

Mob .091/6048259		OIB 67768464669
INVESTITOR:	Gimnazija i strukovna škola Jurja Dobrile Pazin Šetalište pazinske gimnazije 11, Pazin OIB:89025673993	
GRAĐEVINA:	Gimnazija i strukovna škola Jurja Dobrile Pazin Šetalište pazinske gimnazije 11, Pazin k.č. br. 1838, k.o. Pazin	
RAZINA RAZRADE PROJEKTA	IZVEDBENI PROJEKT – NACRTI ARMATURE	
DATUM IZRADE PROJEKTA	svibanj, 2025. g.	
NACRTE IZRADIO :		
VEDRAN KOBAŠLIĆ, dipl. ing. građ.		
PROJEKTANT KONSTRUKCIJE:		
DANIJEL SIMONETTI, dipl. inž. građ.		
STATUMEN GRADNJA d.o.o., ZAGREB , STOLAČKA 21 GRAĐENJE, PROJEKTIRANJE I NADZOR		

SADRŽAJ IZVEDBENOG PROJEKTA KONSTRUKCIJE :

A. TEHNIČKI DIO		
1	Tehnički opis i napomene	
2	Iskazi armature	
3	Nacrti armature	

A. TEHNIČKI DIO

1.1.TEHNIČKI OPIS I NAPOMENE-INTERPOLACIJA

3.7. Napomena

Prije početka radova potrebno je naručiti izradu izvedbenog projekta kojim bi se detaljnije riješili pojedini detalji, kao i armaturni nacrti i time omogućilo i olakšalo građenje. Nužno je potrebno da se prije početka radova ustanove uvjeti temeljenja buduće građevine te shodno tome izvrše eventualno potrebne korekcije statičkog proračuna i temeljenja, kao i utvrdi potrebna armatura temelja.

Prilikom izvođenja potrebno se držati u svemu projektom danih priloga, svih relevantnih pravilnika i standarda, a sve nejasnoće potrebno je na vrijeme rješavati sa projektantom konstrukcije i nadzornim inženjerom.

Poreč, ožujak 2022. Rekonstrukcija i dogradnja gimnazije i strukovne škole, k.č. 1838, K.O. Pazin Strana: 44



Elaborat broj:14/2022

Potrebno je da projektant arhitektonskog dijela projekta vodi računa o podudarnosti konstruktivnih elemenata po vertikali (nosivi zidovi, vertikalni serklaži, stupovi i sl.), kako ne bi došlo do eventualnih ekscentričnosti te pojave nepredviđenih opterećenja.

Kod izvedbe armiranobetonskih temelja predviđen je razred nadzora 2, dok je za izvedbu ostalih dijelova armiranobetonske konstrukcije predviđen razred nadzora 1, sve prema smjernicama danim u HRN ENV 13670-1.

Projektant:

mr.sc. Danijel Simonetti, dipl.ing.građ.

Slika br.1-napome iz projekta konstrukcije

- A) Nova interpolacija se izvodi između dva postojeća objekta. Zidovi suterena u osi 5 kao i sama temeljna konstrukcija u osi 5 nalazi se neposredno u zoni temeljne konstrukcije postojećeg objekta. Prije izvođenja radova nužno je na licu mjesta ustanoviti gabarite i dimenzije postojećih temelja postojeće građevine uz os 5. U slučaju kolizije tj. potencijalnog zasjecanja projektirane temeljne ploče i zidova suterena u osi 5 sa postojećim temeljima postojeće građevine, potrebno je dati novo statičko rješenje od strane projektanta konstrukcije (samim time i detalje armiranja) kao što je opisano i u projektu konstrukcije (slika 1.). Potencijalni problem je kontinuitet armature zidova u osi 5 u slučaju da temelji postojeće građevine zadiru u njih kojeg treba riješiti projektant konstrukcije ako se ukaže potreba za tim.
- B) Zidovi suterena u osi 1 kao i sama temeljna konstrukcija u osi 1 izvode se na većoj dubini nego postojeća građevina. Dimenzije i dubina postojećih temelja postojeće građevine uz os 1 je nepoznata te ju je potrebno provjeriti prije izvođenja radova. U slučaju kolizije tj. potencijalnog zasjecanja projektiranih zidova suterena u osi 1 sa postojećom temeljnom strukturom postojeće građevine uz os 1 potrebno je dati novo statičko rješenje od strane projektanta konstrukcije (samim time i detalje armiranja) kao što je opisano i u projektu konstrukcije (slika 1.). Potencijalni problem je kontinuitet armature zidova u osi 1 u slučaju da temelji postojeće građevine zadiru u njih kojeg treba riješiti projektant konstrukcije ako se ukaže potreba za tim.

- C) Postojeću građevinu uz os 1 (koja je plića od temeljne konstrukcije predmetne građevine Interpolacije) potrebno je podbetonirati prema Projektantskom rješenju osiguranja privremene građevne jame koji je izradila tvrtka GEOTECH d.o.o. Točan prijedlog kampada podbetoniranja potrebno je ovjeriti od strane projektanta konstrukcije nakon utvrđivanja postojeće temeljne konstrukcije. Detaljan opis potbetoniranja (i izvođenja geotehničkih sidara) opisan je u elaborate koji je izradila tvrtka GEOTECH d.o.o.

3. Tehnički opis

Osiguranje privremene građevne jame interpolacije je radi potkopavanja postojećih temelja osnovne škole potrebno izvoditi u horizontalnim kampadama širine 1,25 m. Izvodi se potkopavanje ispod postojećih temelja u širini od 50,0 cm sve do razine stijenske podloge.

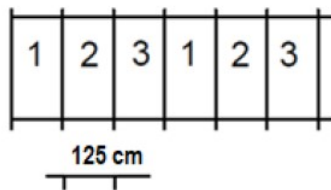
Prije početka izvedbe radova potrebno je izvesti dvije sondažne jame kako bi se utvrdilo stanje postojećih temelja i dubina njihovog dna.

Nakon iskopa ispod postojećeg temelja pristupa se ugradnji štapnog samobušivog sidra promjera 32,0 mm, duljine $L=4,0$ m. Iskopani prostor je potrebno popuniti ugradnjom armaturnih mreža u dva sloja i mlaznog betona.

Prije ugradnje prvog sloja mlaznog betona i prvog sloja armaturne mreže Q-188, potrebno je ugraditi štapno samobušivo sidro promjera 32,0 mm, duljine $L=4,0$ m. Popunjavanje iskopa se izvodi tako da se armaturna mreža Q-188 postavi nakon izvedbe prvog sloja mlaznog betona. Drugi sloj armaturne mreže Q-188 se ugrađuje nakon ugradnje predzadnjeg sloja mlaznog betona. Ugrađuje se mlazni beton u slojevima ne debljim od $d=10,0$ cm, razreda tlačne čvrstoće C 25/30.

Armaturne mreže se ugrađuju u širini od 1,70 m. Mrežu je na rubu kampade prije betoniranja potrebno saviti kako bi se mogla pri izradi susjedne kampade preklopiti sa njenom armaturom.

Radi osiguranja iskopa ispod temelja potrebno je izvršiti podbetoniranje u horizontalnim kampadama širine 1,25 m do dubine stijenske podloge prema principu šahovskog polja. Istovremeno se dopušta izvedba svake treće horizontalne kampade.



Detaljan opis radova dan je u nastavku.

Slika br.2-naputci iz geotehničkog elaborate o načinu podbetoniranja postojeće građevine

- D) **ZAKLJUČAK:** Za sva odstupanja (nakon sondiranja postojećih temelja) vezana za temeljenje građevine od statičkim proračunom pretpostavljenih parametara, potrebno je obratiti se projektantu konstrukcije radi pronalaženja alternativnih rješenja. Projektant konstrukcije dužan je dostaviti nova potencijalna rješenja ukoliko se za tim ukaže potreba. Generalno, za sva odstupanja tokom izvođenja radova od projektom predviđenih rješenja, nužna je suglasnost projektanta konstrukcije.

- E) Armaturni nacrti rađeni su prema glavnom projektu konstrukcije.

8. Zahtjevi za dodatnim kontrolama u određenoj fazi građenja

- 8.1. Izvedbeni projekt – nema zahtjeva.
- 8.2. Dodatne napomene – kroz projektantski nadzor odrediti točno stanje konstrukcije i potvrditi pretpostavke vezane za susjednu građevinu i potvrditi metode ojačanja i sanacije.

9. Svrstavanje konstrukcije u tehničko područje prema članku 2. stavku 2. Pravilnika o upisu u razred revidenata

TP1. Tehničko područje betonskih i zidanih konstrukcija TP1-1.

10. Zaključna izjava revidenta

Predmetna tehnička dokumentacija s obzirom na mehaničku otpornost i stabilnost konstrukcije izrađena stručno, sukladno Zakonu o gradnji i pratećim važećim tehničkim propisima i normama.

dr. sc. Saša Mitrović, dipl. ing. građ.



Slika br.3 – očitovanje revidenta na tematiku temeljenja građevine Interpolacije

1.2.TEHNIČKI OPIS I NAPOMENE-DOGRADNJA

3.7. Napomena

Prije početka radova potrebno je naručiti izradu izvedbenog projekta kojim bi se detaljnije riješili pojedini detalji, kao i armaturni nacrti i time omogućilo i olakšalo građenje. Nužno je potrebno da se prije početka radova ustanove uvjeti temeljenja buduće građevine te shodno tome izvrše eventualno potrebne korekcije statičkog proračuna i temeljenja, kao i utvrdi potrebna armatura temelja.

Prilikom izvođenja potrebno se držati u svemu projektom danih priloga, svih relevantnih pravilnika i standarda, a sve nejasnoće potrebno je na vrijeme rješavati sa projektantom konstrukcije i nadzornim inženjerom.

Poreč, ožujak 2022. Rekonstrukcija i dogradnja gimnazije i strukovne škole, k.č. 1838, K.O. Pazin Strana: 44



Elaborat broj:14/2022

Potrebno je da projektant arhitektonskog dijela projekta vodi računa o podudarnosti konstruktivnih elemenata po vertikali (nosivi zidovi, vertikalni serklaži, stupovi i sl.), kako ne bi došlo do eventualnih ekscentričnosti te pojave nepredviđenih opterećenja.

Kod izvedbe armiranobetonskih temelja predviđen je razred nadzora 2, dok je za izvedbu ostalih dijelova armiranobetonske konstrukcije predviđen razred nadzora 1, sve prema smjernicama danim u HRN ENV 13670-1.

Projektant:

mr.sc. Danijel Simonetti, dipl.ing.građ.

Slika br.1-napome iz projekta konstrukcije

- F) Nova nadogradnja se izvodi uz os 6 postojećeg objekta. Zidovi prizemlja u osi 6 kao i sama temeljna konstrukcija u osi 6 nalazi se neposredno u zoni temeljne konstrukcije postojećeg objekta. Prije izvođenja radova nužno je na licu mjesta ustanoviti gabarite i dimenzije postojećih temelja postojeće građevine uz os 6. U slučaju kolizije tj. potencijalnog zasjecanja projektirane temeljne ploče i zidova prizemlja u osi 6 sa postojećim temeljima postojeće građevine, potrebno je dati novo statičko rješenje od strane projektanta konstrukcije (samim time i detalje armiranja) kao što je opisano i u projektu konstrukcije (slika 1.). Potencijalni problem je kontinuitet armature zidova i temeljne ploče u osi 6 u slučaju da temelji postojeće građevine zadiru u njih kojeg treba riješiti projektant konstrukcije ako se ukaže potreba za tim.
- G) **ZAKLJUČAK:** Za sva odstupanja (nakon sondiranja postojećih temelja) vezana za temeljenje građevine od statičkim proračunom pretpostavljenih parametara, potrebno je obratiti se projektantu konstrukcije radi pronalaženja alternativnih rješenja. Projektant konstrukcije dužan je dostaviti nova potencijalna rješenja ukoliko se za tim ukaže potreba. Generalno, za sva odstupanja tokom izvođenja radova od projektom predviđenih rješenja, nužna je suglasnost projektanta konstrukcije.

H) Armaturni nacrti rađeni su prema glavnom projektu konstrukcije.

8. Zahtjevi za dodatnim kontrolama u određenoj fazi građenja

- 8.1. Izvedbeni projekt – nema zahtjeva.
- 8.2. Dodatne napomene – kroz projektantski nadzor odrediti točno stanje konstrukcije i potvrditi pretpostavke vezane za susjednu građevinu i potvrditi metode ojačanja i sanacije.

9. Svrstavanje konstrukcije u tehničko područje prema članku 2. stavku 2. Pravilnika o upisu u razred revidenata

TP1. Tehničko područje betonskih i zidanih konstrukcija TP1-1.

10. Zaključna izjava revidenta

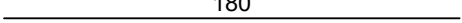



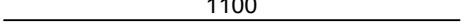
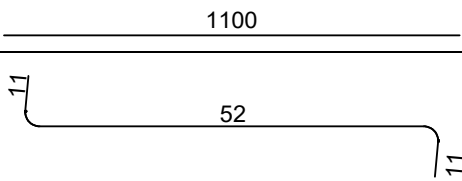
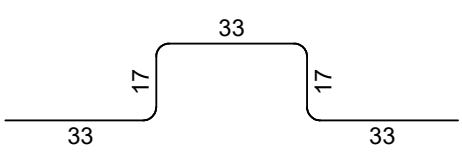
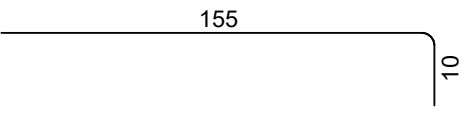
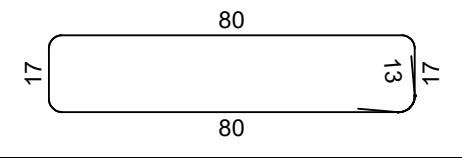


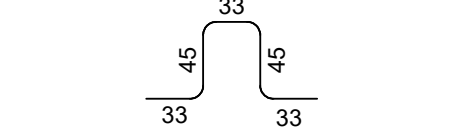
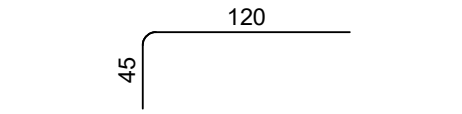
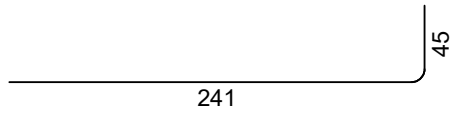
Predmetna tehnička dokumentacija s obzirom na mehaničku otpornost i stabilnost konstrukcije izrađena stručno, sukladno Zakonu o gradnji i pratećim važećim tehničkim propisima i normama.









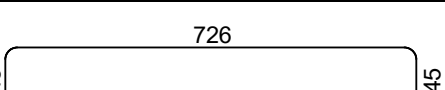
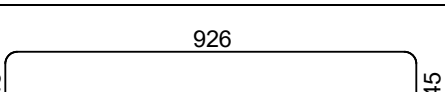

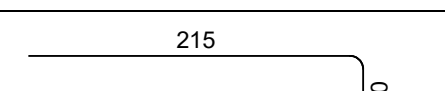

dr. sc. Saša Mitrović, dipl. ing. građ.


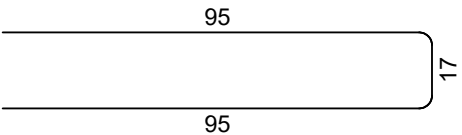

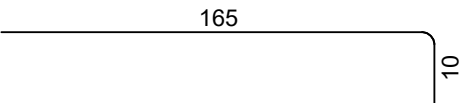
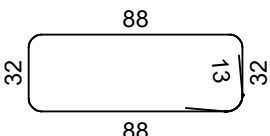
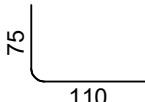


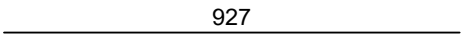
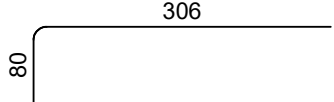
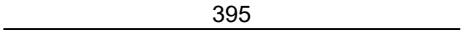
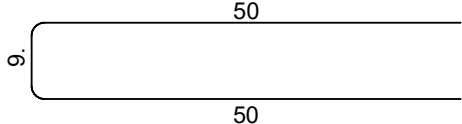
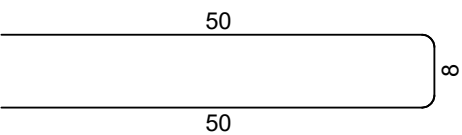
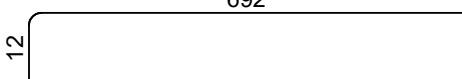


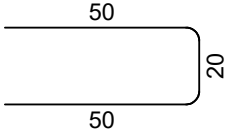
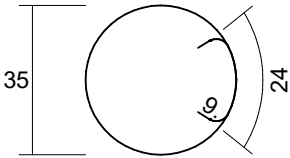
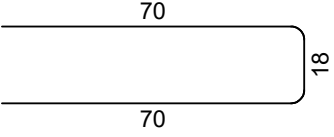
Slika br.3 – očitovanje revidenta na tematiku temeljenja građevine Interpolacije

2.1.ISKAZ ARMATURE-INTEROPLACIJA

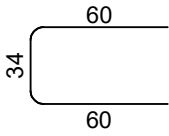
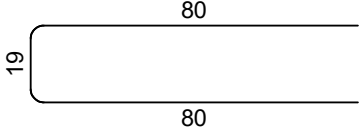
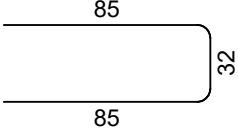
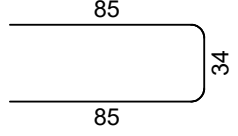
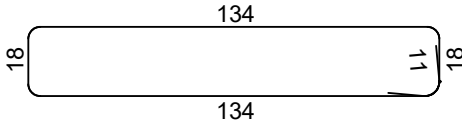


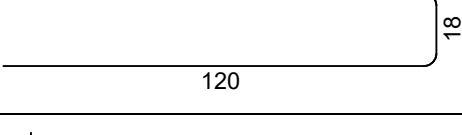

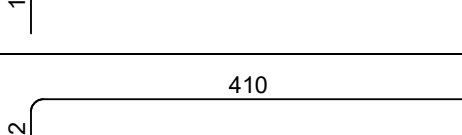
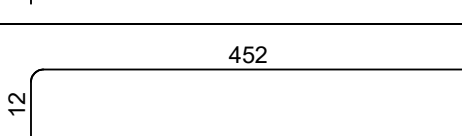
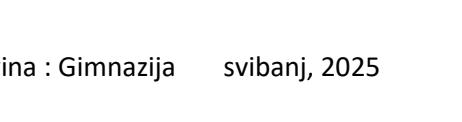
Šipke - specifikacija						
ozn	oblik i mjere [cm]	Ø	lg [m]	n [kom]	lgn [m]	Napomena
temelji (1 kom)						
1		12	1.80	26	46.80	
2		12	2.00	24	48.00	
3		16	8.50	49	416.50	
4		16	11.00	4	44.00	
5		20	11.00	49	539.00	
6		10	0.74	44	32.56	
7		10	1.33	10	13.30	
8		10	1.65	520	858.00	
9		12	2.20	58	127.60	
10		12	2.09	26	54.34	
11		12	2.11	32	67.52	
12		14	1.89	650	1228.50	-3D ŠIPKA-PREMA TEHNOLOGIJI IZVODITELJA
13		16	1.65	12	19.80	
14		16	2.86	13	37.18	





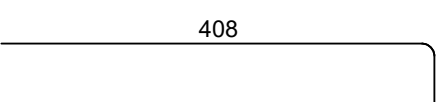

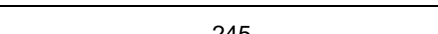

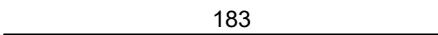
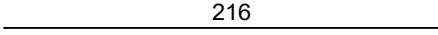
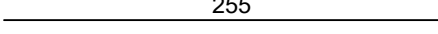
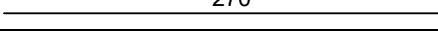


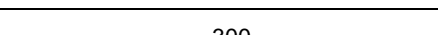


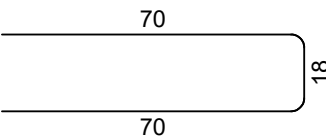
Šipke - specifikacija						
ozn	oblik i mjere [cm]	Ø	lg [m]	n [kom]	lgn [m]	Napomena
15		16	5.13	115	589.95	
16		16	5.45	55	299.75	
17		16	5.64	14	78.96	
18		16	5.84	63	367.92	
19		16	6.00	115	690.00	
20		16	6.57	63	413.91	
21		16	6.85	12	82.20	
22		16	6.87	63	432.81	
23		16	8.16	28	228.48	
24		16	10.16	115	1168.40	
25		20	5.46	8	43.68	
26		14	2.65	52	137.80	
27		10	3.02	7	21.14	

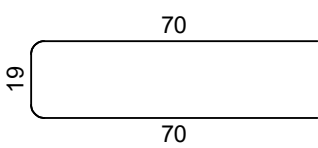
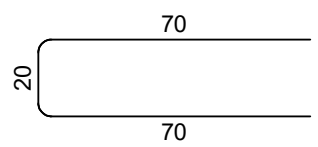
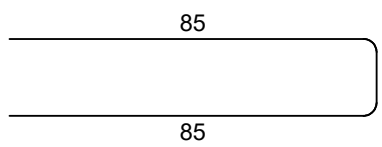
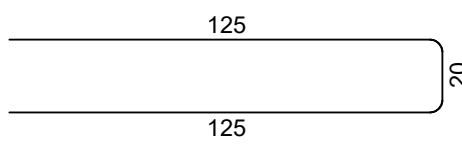
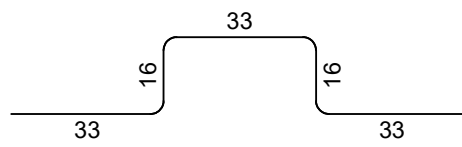
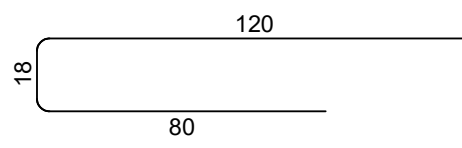
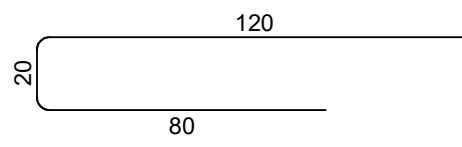
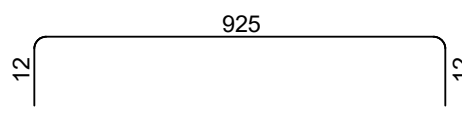
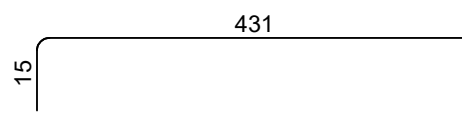

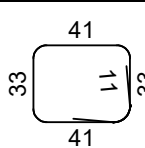
Šipke - specifikacija						
ozn	oblik i mjere [cm]	Ø	lg [m]	n [kom]	lg _n [m]	Napomena
28		14	2.00	104	208.00	
29		10	2.07	17	35.19	
30		10	2.32	25	58.00	
31		12	1.75	74	129.50	
32		12	2.66	63	167.58	
33		12	1.85	4	7.40	
34		12	7.00	8	56.00	
35		12	7.00	4	28.00	
36		12	9.27	4	37.08	
37		12	3.86	4	15.44	
38		12	3.95	2	7.90	
39		8	1.09	220	239.80	
40		8	1.08	229	247.32	
SUTEREN (1 kom)						
50		12	7.04	4	28.16	

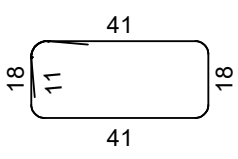
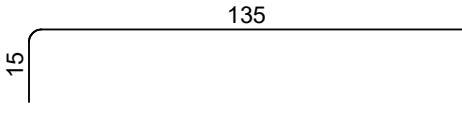
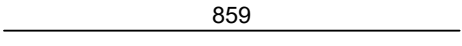

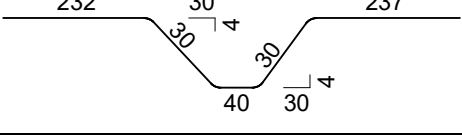
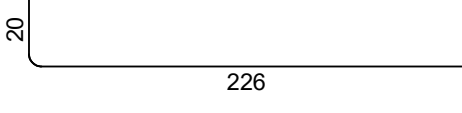
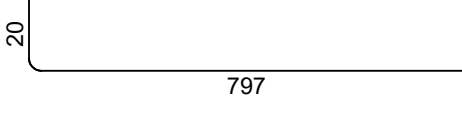
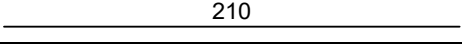

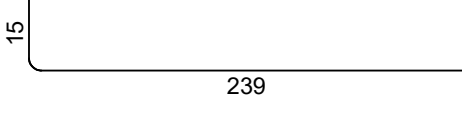
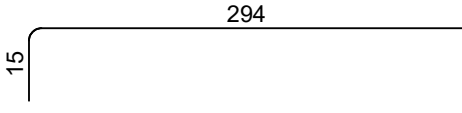

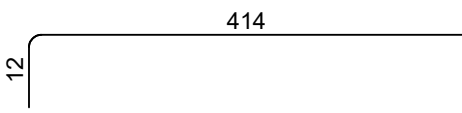
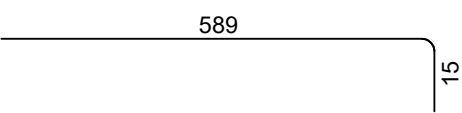

Šipke - specifikacija						
ozn	oblik i mjere [cm]	Ø	lg [m]	n [kom]	lgn [m]	Napomena
51	800	12	8.00	4	32.00	
52	133	8	1.33	514	683.62	
53	200	8	2.00	16	32.00	
54	260	8	2.60	14	36.40	
55	425	8	4.25	8	34.00	
56	716	8	7.16	8	57.28	
57	150	10	1.50	58	87.00	
58	200	10	2.00	80	160.00	
59	200	10	2.00	12	24.00	
60	260	10	2.60	6	15.60	
61	260	10	2.60	6	15.60	
62	480	10	4.80	8	38.40	
63	200	12	2.00	6	12.00	
64	386	12	3.86	16	61.76	
65	400	12	4.00	24	96.00	
66	470	12	4.70	3	14.10	
67	540	12	5.40	4	21.60	
68	562	12	5.62	3	16.86	
69	565	12	5.65	3	16.95	
70	621	12	6.21	4	24.84	
71	650	12	6.50	8	52.00	
72	200	14	2.00	11	22.00	
73	500	14	5.00	137	685.00	
74		8	1.20	95	114.00	
75		8	1.52	46	69.92	
76		8	1.58	9	14.22	

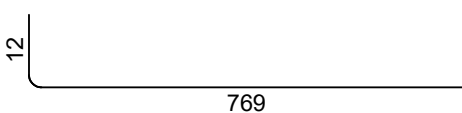
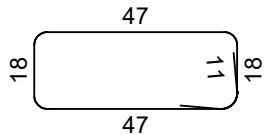
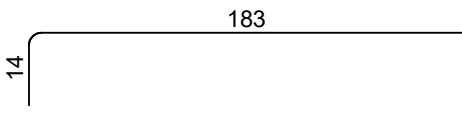
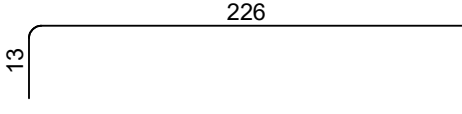
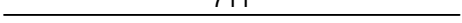

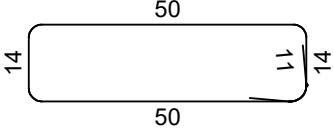



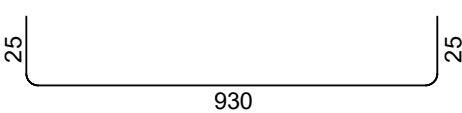
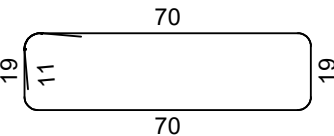

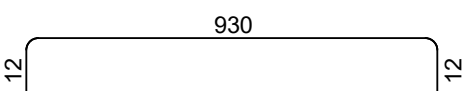
Šipke - specifikacija						
ozn	oblik i mjere [cm]	Ø	lg [m]	n [kom]	lg _n [m]	Napomena
77		8	1.76	18	31.68	
78		8	1.60	296	473.60	
79		8	1.86	17	31.62	
80		8	1.78	8	14.24	
81		8	2.04	26	53.04	
82		8	2.14	22	47.08	
83		8	2.00	71	142.00	
84		8	2.28	40	91.20	
85		8	2.78	8	22.24	
86		8	3.40	21	71.40	
87		10	1.42	25	35.50	

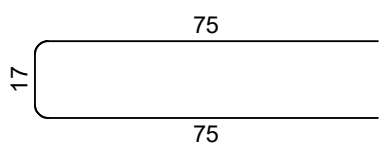


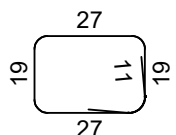


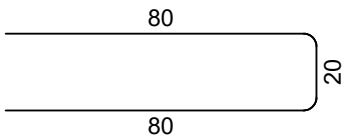
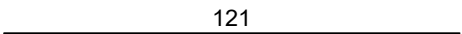
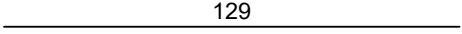
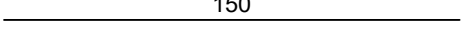



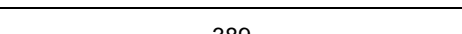
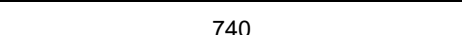

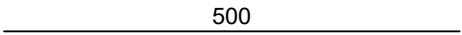
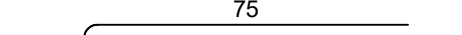
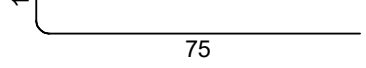
Šipke - specifikacija						
ozn	oblik i mjere [cm]	Ø	lg [m]	n [kom]	lgn [m]	Napomena
88		10	1.54	25	38.50	
89		10	1.79	32	57.28	
90		10	2.02	44	88.88	
91		10	2.04	4	8.16	
92		10	3.26	7	22.82	
93		10	3.48	8	27.84	
94		12	1.35	34	45.90	
95		12	2.58	49	126.42	
96		12	3.21	3	9.63	
97		12	4.05	4	16.20	
98		12	4.22	8	33.76	
99		12	4.64	4	18.56	

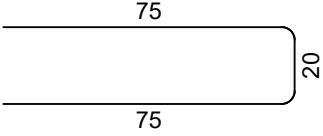


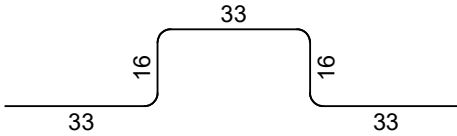
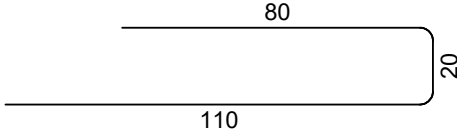
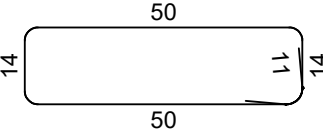

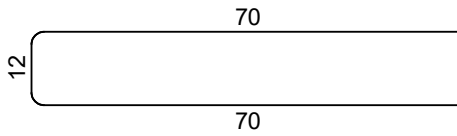
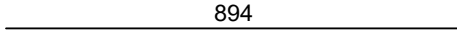
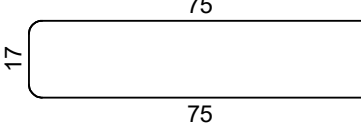
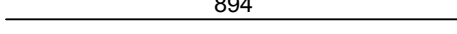
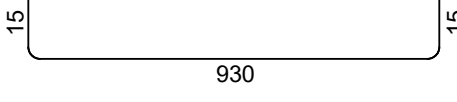
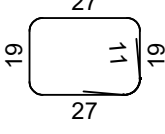
Šipke - specifikacija						
ozn	oblik i mjere [cm]	Ø	lg [m]	n [kom]	lgn [m]	Napomena
100		12	6.00	8	48.00	
101		12	6.50	4	26.00	
102		14	2.70	2	5.40	
103		14	3.25	2	6.50	
104		14	4.23	27	114.21	
105		16	6.75	4	27.00	
106		8	2.45	38	93.10	
107		10	1.50	201	301.50	
108		10	1.83	17	31.11	
109		10	2.16	16	34.56	
110		10	2.55	35	89.25	
111		10	2.70	116	313.20	
112		10	4.90	18	88.20	
113		10	6.95	2	13.90	
114		10	8.75	14	122.50	
115		12	3.00	38	114.00	
116		8	1.17	59	69.03	
117		8	1.58	75	118.50	


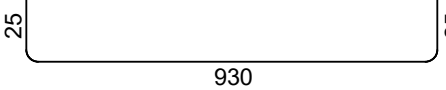

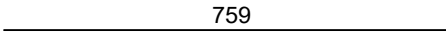
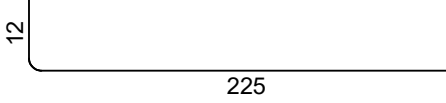
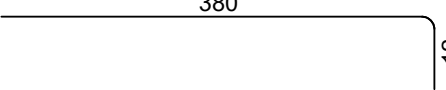
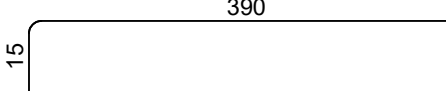
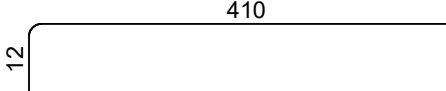
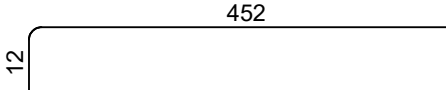
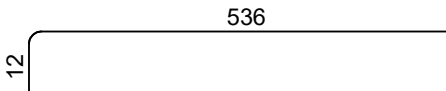


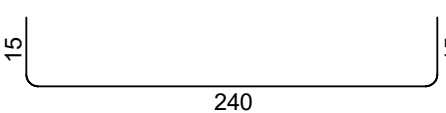

Šipke - specifikacija						
ozn	oblik i mjere [cm]	Ø	lg [m]	n [kom]	lg _n [m]	Napomena
118		8	1.59	24	38.16	
119		8	1.60	91	145.60	
120		8	1.88	81	152.28	
121		8	2.70	59	159.30	
122		10	1.31	700	917.00	
123		10	2.18	84	183.12	
124		10	2.20	19	41.80	
125		12	9.49	3	28.47	
126		14	4.46	3	13.38	
127		14	6.00	3	18.00	
128		10	1.70	204	346.80	

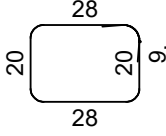
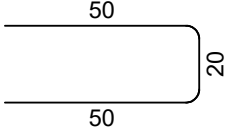
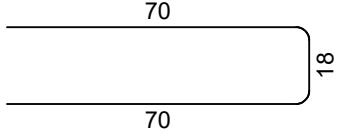
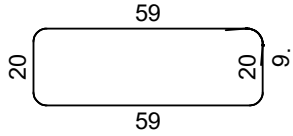
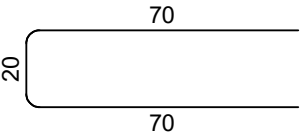
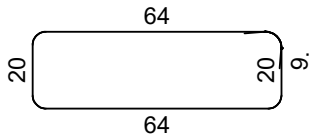
Šipke - specifikacija						
ozn	oblik i mjere [cm]	Ø	lg [m]	n [kom]	lgn [m]	Napomena
129		10	1.40	9	12.60	
131		14	1.50	12	18.00	
132		16	8.59	6	51.54	
133		14	6.47	2	12.94	
134		16	5.69	3	17.07	
135		14	2.46	3	7.38	
136		14	8.17	3	24.51	
137		14	2.10	2	4.20	
138		14	1.35	2	2.70	
139		14	2.54	2	5.08	
140		14	3.09	3	9.27	
141		14	8.47	8	67.76	
142		12	4.26	10	42.60	
143		12	6.04	10	60.40	
144		12	2.80	2	5.60	

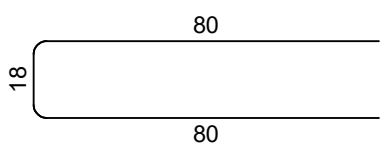
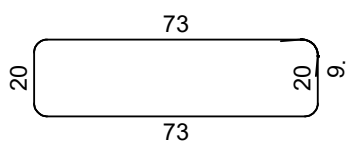
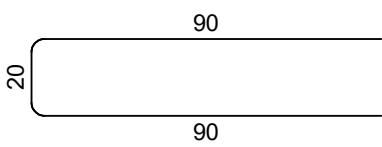
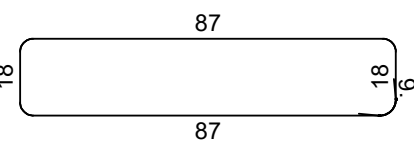
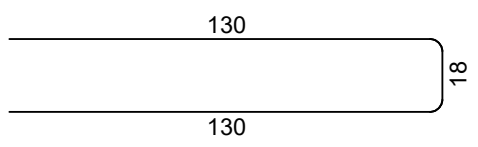
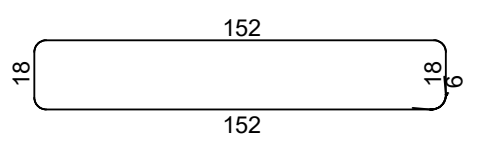
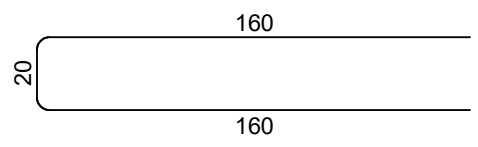
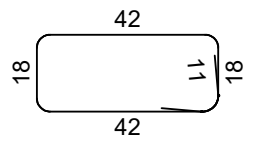
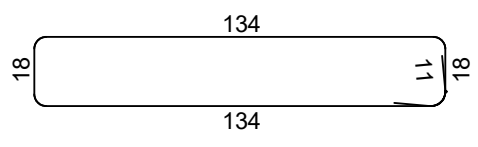

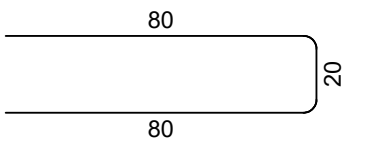
Šipke - specifikacija						
ozn	oblik i mjere [cm]	Ø	lg [m]	n [kom]	lgn [m]	Napomena
145		12	7.81	4	31.24	
146		10	1.52	18	27.36	
147		14	1.97	2	3.94	
148		14	2.39	2	4.78	
149		12	7.11	4	28.44	
150		12	9.54	3	28.62	
151		10	1.50	60	90.00	
152		14	9.61	2	19.22	
153		8	1.52	6	9.12	
154		8	8.94	6	53.64	
155		20	9.80	4	39.20	
156		10	2.00	60	120.00	
157		20	7.59	4	30.36	
158		12	9.54	16	152.64	

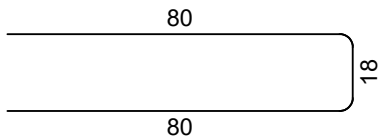
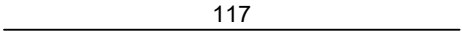
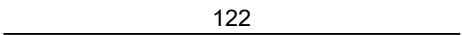



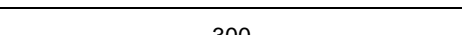

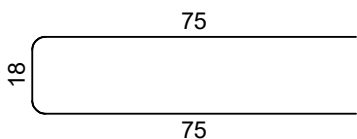
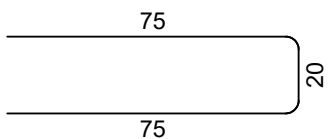
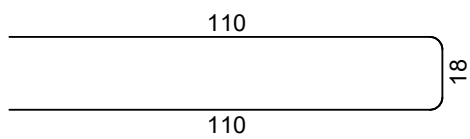
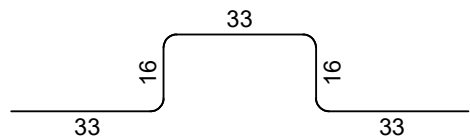
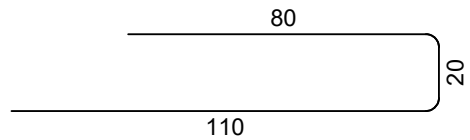
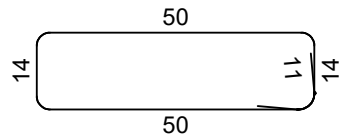
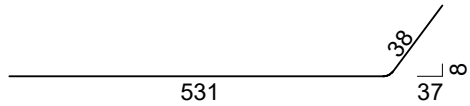
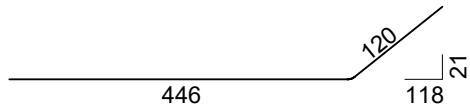
Šipke - specifikacija						
ozn	oblik i mjere [cm]	Ø	lg [m]	n [kom]	lg _n [m]	Napomena
159		8	1.67	12	20.04	
160		8	8.94	12	107.28	
161		14	9.60	2	19.20	
162		10	1.14	60	68.40	
163		10	2.46	60	147.60	
164		10	1.78	14	24.92	
165		10	1.80	19	34.20	
prizemlje (1 kom)						
170		8	1.21	12	14.52	
171		8	1.29	12	15.48	
172		10	1.50	86	129.00	
173		10	1.80	21	37.80	
174		10	1.90	19	36.10	
175		10	2.70	11	29.70	
176		10	3.62	1	3.62	
177		10	3.89	2	7.78	
178		10	7.40	40	296.00	
179		12	3.00	57	171.00	
180		12	5.00	19	95.00	
181		8	1.68	95	159.60	

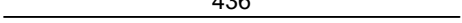
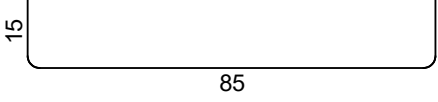
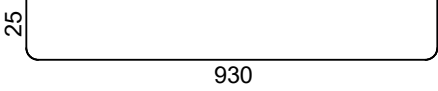


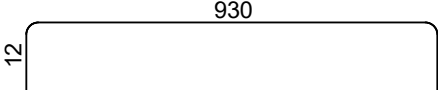
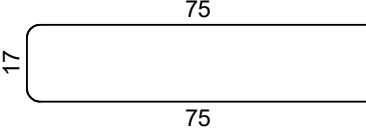
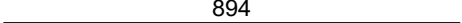
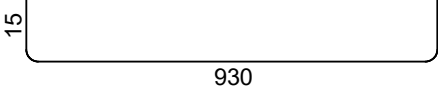
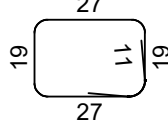
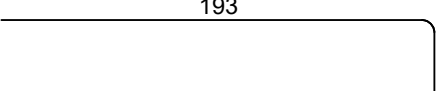
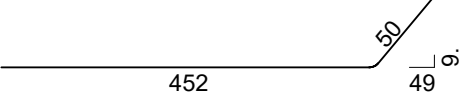
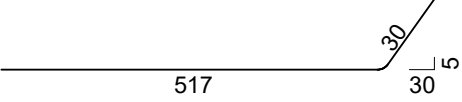
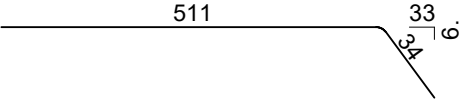

Šipke - specifikacija						
ozn	oblik i mjere [cm]	Ø	lg [m]	n [kom]	lg _n [m]	Napomena
182		8	1.70	79	134.30	
183		8	2.18	59	128.62	
184		12	9.54	21	200.34	
185		10	1.31	700	917.00	
186		10	2.10	178	373.80	
187		10	1.50	60	90.00	
188		14	9.61	2	19.22	
189		8	1.52	6	9.12	
190		8	8.94	6	53.64	
191		8	1.67	12	20.04	
192		8	8.94	12	107.28	
193		14	9.60	4	38.40	
194		10	1.14	120	136.80	

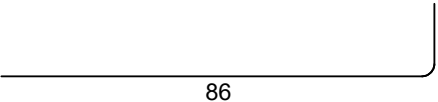
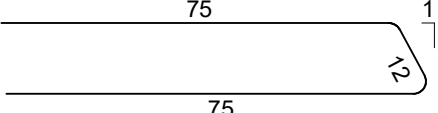
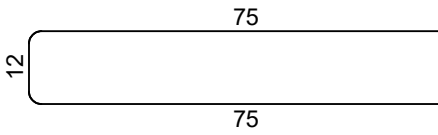
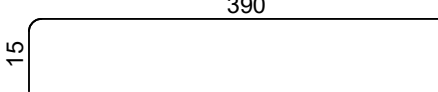
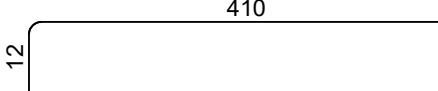
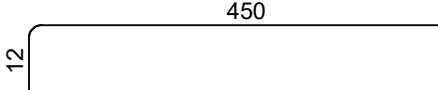
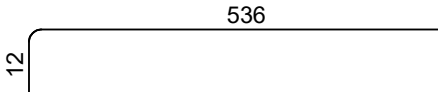


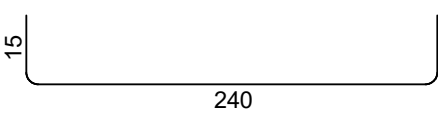
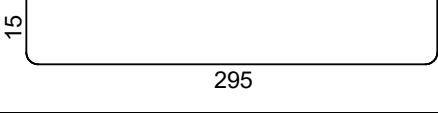

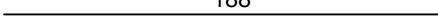



Šipke - specifikacija						
ozn	oblik i mjere [cm]	Ø	lg [m]	n [kom]	lgn [m]	Napomena
195		8	2.38	35	83.30	
196		20	9.80	4	39.20	
197		10	2.00	120	240.00	
198		20	7.59	4	30.36	
199		12	2.37	3	7.11	
200		12	3.92	10	39.20	
201		12	4.05	4	16.20	
202		12	4.22	8	33.76	
203		12	4.64	4	18.56	
204		12	5.48	4	21.92	
205		12	6.00	8	48.00	
206		12	6.50	8	52.00	
207		14	2.70	2	5.40	
208		14	3.25	2	6.50	

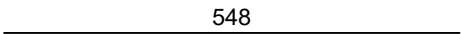
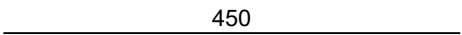
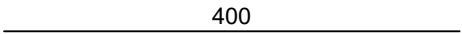
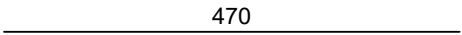
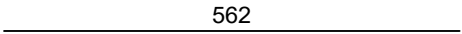
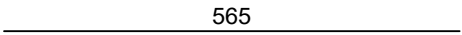
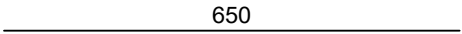
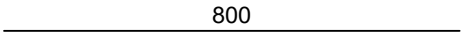
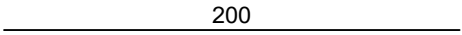
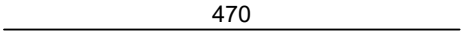
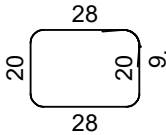



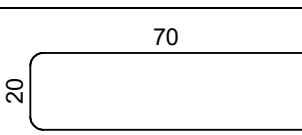
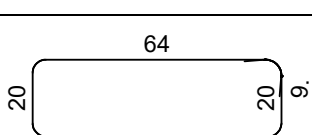
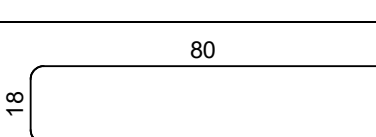
Šipke - specifikacija						
ozn	oblik i mjere [cm]	Ø	lg [m]	n [kom]	lg _n [m]	Napomena
209	133	8	1.33	656	872.48	
210	188	8	1.88	18	33.84	
211	200	8	2.00	16	32.00	
212	260	8	2.60	14	36.40	
213	425	8	4.25	8	34.00	
214	548	8	5.48	8	43.84	
215	450	10	4.50	8	36.00	
216	400	12	4.00	8	32.00	
217	470	12	4.70	3	14.10	
218	562	12	5.62	3	16.86	
219	565	12	5.65	3	16.95	
220	650	12	6.50	16	104.00	
221	800	12	8.00	4	32.00	
222	470	14	4.70	142	667.40	
223		8	1.14	16	18.24	
224		8	1.20	130	156.00	
225		8	1.58	5	7.90	
226		8	1.76	16	28.16	
227		8	1.60	279	446.40	
228		8	1.86	15	27.90	

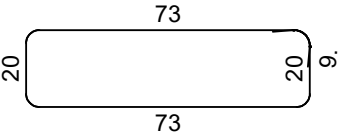
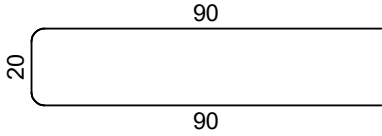
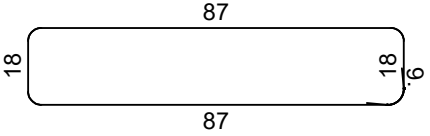
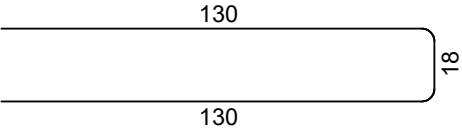
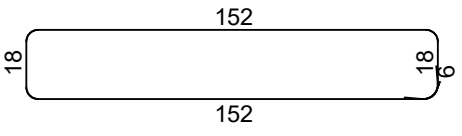
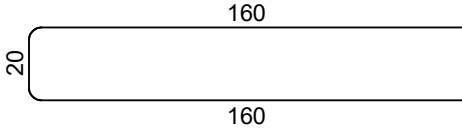
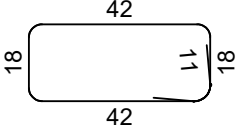
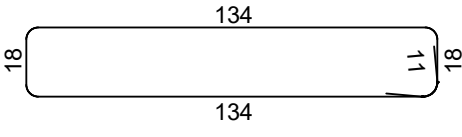
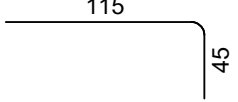
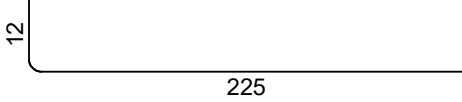
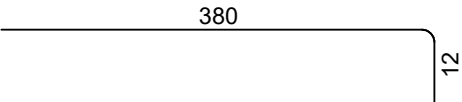
Šipke - specifikacija						
ozn	oblik i mjere [cm]	Ø	lg [m]	n [kom]	lgn [m]	Napomena
229		8	1.78	8	14.24	
230		8	2.04	24	48.96	
231		8	2.00	41	82.00	
232		8	2.28	40	91.20	
233		8	2.78	8	22.24	
234		8	3.58	8	28.64	
235		8	3.40	20	68.00	
236		10	1.42	25	35.50	
237		10	3.26	7	22.82	
238		12	1.60	18	28.80	
239		10	1.80	14	25.20	

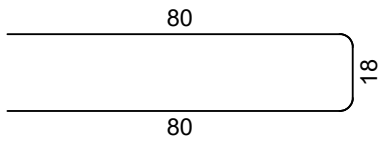
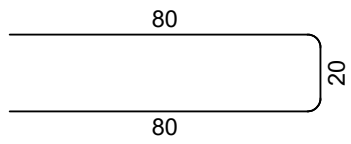


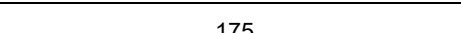
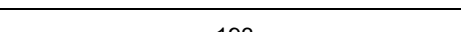


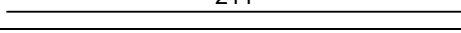
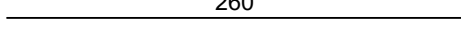
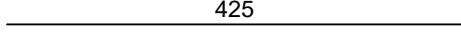
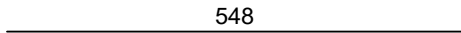


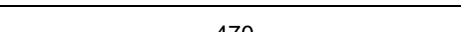



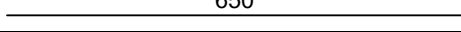
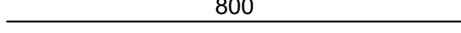
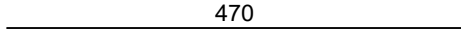
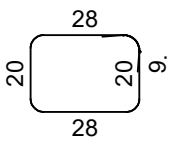
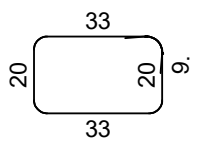
Šipke - specifikacija						
ozn	oblik i mjere [cm]	Ø	lg [m]	n [kom]	lgn [m]	Napomena
240		10	1.78	19	33.82	
1.kat (1 kom)						
250		8	1.17	20	23.40	
251		8	1.22	20	24.40	
252		10	1.50	86	129.00	
253		10	2.70	11	29.70	
254		10	7.40	40	296.00	
255		12	3.00	57	171.00	
256		12	5.00	19	95.00	
257		8	1.68	129	216.72	
258		8	1.70	79	134.30	
259		8	2.38	58	138.04	
260		10	1.31	700	917.00	
261		10	2.10	183	384.30	
262		10	1.50	67	100.50	
263		14	5.69	4	22.76	
264		14	5.66	2	11.32	

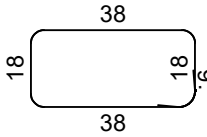
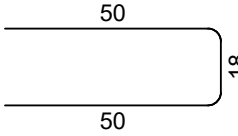
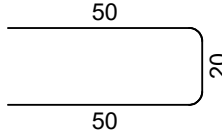
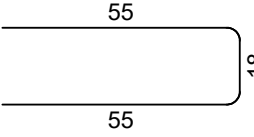
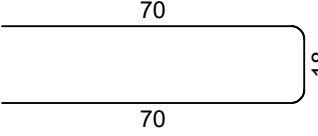
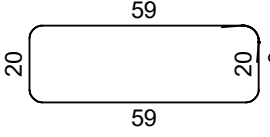
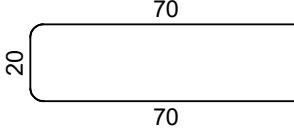
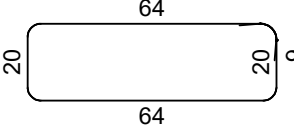
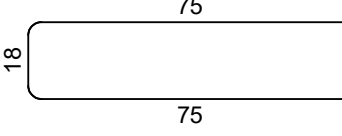
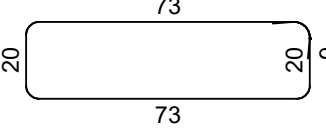

Šipke - specifikacija						
ozn	oblik i mjere [cm]	Ø	lg [m]	n [kom]	lgn [m]	Napomena
265		14	4.36	2	8.72	
266		14	1.15	2	2.30	
267		20	9.80	4	39.20	
268		10	2.00	120	240.00	
269		20	7.59	4	30.36	
270		12	9.54	18	171.72	
271		8	1.67	12	20.04	
272		8	8.94	12	107.28	
273		14	9.60	4	38.40	
274		10	1.14	120	136.80	
275		16	2.08	2	4.16	
276		8	5.02	3	15.06	
277		8	5.47	3	16.41	
278		8	5.45	3	16.35	
279		8	4.34	3	13.02	

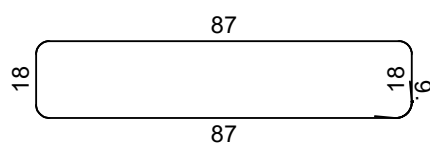

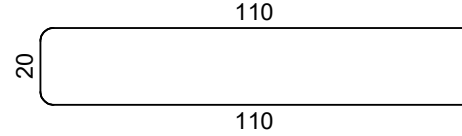
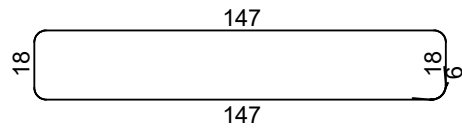
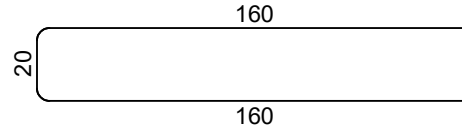

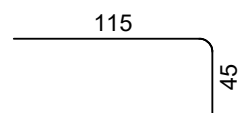



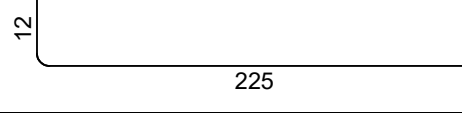
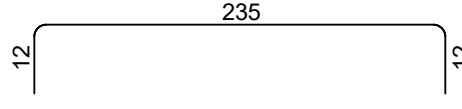
Šipke - specifikacija						
ozn	oblik i mjere [cm]	Ø	lg [m]	n [kom]	lgn [m]	Napomena
280		8	0.96	6	5.76	
281		8	1.62	6	9.72	
282		8	1.62	3	4.86	
283		12	4.05	4	16.20	
284		12	4.22	8	33.76	
285		12	4.62	4	18.48	
286		12	5.48	4	21.92	
287		12	6.00	8	48.00	
288		12	6.50	8	52.00	
289		14	2.70	2	5.40	
290		14	3.25	2	6.50	
291		8	1.33	674	896.42	
292		8	1.88	18	33.84	
293		8	2.00	16	32.00	
294		8	2.60	14	36.40	
295		8	4.25	8	34.00	

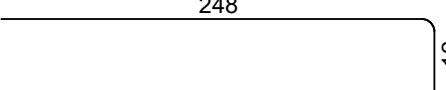
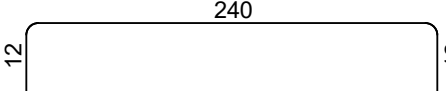
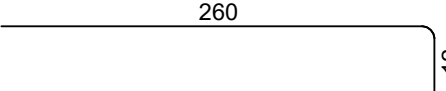
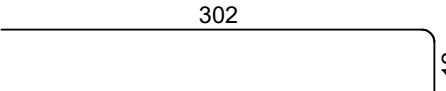

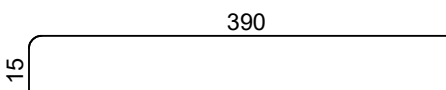
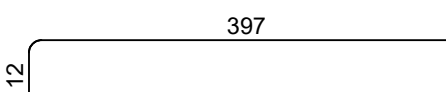
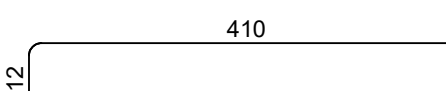
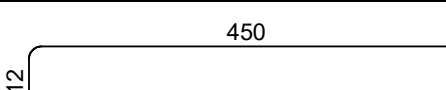




Šipke - specifikacija						
ozn	oblik i mjere [cm]	Ø	lg [m]	n [kom]	lgn [m]	Napomena
296		8	5.48	8	43.84	
297		10	4.50	8	36.00	
298		12	4.00	8	32.00	
299		12	4.70	3	14.10	
300		12	5.62	3	16.86	
301		12	5.65	3	16.95	
302		12	6.50	16	104.00	
303		12	8.00	4	32.00	
304		14	2.00	16	32.00	
305		14	4.70	116	545.20	
306		8	1.14	16	18.24	
307		8	1.20	130	156.00	
308		8	1.58	10	15.80	
309		8	1.76	16	28.16	
310		8	1.60	279	446.40	
311		8	1.86	15	27.90	
312		8	1.78	8	14.24	

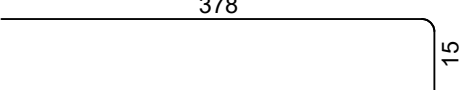
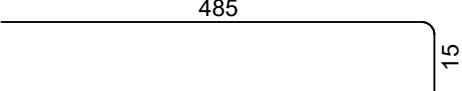

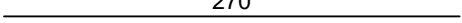
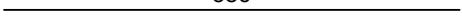



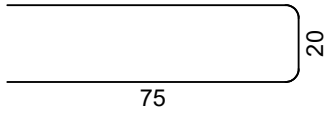

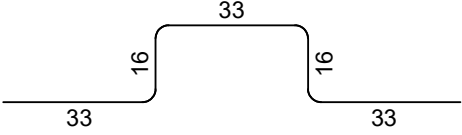


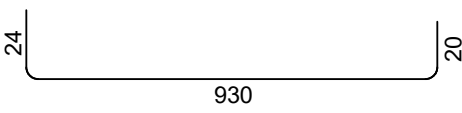
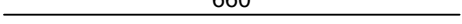

Šipke - specifikacija						
ozn	oblik i mjere [cm]	Ø	lg [m]	n [kom]	lg _n [m]	Napomena
313		8	2.04	24	48.96	
314		8	2.00	41	82.00	
315		8	2.28	40	91.20	
316		8	2.78	8	22.24	
317		8	3.58	8	28.64	
318		8	3.40	20	68.00	
319		10	1.42	25	35.50	
320		10	3.26	7	22.82	
321		12	1.60	12	19.20	
322		12	2.37	3	7.11	
323		12	3.92	20	78.40	

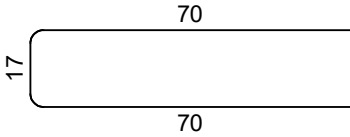
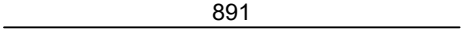
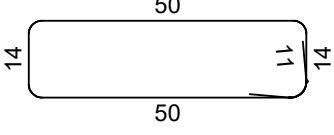
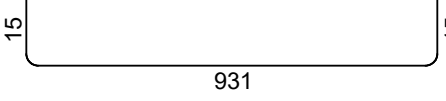
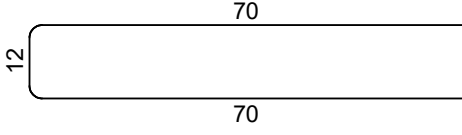
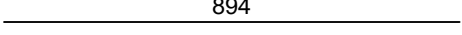
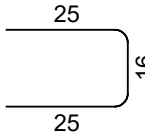
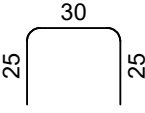
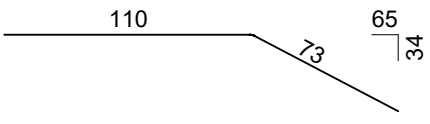
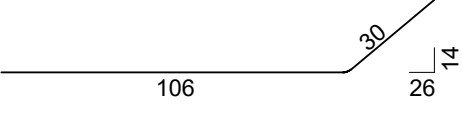
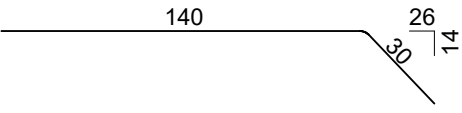
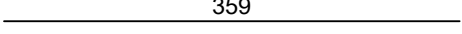
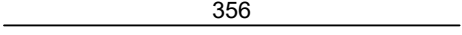
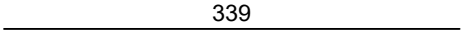
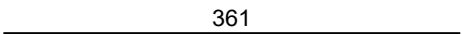
Šipke - specifikacija						
ozn	oblik i mjere [cm]	Ø	lg [m]	n [kom]	lg _n [m]	Napomena
324		10	1.78	19	33.82	
325		10	1.80	16	28.80	
2.KAT (1 kom)						
330		8	1.33	350	465.50	
331		8	1.50	48	72.00	
332		8	1.75	180	315.00	
333		8	1.93	14	27.02	
334		8	2.00	16	32.00	
335		8	2.11	16	33.76	
336		8	2.60	14	36.40	
337		8	4.25	8	34.00	
338		8	5.48	8	43.84	
339		10	4.50	8	36.00	
340		12	4.00	8	32.00	
341		12	4.70	3	14.10	
342		12	5.62	3	16.86	
343		12	5.65	3	16.95	
344		12	6.50	28	182.00	
345		12	8.00	4	32.00	
346		14	4.70	56	263.20	
347		14	4.75	10	47.50	
348		14	5.31	4	21.24	
349		8	1.14	16	18.24	
350		8	1.24	9	11.16	

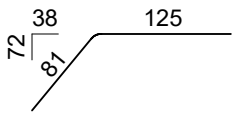

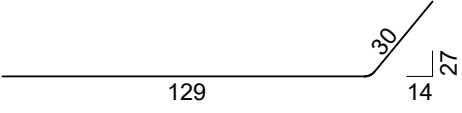
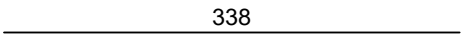
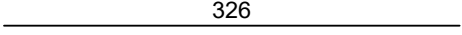
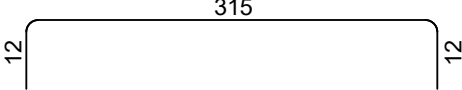

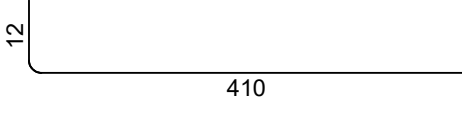
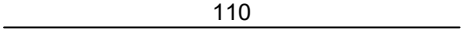
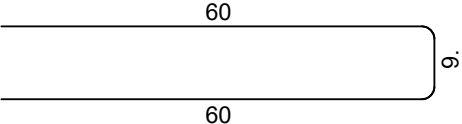
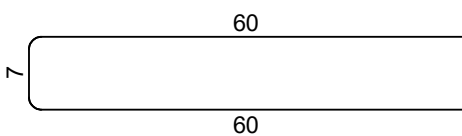

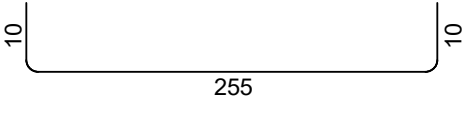
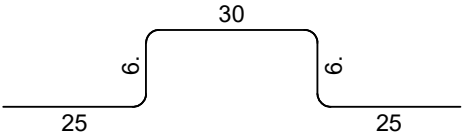
Šipke - specifikacija						
ozn	oblik i mjere [cm]	Ø	lg [m]	n [kom]	lgn [m]	Napomena
351		8	1.30	11	14.30	
352		8	1.18	303	357.54	
353		8	1.20	158	189.60	
354		8	1.28	15	19.20	
355		8	1.58	148	233.84	
356		8	1.76	16	28.16	
357		8	1.60	405	648.00	
358		8	1.86	15	27.90	
359		8	1.68	181	304.08	
360		8	2.04	24	48.96	
361		8	2.00	41	82.00	

Šipke - specifikacija						
ozn	oblik i mjere [cm]	Ø	lg [m]	n [kom]	lgn [m]	Napomena
362		8	2.28	40	91.20	
363		8	2.38	17	40.46	
364		8	2.40	60	144.00	
365		8	3.48	25	87.00	
366		8	3.40	20	68.00	
367		12	1.40	8	11.20	
368		12	1.60	12	19.20	
369		12	1.60	8	12.80	
370		12	1.79	8	14.32	
371		12	2.26	20	45.20	
372		12	2.37	3	7.11	
373		12	2.59	8	20.72	

Šipke - specifikacija						
ozn	oblik i mjere [cm]	Ø	lg [m]	n [kom]	lgn [m]	Napomena
374		12	2.60	12	31.20	
375		12	2.64	12	31.68	
376		12	2.72	4	10.88	
377		12	3.14	4	12.56	
378		12	3.19	8	25.52	
379		12	4.05	4	16.20	
380		12	4.09	6	24.54	
381		12	4.22	8	33.76	
382		12	4.62	6	27.72	
383		12	6.00	8	48.00	
384		12	6.50	12	78.00	
385		14	2.70	2	5.40	
386		14	3.25	2	6.50	

Šipke - specifikacija						
ozn	oblik i mjere [cm]	Ø	lg [m]	n [kom]	lg _n [m]	Napomena
387		14	3.93	18	70.74	
388		14	5.00	56	280.00	
389		10	1.50	137	205.50	
390		10	2.70	24	64.80	
391		10	3.86	4	15.44	
392		10	4.10	4	16.40	
393		10	4.90	18	88.20	
394		12	3.00	67	201.00	
395		8	1.70	93	158.10	
396		8	3.38	8	27.04	
397		10	1.31	700	917.00	
398		10	2.10	180	378.00	
399		10	3.26	120	391.20	
400		16	9.74	6	58.44	
401		16	6.60	4	26.40	
402		12	9.54	17	162.18	

Šipke - specifikacija						
ozn	oblik i mjere [cm]	Ø	lg [m]	n [kom]	lg _n [m]	Napomena
403		8	1.57	24	37.68	
404		8	8.91	24	213.84	
405		10	1.50	60	90.00	
406		14	9.61	2	19.22	
407		8	1.52	6	9.12	
408		8	8.94	6	53.64	
DISTANCERI (1 kom)						
451		8	0.66	1600	1056.00	
452		8	0.80	48	38.40	
stepenice (1 kom)						
420		10	1.83	99	181.17	
421		10	1.36	99	134.64	
422		10	1.70	99	168.30	
423		10	3.59	27	96.93	
424		10	3.56	27	96.12	
425		10	3.39	18	61.02	
426		10	3.61	18	64.98	

Šipke - specifikacija						
ozn	oblik i mjere [cm]	Ø	lg [m]	n [kom]	lgn [m]	Napomena
427		10	2.06	9	18.54	
428		10	1.30	9	11.70	
429		10	1.59	9	14.31	
430		10	3.38	9	30.42	
431		10	3.26	9	29.34	
432		12	3.39	24	81.36	
433		12	1.42	16	22.72	
434		12	4.22	19	80.18	
435		8	1.10	210	231.00	
ploča na koti 12.15 (1 kom)						
500		8	1.29	74	95.46	
501		8	1.27	36	45.72	
502		12	5.75	8	46.00	
503		12	2.75	8	22.00	
504		8	0.92	45	41.40	

Šipke - rekapitulacija			
Ø [mm]	lgn [m]	Jedinična težina [kg/m]	Težina [kg]
B500B			
8	14641.25	0.41	6002.91
10	12596.98	0.65	8188.04
12	5262.37	0.92	4841.38
14	4761.09	1.25	5951.36
16	5054.47	1.64	8289.33
20	791.36	2.54	2010.05
Ukupno (B500B)			35283.08
Ukupno			35283.08

Mreže - specifikacija							
Pozicija	Oznaka mreže	B [cm]	L [cm]	n	Jedinična težina [kg/m2]	Ukupna težina [kg]	Napomena
temelji (1 kom)							
I	Q-257	215	600	10	4.02	518.58	
I-1	Q-257	170	600	2	4.02	82.01	
I-2	Q-257	215	600	2	4.02	103.72	
I-3	Q-257	120	375	2	4.02	36.18	
I-4	Q-257	215	280	6	4.02	145.20	
I-5	Q-257	90	280	2	4.02	20.26	
I-6	Q-257	215	75	8	4.02	51.86	
I-7	Q-257	210	600	2	4.02	101.30	
I-8	Q-257	210	75	2	4.02	12.66	
Ukupno						1071.77	
SUTEREN (1 kom)							
I-1	Q-335	200	391	4	5.45	170.48	
I-2	Q-335	215	391	28	5.45	1282.83	
I-3	Q-335	110	391	2	5.45	46.88	
I-4	Q-335	215	390	2	5.45	91.51	
I-5	Q-335	109	390	2	5.45	46.31	
I-6	Q-335	180	391	2	5.45	76.73	
I-7	Q-335	90	391	2	5.45	38.36	
I-8	Q-335	140	391	2	5.45	59.85	
I-9	Q-335	85	391	2	5.45	36.23	
I-10	Q-335	99	391	2	5.45	41.99	
II	Q-524	215	600	3	8.40	325.08	
II-1	Q-524	215	391	6	8.40	423.69	
II-2	Q-524	112	391	2	8.40	73.56	
II-3	Q-524	215	335	3	8.40	181.50	
II-4	Q-524	120	335	1	8.40	33.77	
II-5	Q-524	120	600	1	8.40	60.48	
III	Q-257	215	600	7	4.02	363.01	
III-1	Q-257	155	568	1	4.02	35.36	
III-2	Q-257	170	600	1	4.02	41.00	
III-3	Q-257	170	475	1	4.02	32.46	
III-4	Q-257	215	183	3	4.02	47.32	
III-5	Q-257	215	600	4	4.02	207.43	
III-6	Q-257	215	180	1	4.02	15.56	
III-7	Q-257	215	75	1	4.02	6.48	
III-8	Q-257	85	180	1	4.02	6.15	
III-9	Q-257	85	600	2	4.02	41.00	
III-10	Q-257	85	75	1	4.02	2.56	
IV-1	Q-424	215	260	3	6.81	114.20	

Mreže - specifikacija							
Pozicija	Oznaka mreže	B [cm]	L [cm]	n	Jedinična težina [kg/m2]	Ukupna težina [kg]	Napomena
IV-2	Q-424	53	260	1	6.81	9.30	
IV-3	Q-424	215	257	1	6.81	37.70	
IV-4	Q-424	98	257	1	6.81	17.10	
IV-5	Q-424	215	257	1	6.81	37.70	
IV-6	Q-424	90	257	1	6.81	15.78	
IV-7	Q-424	215	268	3	6.81	117.50	
IV-8	Q-424	53	268	1	6.81	9.56	
IV-9	Q-424	200	300	1	6.81	40.86	
IV-10	Q-424	215	375	3	6.81	164.72	
IV-11	Q-424	75	375	1	6.81	19.15	
IV-12	Q-424	162	280	1	6.81	30.89	
IV-13	Q-424	191	600	2	6.81	156.09	
IV-14	Q-424	191	333	2	6.81	86.73	
IV-15	Q-424	108	280	2	6.81	41.19	
Ukupno						4686.05	
prizemlje (1 kom)							
I-1	Q-335	200	362	2	5.45	78.92	
I-2	Q-335	170	362	4	5.45	134.16	
I-3	Q-335	155	362	2	5.45	61.16	
I-4	Q-335	215	362	2	5.45	84.80	
I-5	Q-335	117	362	2	5.45	46.09	
I-6	Q-335	215	362	36	5.45	1527.02	
I-7	Q-335	110	362	2	5.45	43.40	
I-8	Q-335	180	362	2	5.45	71.02	
I-9	Q-335	128	362	2	5.45	50.56	
I-10	Q-335	130	362	2	5.45	51.14	
I-11	Q-335	83	362	2	5.45	32.81	
II	Q-524	215	600	4	8.40	433.44	
II-1	Q-524	215	362	10	8.40	653.77	
II-2	Q-524	134	362	2	8.40	81.19	
II-3	Q-524	215	108	1	8.40	19.49	
II-4	Q-524	215	114	1	8.40	20.57	
II-5	Q-524	215	600	4	8.40	433.44	
II-6	Q-524	215	120	1	8.40	21.64	
II-7	Q-524	215	126	1	8.40	22.71	
II-8	Q-524	211	600	1	8.40	106.22	
II-9	Q-524	211	132	1	8.40	23.30	
II-10	Q-524	215	121	1	8.40	21.93	
II-11	Q-524	215	135	1	8.40	24.41	
II-12	Q-524	215	140	1	8.40	25.28	

Mreže - specifikacija							
Pozicija	Oznaka mreže	B [cm]	L [cm]	n	Jedinična težina [kg/m2]	Ukupna težina [kg]	Napomena
II-13	Q-524	215	134	1	8.40	24.25	
II-14	Q-524	210	600	1	8.40	105.84	
II-15	Q-524	210	119	1	8.40	21.07	
III	Q-257	215	600	5	4.02	259.29	
III-1	Q-257	215	123	1	4.02	10.62	
III-2	Q-257	215	53	1	4.02	4.54	
III-3	Q-257	215	500	1	4.02	43.25	
III-4	Q-257	215	347	1	4.02	29.96	
III-5	Q-257	215	600	6	4.02	311.15	
III-6	Q-257	215	356	1	4.02	30.79	
III-7	Q-257	215	355	1	4.02	30.69	
III-8	Q-257	210	600	1	4.02	50.65	
III-9	Q-257	210	306	1	4.02	25.87	
III-10	Q-257	211	600	1	4.02	50.86	
III-11	Q-257	210	132	1	4.02	11.11	
IV-1	Q-424	200	300	1	6.81	40.86	
IV-2	Q-424	215	375	3	6.81	164.72	
IV-3	Q-424	75	375	1	6.81	19.15	
IV-4	Q-424	162	280	1	6.81	30.89	
IV-5	Q-424	108	280	2	6.81	41.19	
Ukupno						5375.22	
1.kat (1 kom)							
I-1	Q-335	200	362	2	5.45	78.92	
I-2	Q-335	170	362	4	5.45	134.16	
I-3	Q-335	155	362	2	5.45	61.16	
I-4	Q-335	215	362	2	5.45	84.80	
I-5	Q-335	117	362	2	5.45	46.09	
I-6	Q-335	215	362	22	5.45	933.18	
I-7	Q-335	110	362	2	5.45	43.40	
I-8	Q-335	180	362	2	5.45	71.02	
I-9	Q-335	128	362	2	5.45	50.56	
I-10	Q-335	97	362	2	5.45	38.45	
I-11	Q-335	87	362	2	5.45	34.48	
I-12	Q-335	215	362	24	5.45	1017.72	
I-13	Q-335	213	362	2	5.45	84.05	
II	Q-524	215	600	4	8.40	433.44	
II-1	Q-524	215	108	1	8.40	19.49	
II-2	Q-524	215	114	1	8.40	20.57	
II-3	Q-524	215	600	4	8.40	433.44	
II-4	Q-524	215	120	1	8.40	21.64	

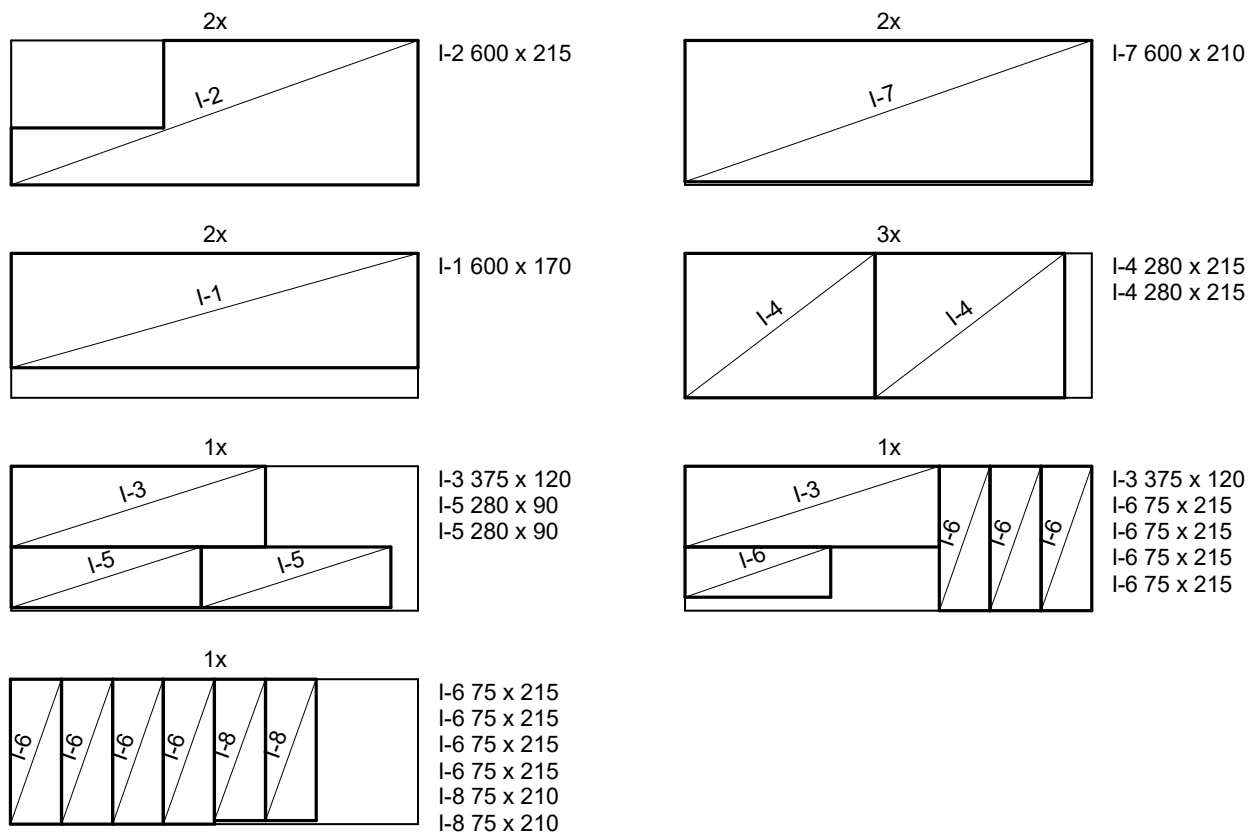
Mreže - specifikacija							
Pozicija	Oznaka mreže	B [cm]	L [cm]	n	Jedinična težina [kg/m2]	Ukupna težina [kg]	Napomena
II-5	Q-524	215	126	1	8.40	22.71	
II-6	Q-524	210	600	1	8.40	105.84	
II-7	Q-524	210	132	1	8.40	23.20	
II-8	Q-524	215	120	1	8.40	21.65	
II-9	Q-524	215	135	1	8.40	24.33	
II-10	Q-524	215	140	1	8.40	25.28	
II-11	Q-524	215	134	1	8.40	24.25	
II-12	Q-524	208	600	1	8.40	104.74	
II-13	Q-524	208	119	1	8.40	20.85	
III	Q-257	215	600	2	4.02	103.72	
III-1	Q-257	215	600	9	4.02	466.72	
III-2	Q-257	215	319	1	4.02	27.53	
III-3	Q-257	213	120	1	4.02	10.27	
III-4	Q-257	215	355	1	4.02	30.71	
III-5	Q-257	215	356	1	4.02	30.74	
III-6	Q-257	215	345	1	4.02	29.81	
III-7	Q-257	210	600	2	4.02	101.30	
III-8	Q-257	210	108	1	4.02	9.10	
III-9	Q-257	210	520	1	4.02	43.94	
IV-1	Q-424	215	375	3	6.81	164.72	
IV-2	Q-424	75	375	1	6.81	19.15	
IV-3	Q-424	200	300	1	6.81	40.86	
IV-4	Q-424	162	280	1	6.81	30.89	
IV-5	Q-424	108	280	2	6.81	41.19	
Ukupno						5130.06	
2.KAT (1 kom)							
I-1	Q-335	200	111	2	5.45	24.20	
I-2	Q-335	200	196	2	5.45	42.73	
I-3	Q-335	215	196	4	5.45	91.87	
I-4	Q-335	90	196	4	5.45	38.46	
I-5	Q-335	170	362	2	5.45	67.08	
I-6	Q-335	155	362	2	5.45	61.16	
I-7	Q-335	215	362	2	5.45	84.80	
I-8	Q-335	117	362	2	5.45	46.09	
I-9	Q-335	215	362	48	5.45	2036.03	
I-10	Q-335	110	362	2	5.45	43.40	
I-11	Q-335	180	362	2	5.45	71.02	
I-12	Q-335	128	362	2	5.45	50.56	
I-13	Q-335	120	150	2	5.45	19.63	
I-14	Q-335	53	362	2	5.45	20.97	

Mreže - specifikacija							
Pozicija	Oznaka mreže	B [cm]	L [cm]	n	Jedinična težina [kg/m2]	Ukupna težina [kg]	Napomena
I-15	Q-335	168	362	2	5.45	66.40	
I-16	Q-335	101	600	4	5.45	132.11	
I-17	Q-335	196	600	2	5.45	128.18	
I-18	Q-335	101	511	2	5.45	56.22	
I-19	Q-335	80	362	2	5.45	31.44	
I-20	Q-335	98	600	6	5.45	192.28	
I-21	Q-335	98	455	2	5.45	48.57	
I-22	Q-335	200	362	2	5.45	78.92	
II	Q-257	215	600	6	4.02	311.15	
II-1	Q-257	215	53	1	4.02	4.54	
II-2	Q-257	215	100	1	4.02	8.68	
II-3	Q-257	215	579	1	4.02	50.04	
II-4	Q-257	215	558	1	4.02	48.23	
II-5	Q-257	215	600	4	4.02	207.43	
II-6	Q-257	215	415	1	4.02	35.86	
II-7	Q-257	215	364	1	4.02	31.46	
II-8	Q-257	215	355	1	4.02	30.69	
II-9	Q-257	210	346	1	4.02	29.20	
II-10	Q-257	210	600	3	4.02	151.96	
III-1	Q-424	215	375	3	6.81	164.72	
III-2	Q-424	75	375	1	6.81	19.15	
III-3	Q-424	215	180	1	6.81	26.35	
III-4	Q-424	100	135	1	6.81	9.19	
III-5	Q-424	215	280	1	6.81	41.00	
III-6	Q-424	205	280	1	6.81	39.09	
III-7	Q-424	200	300	1	6.81	40.86	
IV	Q-524	215	600	4	8.40	433.44	
IV-1	Q-524	215	179	1	8.40	32.31	
IV-2	Q-524	215	164	1	8.40	29.63	
IV-3	Q-524	215	600	4	8.40	433.44	
IV-4	Q-524	215	149	1	8.40	26.94	
IV-5	Q-524	215	134	1	8.40	24.25	
IV-6	Q-524	210	600	2	8.40	211.68	
IV-7	Q-524	210	119	1	8.40	21.07	
IV-8	Q-524	215	108	1	8.40	19.49	
IV-9	Q-524	215	114	1	8.40	20.57	
IV-10	Q-524	215	120	1	8.40	21.64	
IV-11	Q-524	215	126	1	8.40	22.71	
IV-12	Q-524	210	132	1	8.40	23.20	
Ukupno						6002.06	

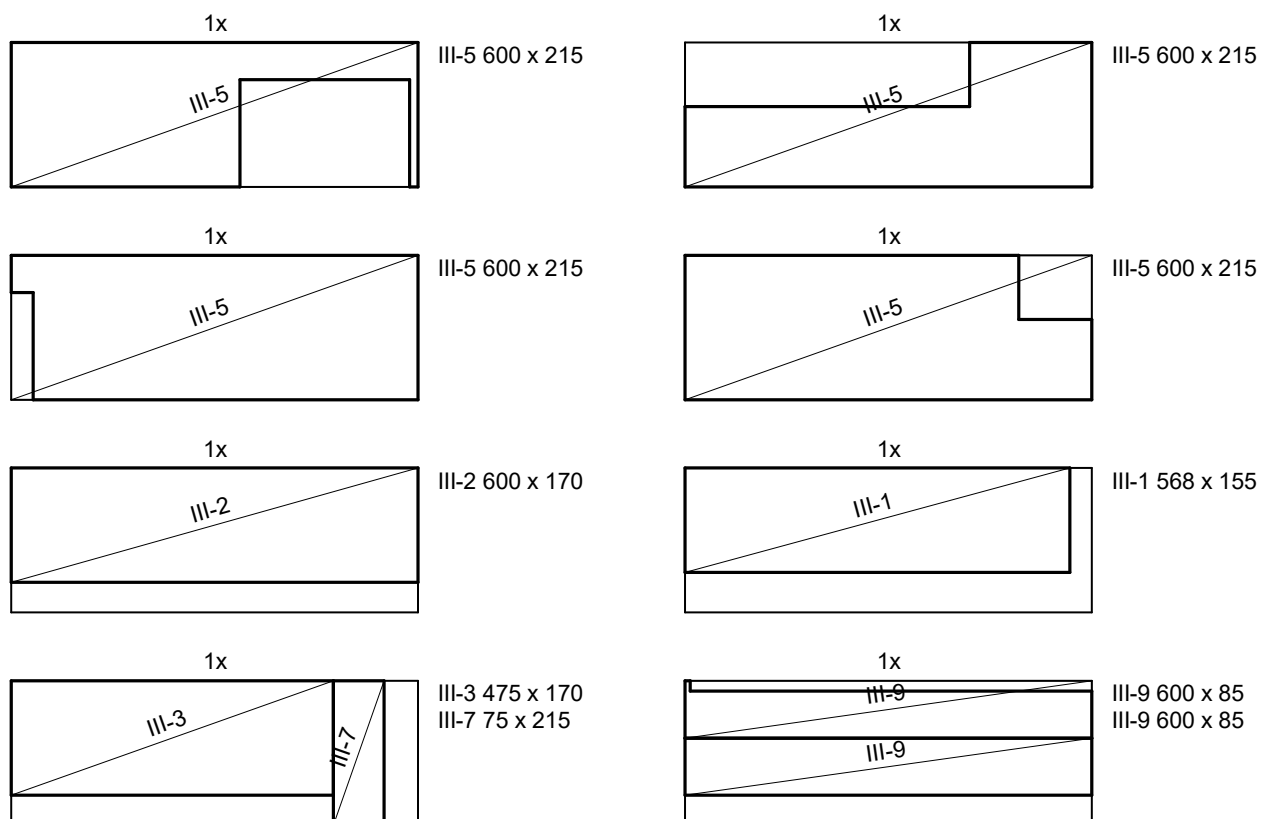
Mreže - specifikacija							
Pozicija	Oznaka mreže	B [cm]	L [cm]	n	Jedinična težina [kg/m2]	Ukupna težina [kg]	Napomena
ploča na koti 12.15 (1 kom)							
I-1	Q-335	215	260	6	5.45	182.79	
I-2	Q-335	50	260	2	5.45	14.17	
Ukupno						196.96	

Mreže - rekapitulacija						
Oznaka mreže	B [cm]	L [cm]	n	Jedinična težina [kg/m ²]	Ukupna težina [kg]	Neto ugrađena težina [kg]
Q-257	215	600	94	4.02	4874.65	4300.35
Q-335	215	600	244	5.45	17154.42	10337.88
Q-424	215	600	29	6.81	2547.62	1827.24
Q-524	215	600	64	8.40	6935.04	5724.90
Ukupno					31511.73	22190.37

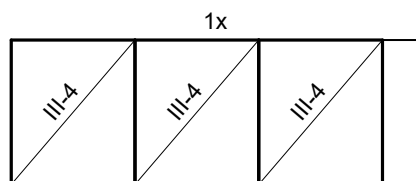
Mreže - plan rezanja
temelji
Q-257 (600 cm x 215 cm)



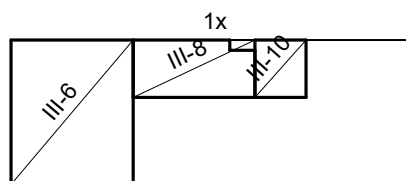
SUTEREN
Q-257 (600 cm x 215 cm)



Mreže - plan rezanja

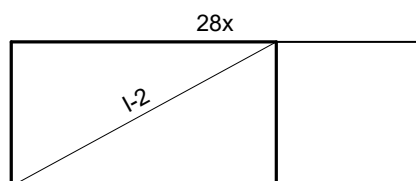


III-4 183 x 215
III-4 183 x 215
III-4 183 x 215

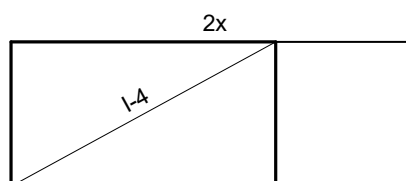


III-6 180 x 215
III-8 180 x 85
III-10 75 x 85

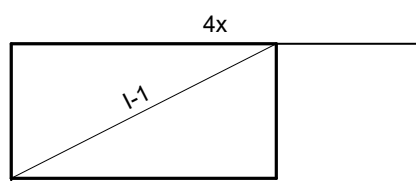
Q-335 (600 cm x 215 cm)



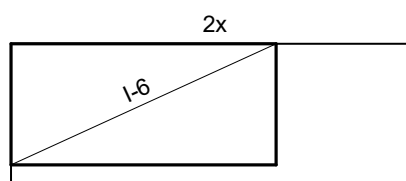
I-2 391 x 215



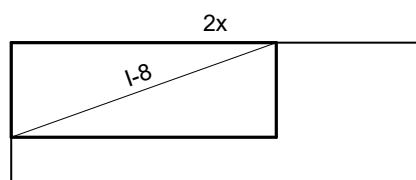
I-4 390 x 215



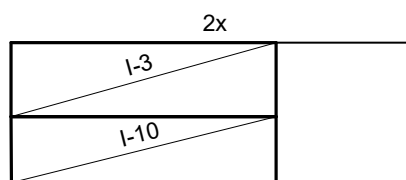
I-1 391 x 200



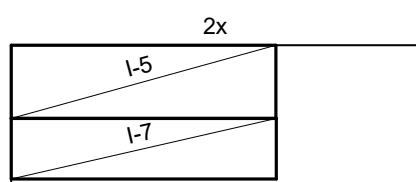
I-6 391 x 180



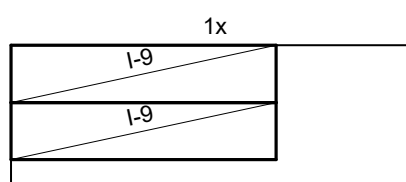
I-8 391 x 140



I-3 391 x 110
I-10 391 x 99

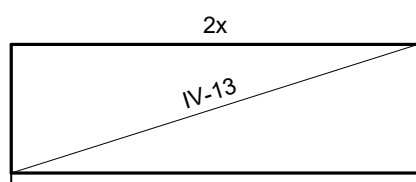


I-5 390 x 109
I-7 391 x 90

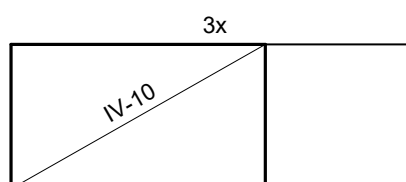


I-9 391 x 85
I-9 391 x 85

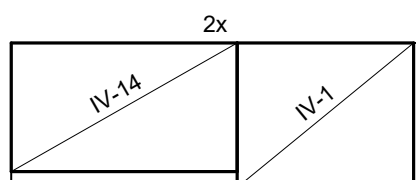
Q-424 (600 cm x 215 cm)



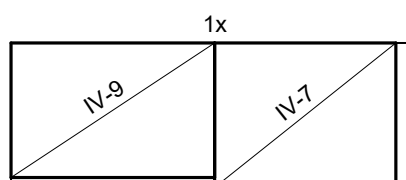
IV-13 600 x 191



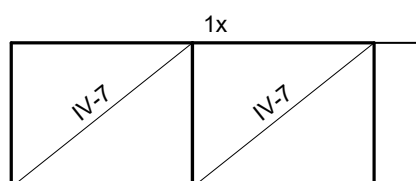
IV-10 375 x 215



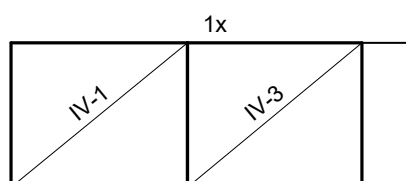
IV-14 333 x 191
IV-1 260 x 215



IV-9 300 x 200
IV-7 268 x 215

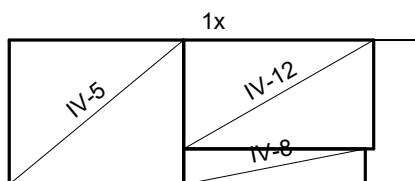


IV-7 268 x 215
IV-7 268 x 215

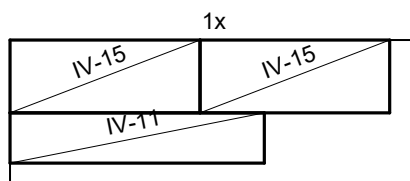


IV-1 260 x 215
IV-3 257 x 215

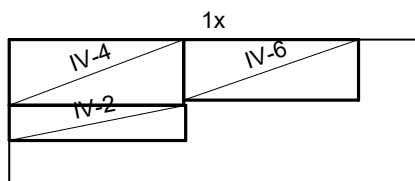
Mreže - plan rezanja



IV-5 257 x 215
IV-12 280 x 162
IV-8 268 x 53

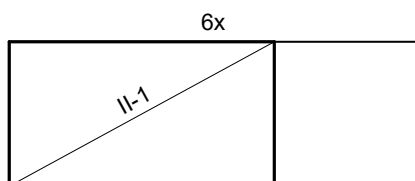


IV-15 280 x 108
IV-15 280 x 108
IV-11 375 x 75

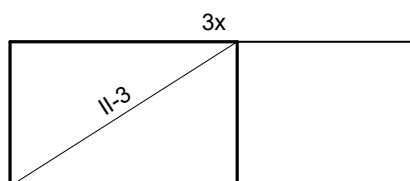


IV-4 257 x 98
IV-6 257 x 90
IV-2 260 x 53

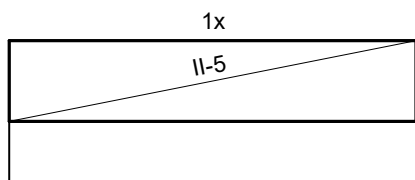
Q-524 (600 cm x 215 cm)



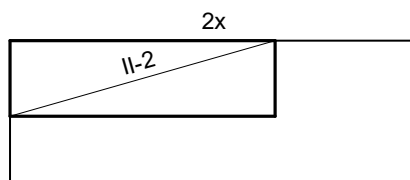
II-1 391 x 215



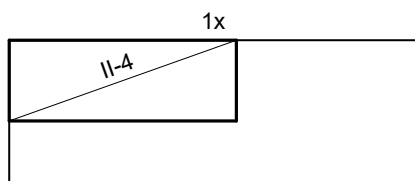
II-3 335 x 215



II-5 600 x 120



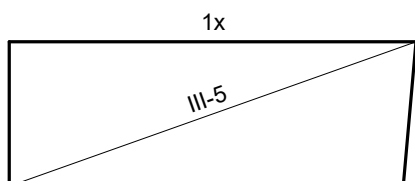
II-2 391 x 112



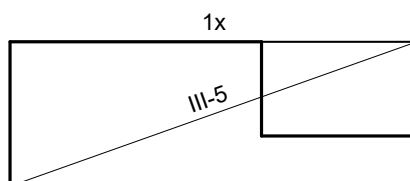
II-4 335 x 120

prizemlje

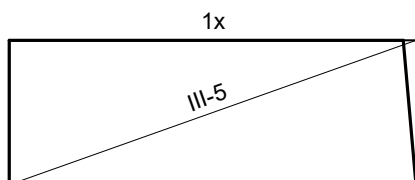
Q-257 (600 cm x 215 cm)



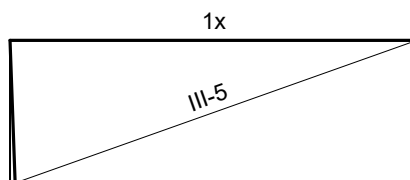
III-5 600 x 215



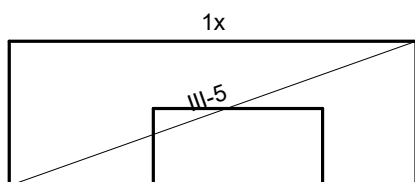
III-5 600 x 215



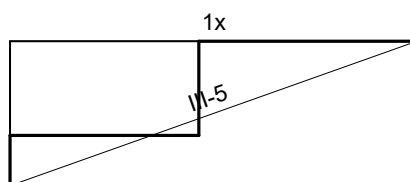
III-5 600 x 215



III-5 600 x 215

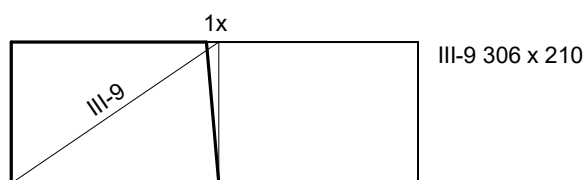
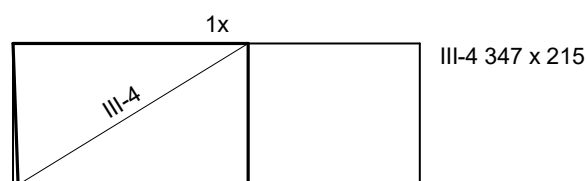
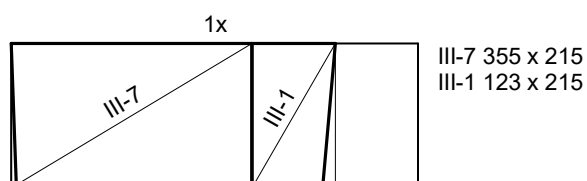
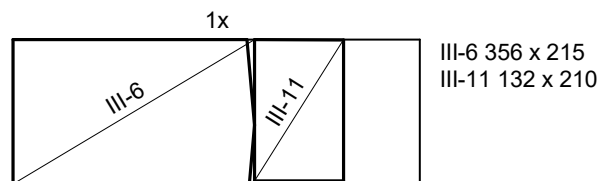
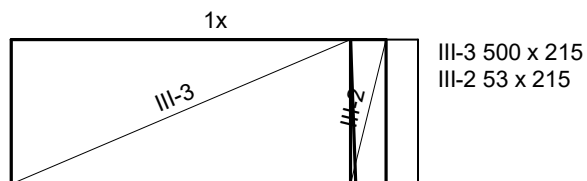
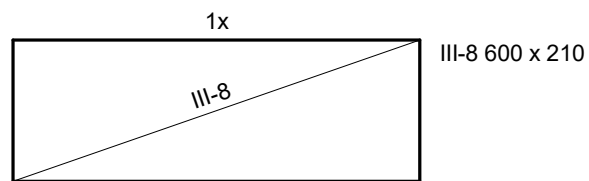
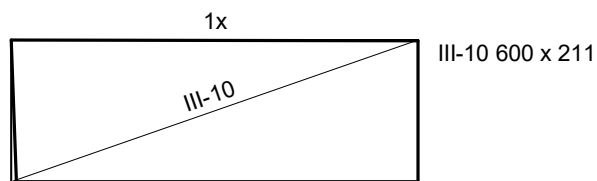


III-5 600 x 215

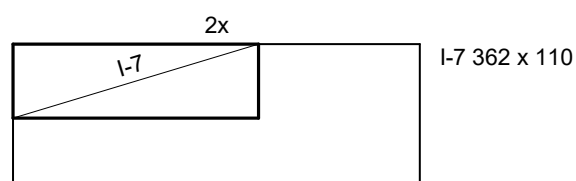
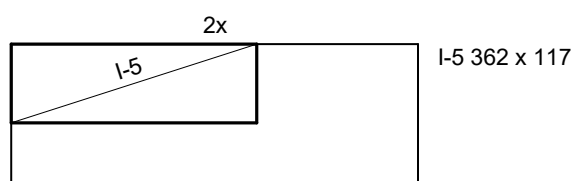
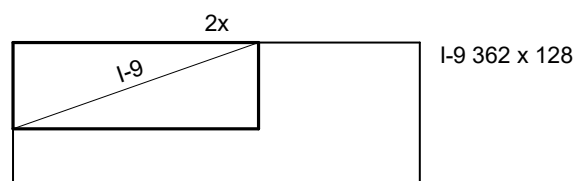
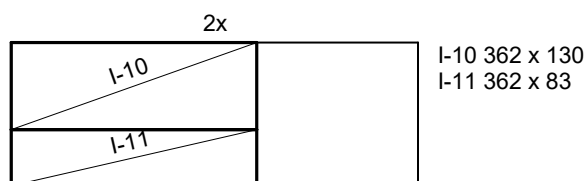
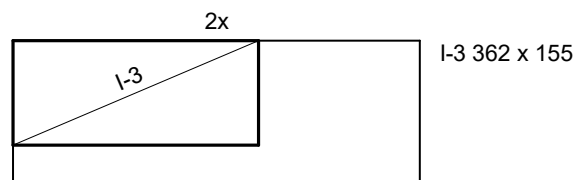
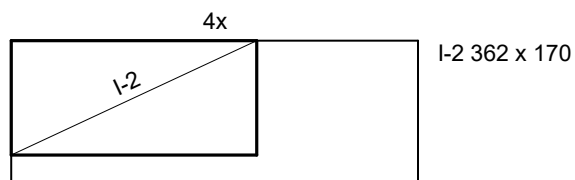
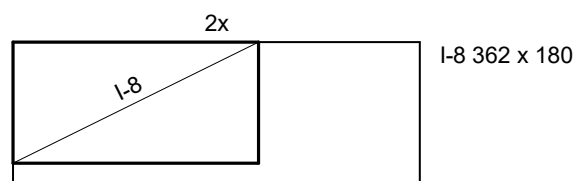
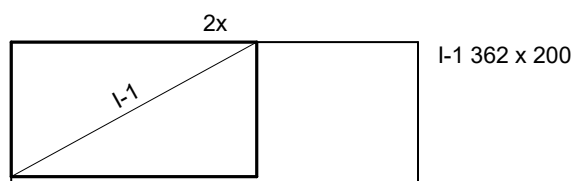
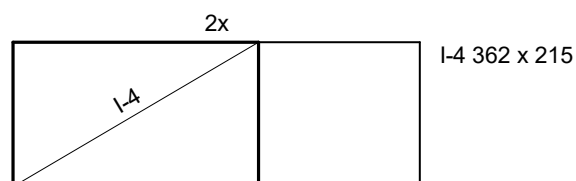
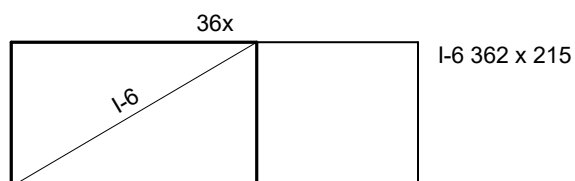


III-5 600 x 215

Mreže - plan rezanja

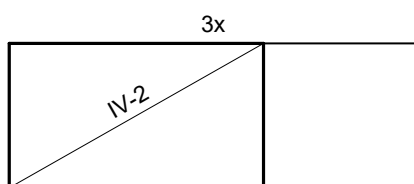


Q-335 (600 cm x 215 cm)

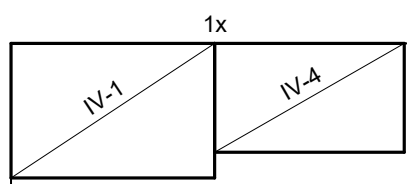


Mreže - plan rezanja

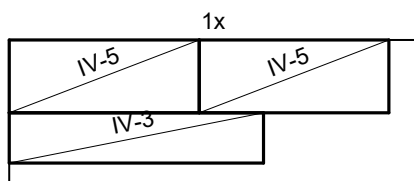
Q-424 (600 cm x 215 cm)



IV-2 375 x 215

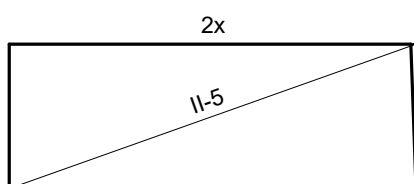


IV-1 300 x 200
IV-4 280 x 162

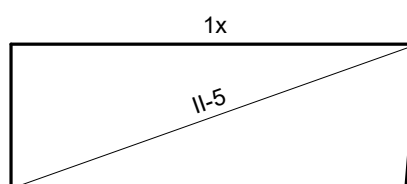


IV-5 280 x 108
IV-5 280 x 108
IV-3 375 x 75

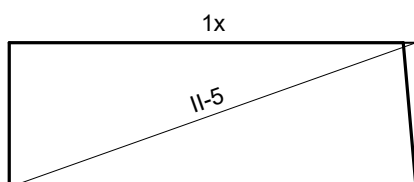
Q-524 (600 cm x 215 cm)



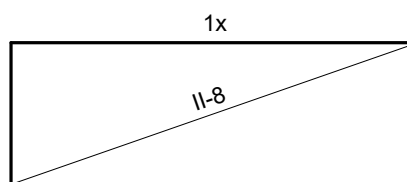
II-5 600 x 215



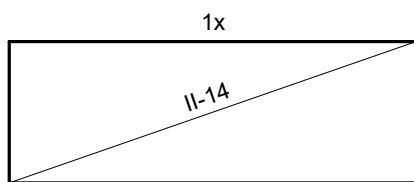
II-5 600 x 215



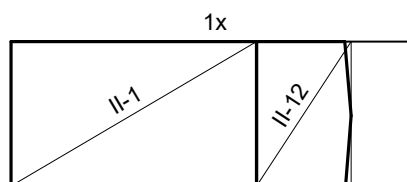
II-5 600 x 215



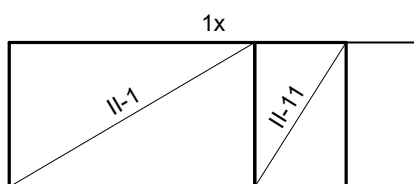
II-8 600 x 211



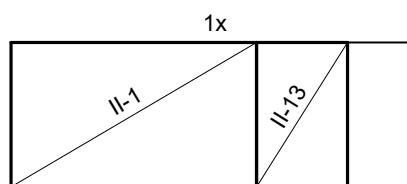
II-14 600 x 210



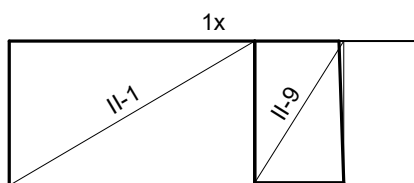
II-1 362 x 215
II-12 140 x 215



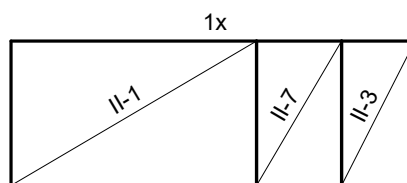
II-1 362 x 215
II-11 135 x 215



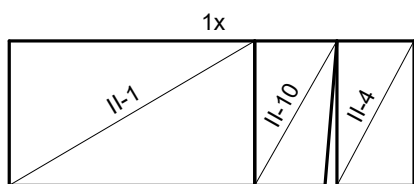
II-1 362 x 215
II-13 134 x 215



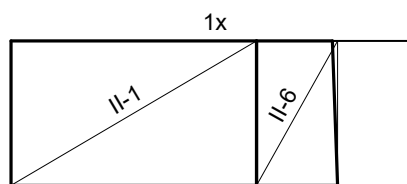
II-1 362 x 215
II-9 132 x 211



II-1 362 x 215
II-7 126 x 215
II-3 108 x 215

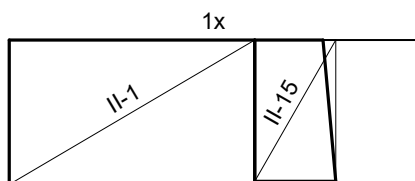


II-1 362 x 215
II-10 121 x 215
II-4 114 x 215

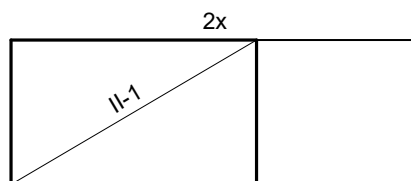


II-1 362 x 215
II-6 120 x 215

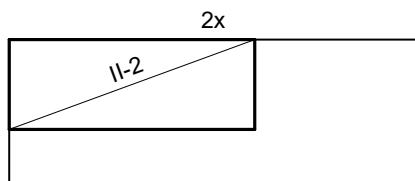
Mreže - plan rezanja



II-1 362 x 215
II-15 119 x 210



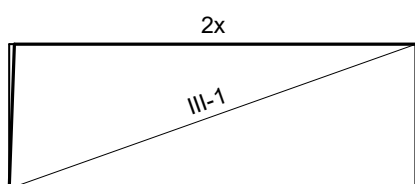
II-1 362 x 215



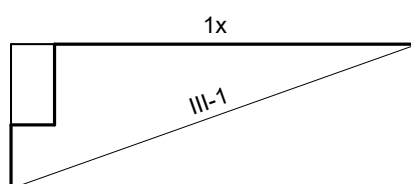
II-2 362 x 134

1.kat

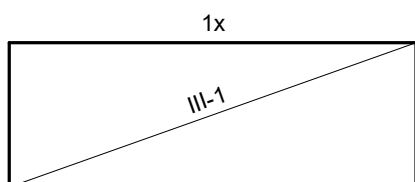
Q-257 (600 cm x 215 cm)



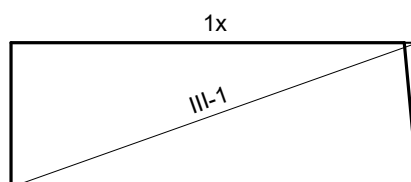
III-1 600 x 215



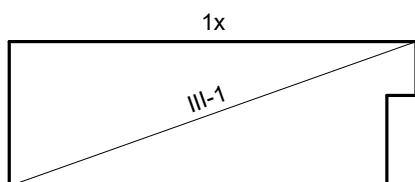
III-1 600 x 215



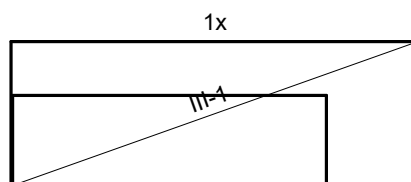
III-1 600 x 215



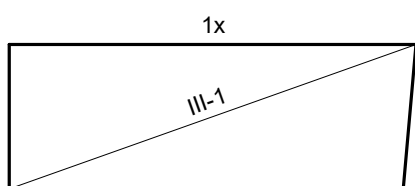
III-1 600 x 215



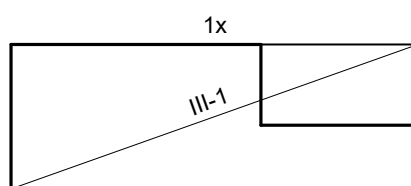
III-1 600 x 215



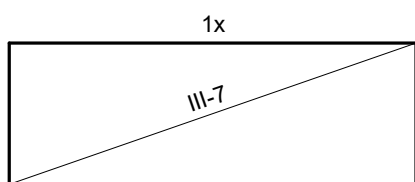
III-1 600 x 215



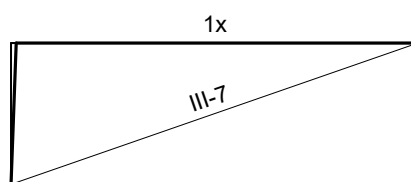
III-1 600 x 215



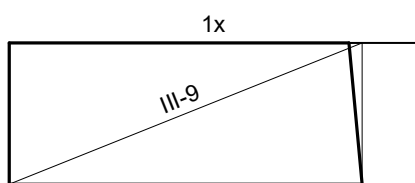
III-1 600 x 215



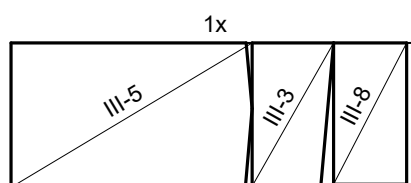
III-7 600 x 210



III-7 600 x 210

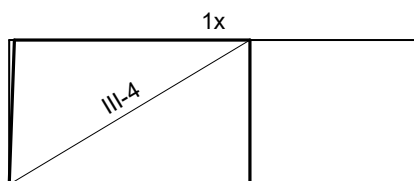


III-9 520 x 210

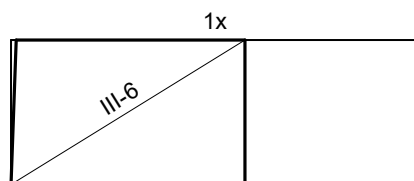


III-5 356 x 215
III-3 120 x 213
III-8 108 x 210

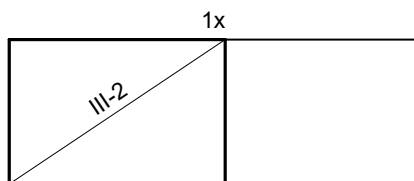
Mreže - plan rezanja



III-4 355 x 215

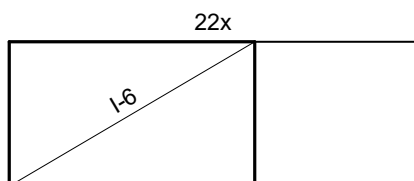


III-6 345 x 215

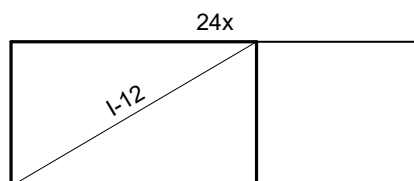


III-2 319 x 215

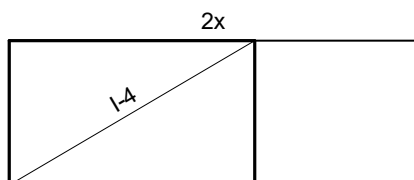
Q-335 (600 cm x 215 cm)



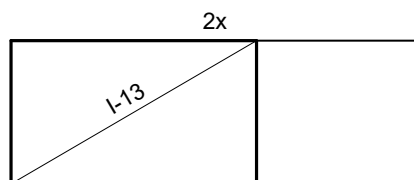
I-6 362 x 215



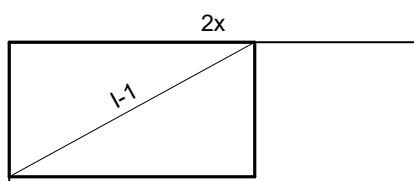
I-12 362 x 215



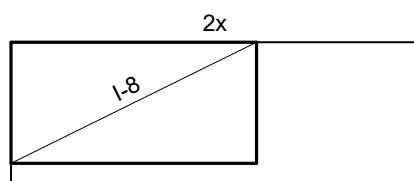
I-4 362 x 215



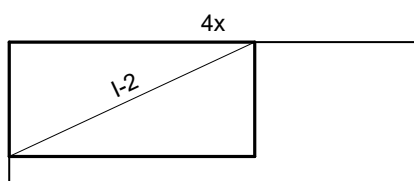
I-13 362 x 213



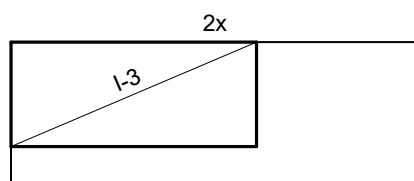
I-1 362 x 200



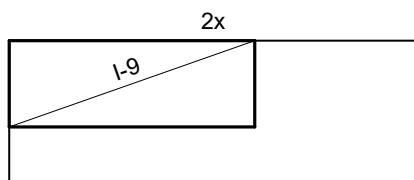
I-8 362 x 180



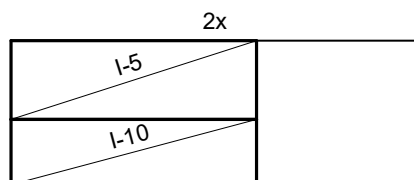
I-2 362 x 170



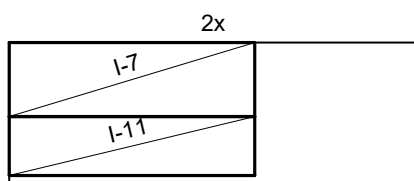
I-3 362 x 155



I-9 362 x 128



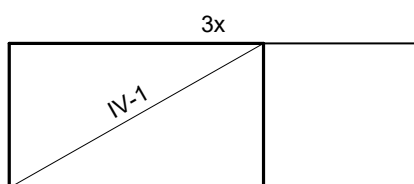
I-5 362 x 117
I-10 362 x 97



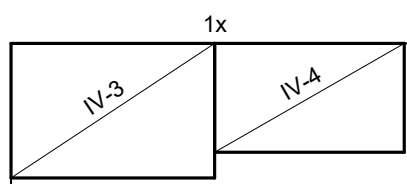
I-7 362 x 110
I-11 362 x 87

Mreže - plan rezanja

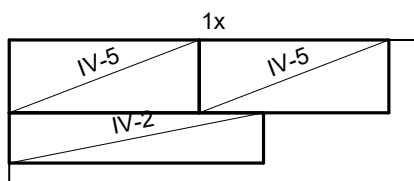
Q-424 (600 cm x 215 cm)



IV-1 375 x 215

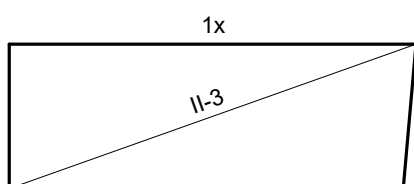


IV-3 300 x 200
IV-4 280 x 162

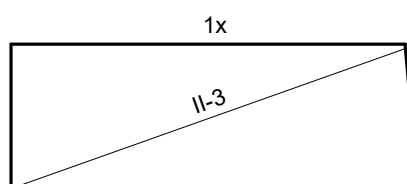


IV-5 280 x 108
IV-5 280 x 108
IV-2 375 x 75

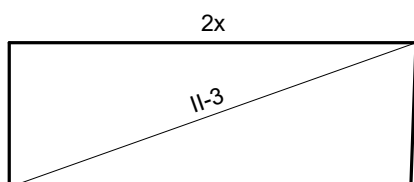
Q-524 (600 cm x 215 cm)



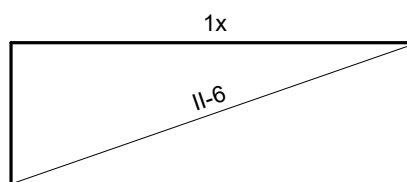
II-3 600 x 215



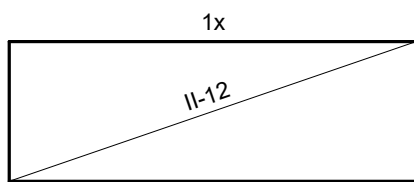
II-3 600 x 215



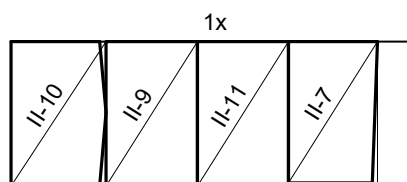
II-3 600 x 215



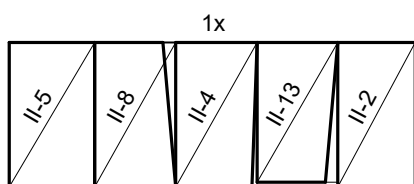
II-6 600 x 210



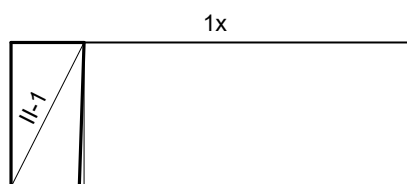
II-12 600 x 208



II-10 140 x 215
II-9 135 x 215
II-11 134 x 215
II-7 132 x 210



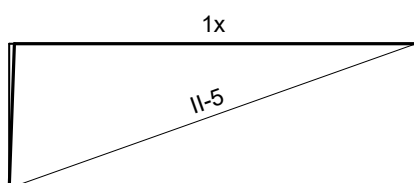
II-5 126 x 215
II-8 120 x 215
II-4 120 x 215
II-13 119 x 208
II-2 114 x 215



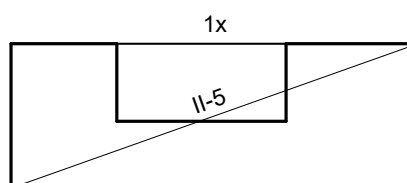
II-1 108 x 215

2.KAT

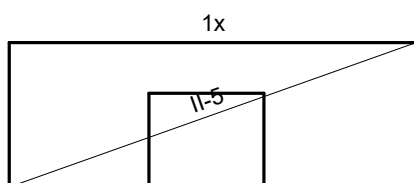
Q-257 (600 cm x 215 cm)



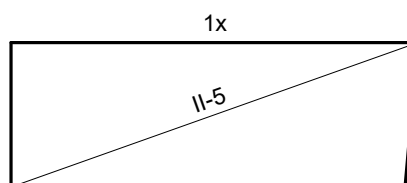
II-5 600 x 215



II-5 600 x 215

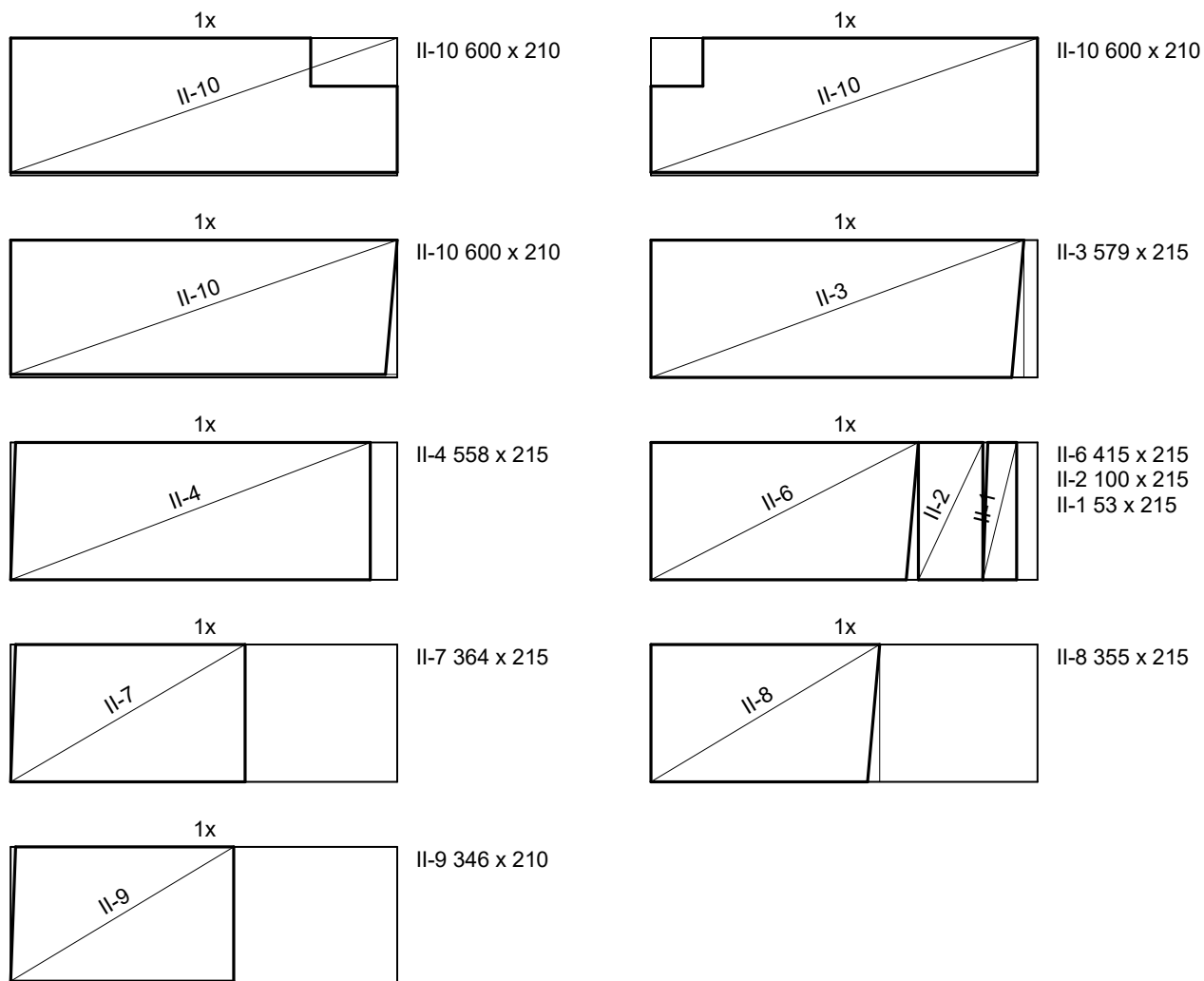


II-5 600 x 215

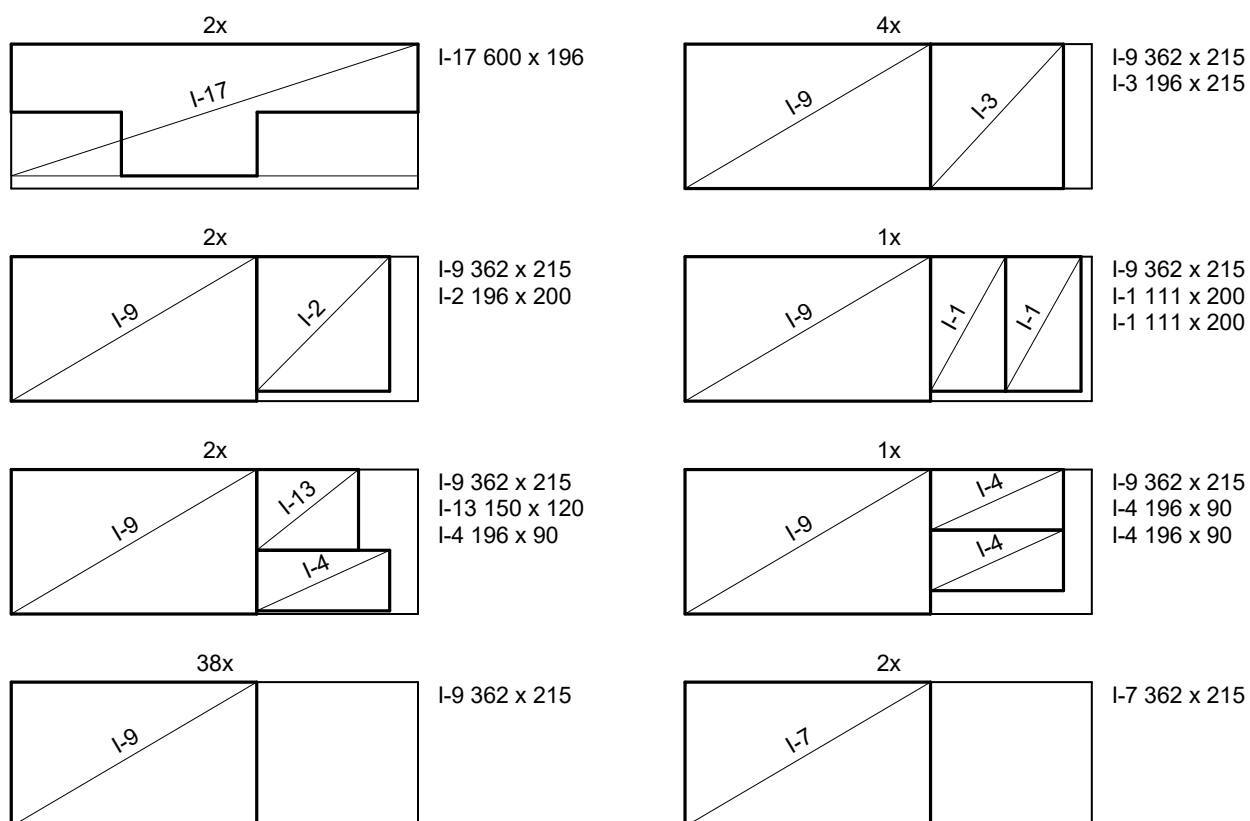


II-5 600 x 215

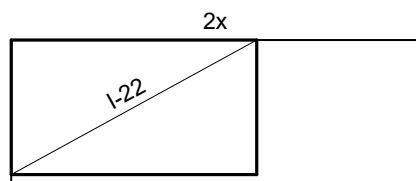
Mreže - plan rezanja



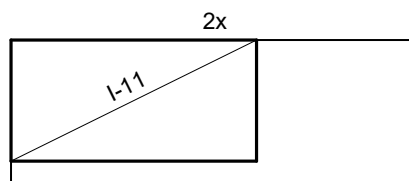
Q-335 (600 cm x 215 cm)



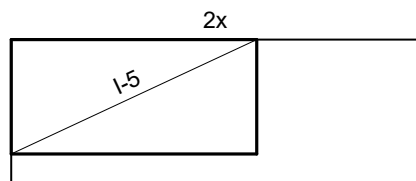
Mreže - plan rezanja



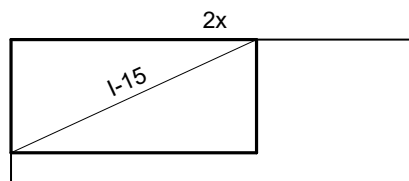
I-22 362 x 200



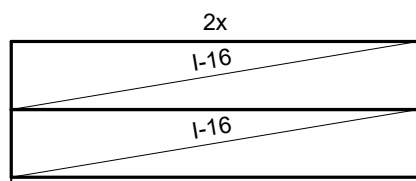
I-11 362 x 180



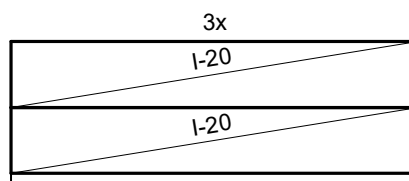
I-5 362 x 170



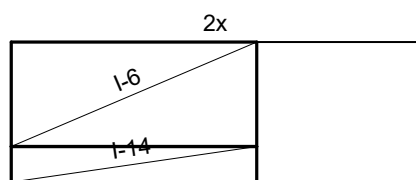
I-15 362 x 168



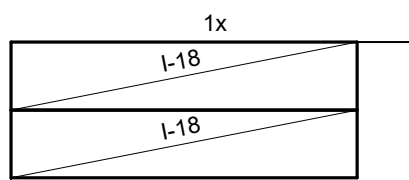
I-16 600 x 101
I-16 600 x 101



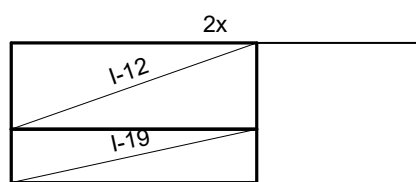
I-20 600 x 98
I-20 600 x 98



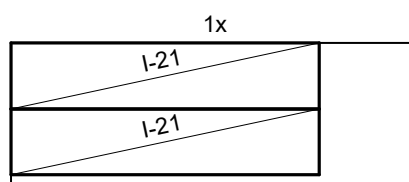
I-6 362 x 155
I-14 362 x 53



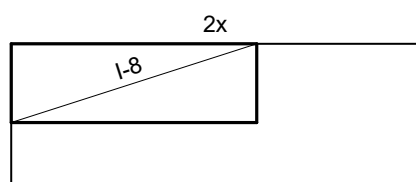
I-18 511 x 101
I-18 511 x 101



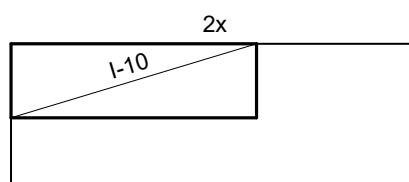
I-12 362 x 128
I-19 362 x 80



I-21 455 x 98
I-21 455 x 98

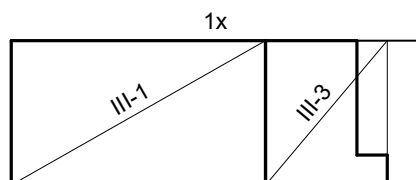


I-8 362 x 117

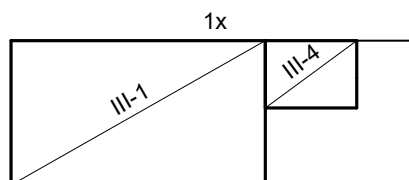


I-10 362 x 110

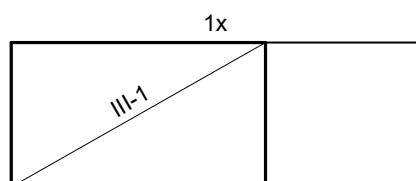
Q-424 (600 cm x 215 cm)



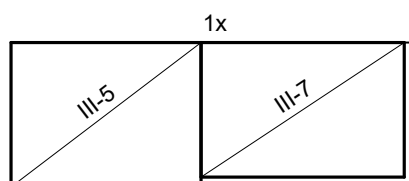
III-1 375 x 215
III-3 180 x 215



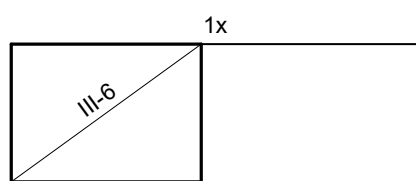
III-1 375 x 215
III-4 135 x 100



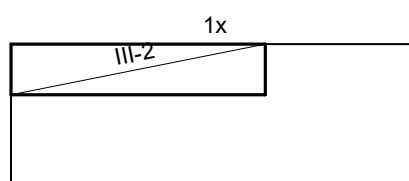
III-1 375 x 215



III-5 280 x 215
III-7 300 x 200



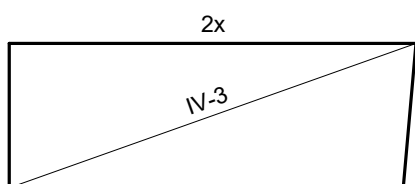
III-6 280 x 205



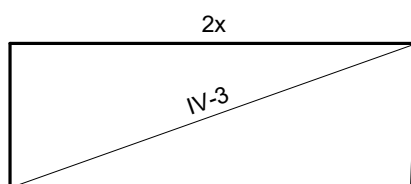
III-2 375 x 75

Mreže - plan rezanja

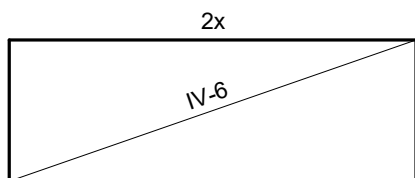
Q-524 (600 cm x 215 cm)



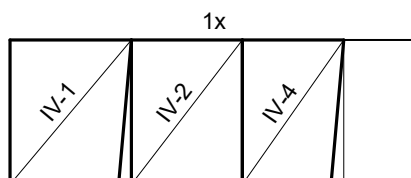
IV-3 600 x 215



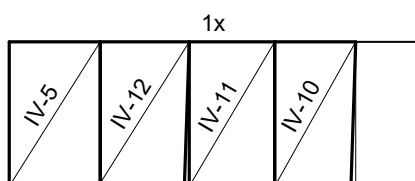
IV-3 600 x 215



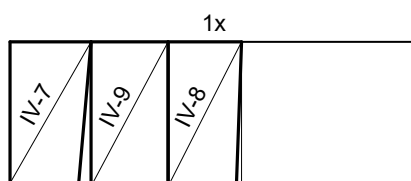
IV-6 600 x 210



IV-1 179 x 215
IV-2 164 x 215
IV-4 149 x 215



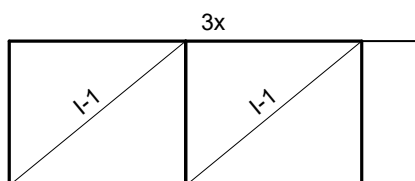
IV-5 134 x 215
IV-12 132 x 210
IV-11 126 x 215
IV-10 120 x 215



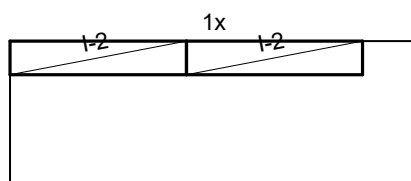
IV-7 119 x 210
IV-9 114 x 215
IV-8 108 x 215

ploča na koti 12.15

Q-335 (600 cm x 215 cm)

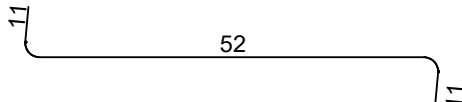
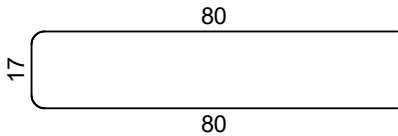

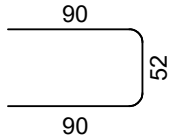
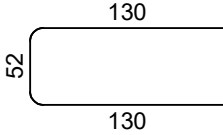


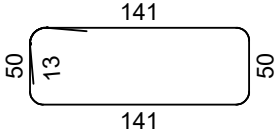
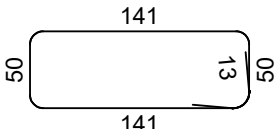

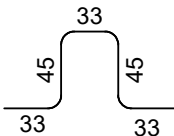
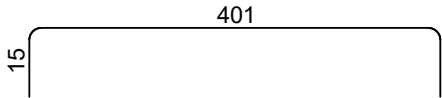
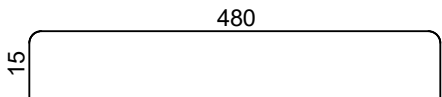
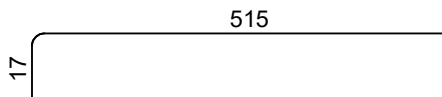
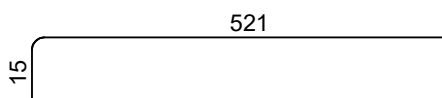
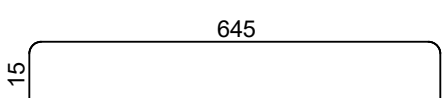


I-1 260 x 215
I-1 260 x 215

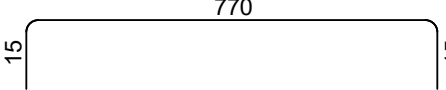


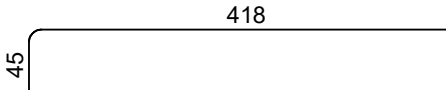
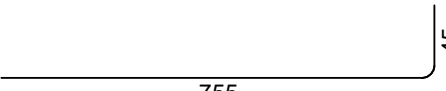
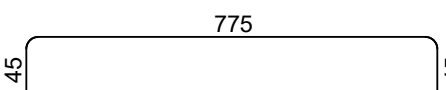


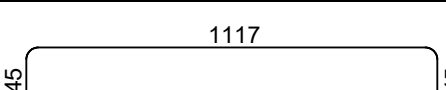
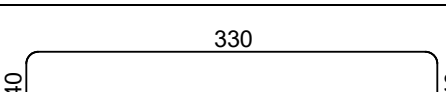
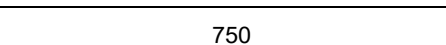
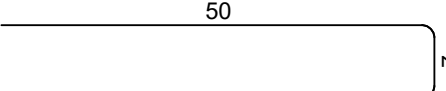

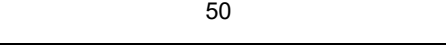



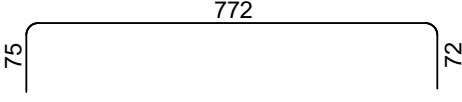
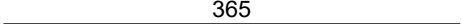




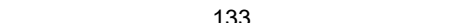
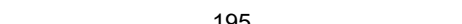







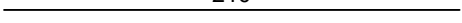
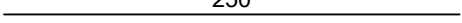
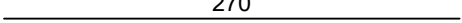



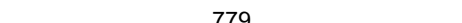

I-2 260 x 50
I-2 260 x 50

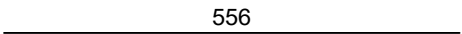
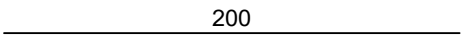
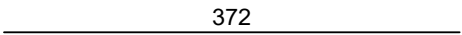
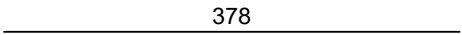
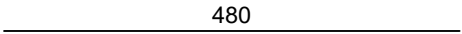
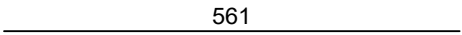
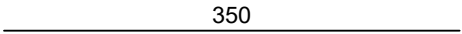
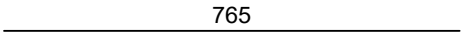
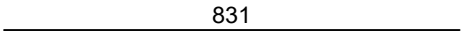
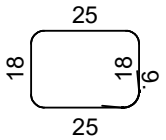
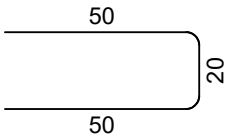
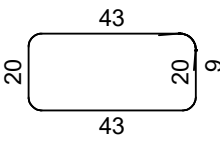
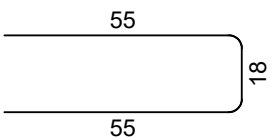
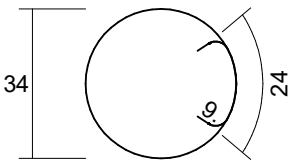
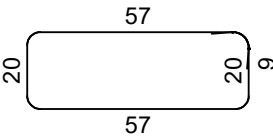
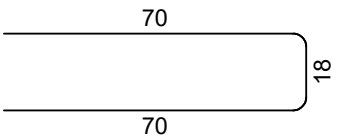
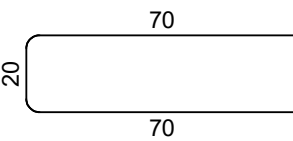
2.2.ISKAZ ARMATURE-NADOGRADNJA

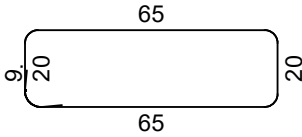
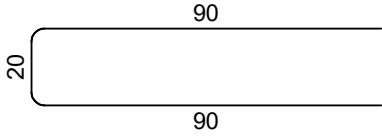
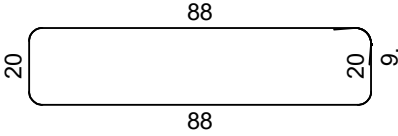
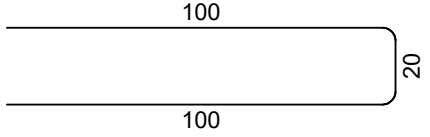
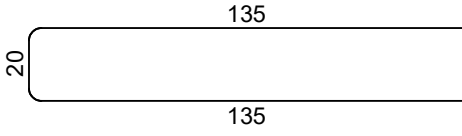
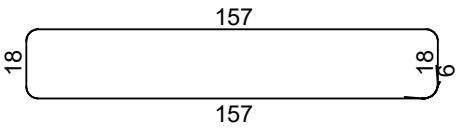
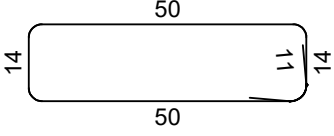
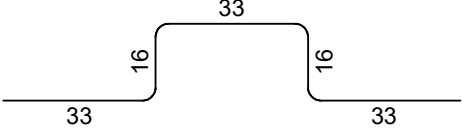
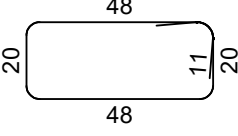
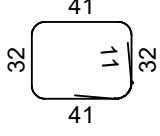

Šipke - specifikacija						
ozn	oblik i mjere [cm]	Ø	lg [m]	n [kom]	lgn [m]	Napomena
TEMELJI (1 kom)						
1	160	10	1.60	230	368.00	
2	187	10	1.87	56	104.72	
3	360	10	3.60	10	36.00	
4	440	10	4.40	10	44.00	
5	445	10	4.45	10	44.50	
6	540	10	5.40	10	54.00	
7	600	10	6.00	10	60.00	
8	610	10	6.10	10	61.00	
9	700	10	7.00	10	70.00	
10	735	10	7.35	10	73.50	
11	259	12	2.59	10	25.90	
12	185	14	1.85	94	173.90	
13	300	16	3.00	34	102.00	
14		10	0.74	44	32.56	
15		10	1.77	60	106.20	
16		10	2.95	280	826.00	
17		12	2.32	5	11.60	
18		12	3.12	5	15.60	

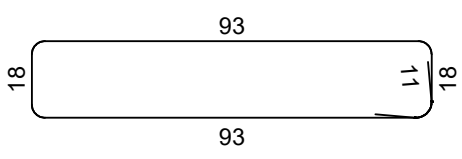
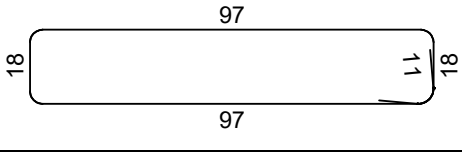



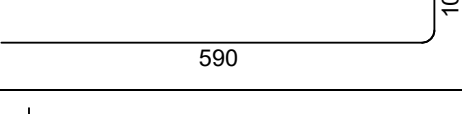
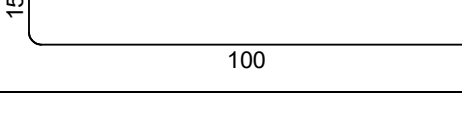


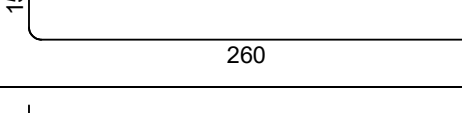

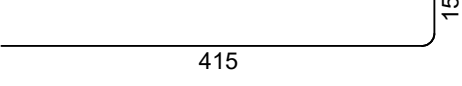
Šipke - specifikacija						
ozn	oblik i mjere [cm]	Ø	lg [m]	n [kom]	lg _n [m]	Napomena
19		12	4.08	74	301.92	
20		12	4.08	23	93.84	
21		12	8.88	10	88.80	
22		14	1.89	440	831.60	-3D ŠIPKA- PRILAGODITI IZVODITELJU
23		14	4.31	3	12.93	
24		14	5.10	3	15.30	
25		14	5.32	3	15.96	
26		14	5.36	3	16.08	
27		14	6.75	3	20.25	
28		14	7.00	3	21.00	
29		14	7.00	3	21.00	





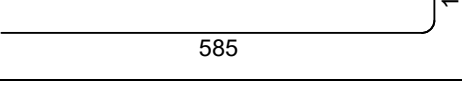



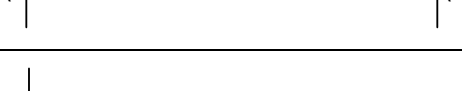
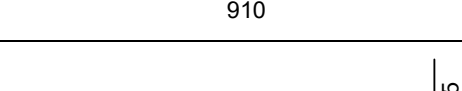
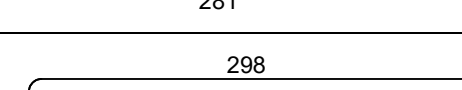
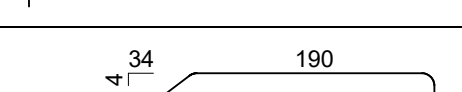
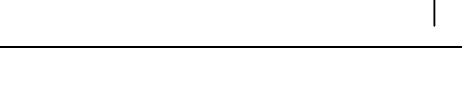
Šipke - specifikacija						
ozn	oblik i mjere [cm]	Ø	lg [m]	n [kom]	lgn [m]	Napomena
30		14	8.00	3	24.00	
31		16	2.00	8	16.00	
32		16	4.15	4	16.60	
33		16	4.63	58	268.54	
34		16	8.00	65	520.00	
35		16	8.65	38	328.70	
36		16	9.47	50	473.50	
37		16	11.79	64	754.56	
38		16	12.07	104	1255.28	
39		20	4.10	4	16.40	
40		20	7.50	4	30.00	
41		8	1.07	386	413.02	
42		8	1.08	176	190.08	
43		12	5.66	2	11.32	

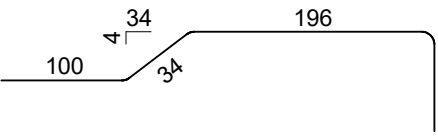
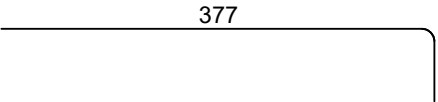

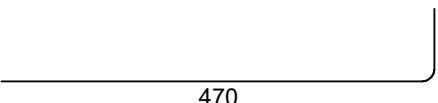
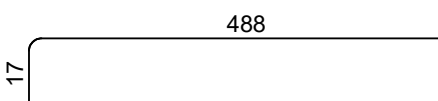
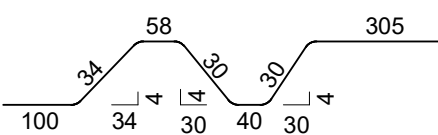
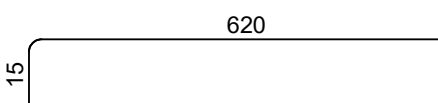
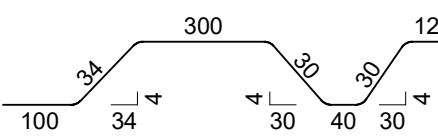



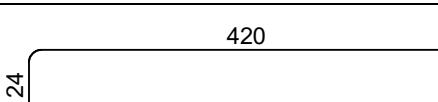

Šipke - specifikacija						
ozn	oblik i mjere [cm]	Ø	lg [m]	n [kom]	lg _n [m]	Napomena
44		12	7.00	2	14.00	
45		12	9.19	2	18.38	
46		12	3.65	2	7.30	
47		12	4.84	2	9.68	
48		12	9.25	2	18.50	
49		12	4.04	2	8.08	
50		12	8.48	2	16.96	
PRIZEMLJE (1 kom)						
60		8	1.33	198	263.34	
61		8	1.95	18	35.10	
62		8	3.14	8	25.12	
63		8	4.15	8	33.20	
64		8	5.25	8	42.00	
65		8	6.00	8	48.00	
66		10	1.50	134	201.00	
67		10	1.70	36	61.20	
68		10	2.10	76	159.60	
69		10	2.50	130	325.00	
70		10	2.70	71	191.70	
71		10	3.00	50	150.00	
72		10	3.10	8	24.80	
73		10	5.97	8	47.76	
74		10	7.79	12	93.48	
75		12	1.75	8	14.00	
76		12	2.00	8	16.00	

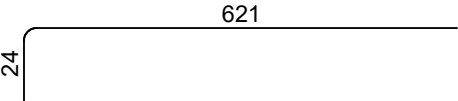
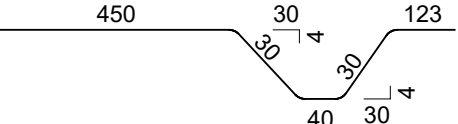




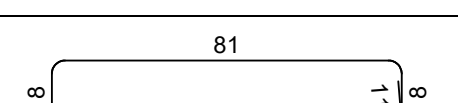



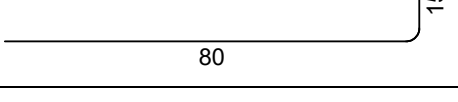

Šipke - specifikacija						
ozn	oblik i mjere [cm]	Ø	lg [m]	n [kom]	lgn [m]	Napomena
77		12	5.56	2	11.12	
78		14	2.00	9	18.00	
79		14	3.72	2	7.44	
80		14	3.78	2	7.56	
81		14	4.80	70	336.00	
82		14	5.61	2	11.22	
83		16	3.50	2	7.00	
84		16	7.65	2	15.30	
85		16	8.31	2	16.62	
86		8	1.04	24	24.96	
87		8	1.20	75	90.00	
88		8	1.44	13	18.72	
89		8	1.28	16	20.48	
90		8	1.49	52	77.48	
91		8	1.72	15	25.80	
92		8	1.58	191	301.78	
93		8	1.60	200	320.00	




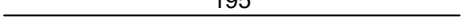
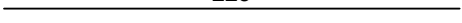



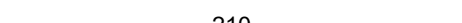


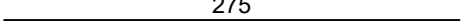
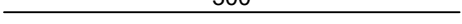







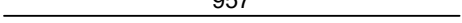
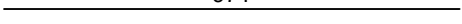






Šipke - specifikacija						
ozn	oblik i mjere [cm]	Ø	lg [m]	n [kom]	lgn [m]	Napomena
94		8	1.88	19	35.72	
95		8	2.00	26	52.00	
96		8	2.34	19	44.46	
97		8	2.20	4	8.80	
98		8	2.90	24	69.60	
99		8	3.68	7	25.76	
100		10	1.50	69	103.50	
101		10	1.31	400	524.00	-3D ŠIPKA- PRILAGODITI IZVODITELJU
102		10	1.58	19	30.02	
103		10	1.68	151	253.68	
104		10	1.80	51	91.80	

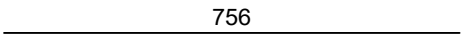
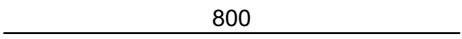
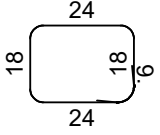

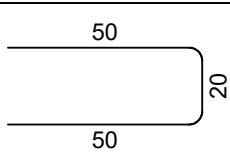
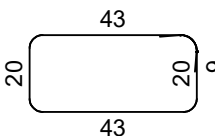
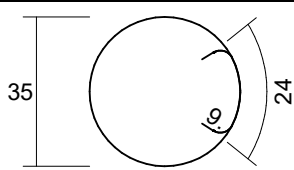
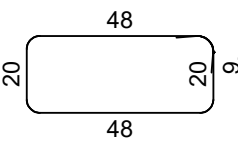
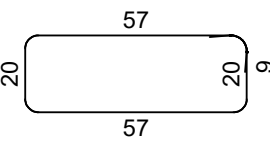
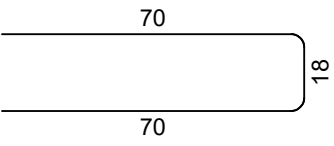
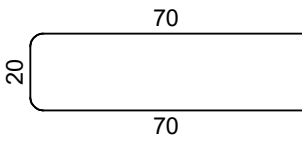
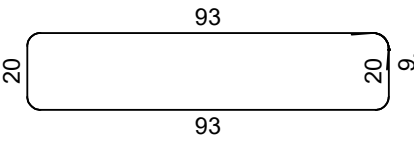
Šipke - specifikacija						
ozn	oblik i mjere [cm]	Ø	lg [m]	n [kom]	lg _n [m]	Napomena
105		10	2.44	68	165.92	
106		10	2.52	113	284.76	
107		10	3.28	15	49.20	
108		10	3.58	15	53.70	
109		10	4.94	6	29.64	
110		10	6.00	6	36.00	
111		12	1.15	2	2.30	
112		12	2.57	3	7.71	
113		12	2.58	50	129.00	
114		12	2.75	3	8.25	
115		12	3.67	6	22.02	
116		12	4.30	3	12.90	

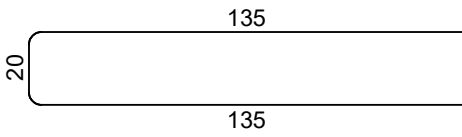
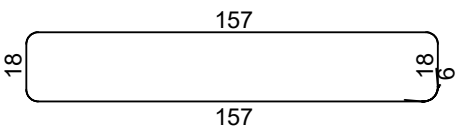
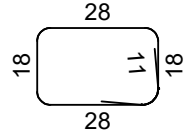
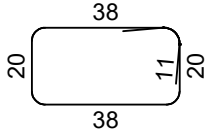
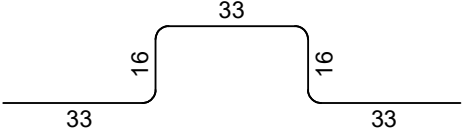
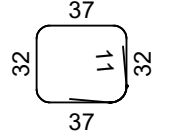
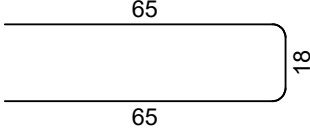
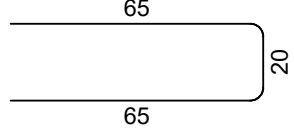
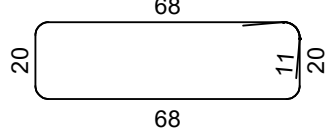
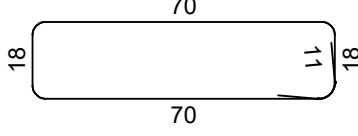

Šipke - specifikacija						
ozn	oblik i mjere [cm]	Ø	lg [m]	n [kom]	lgn [m]	Napomena
117		12	4.96	2	9.92	
118		12	4.97	4	19.88	
119		12	5.16	4	20.64	
120		12	5.29	10	52.90	
121		12	6.00	10	60.00	
122		12	6.00	6	36.00	
123		12	6.09	4	24.36	
124		12	6.96	4	27.84	
125		12	7.94	4	31.76	
126		12	9.22	2	18.44	
127		14	2.96	1	2.96	
128		14	3.13	3	9.39	
129		14	3.39	2	6.78	

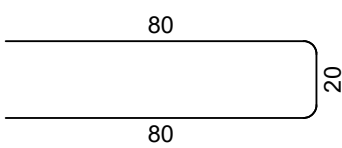
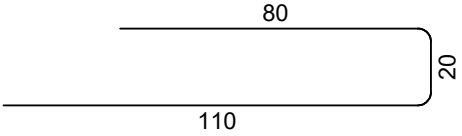
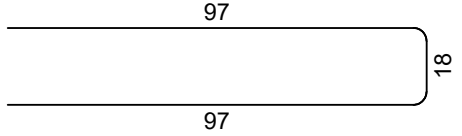
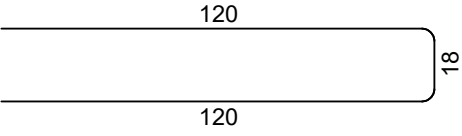
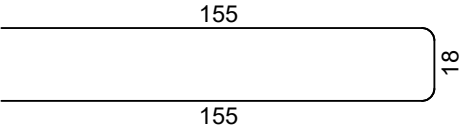
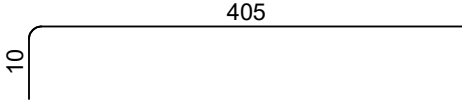

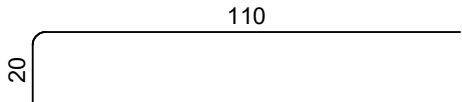
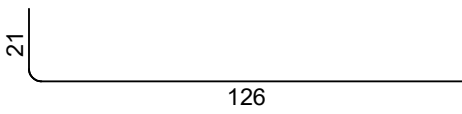
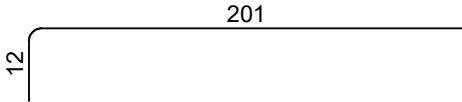
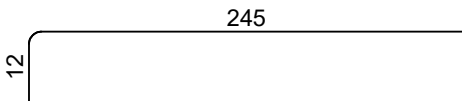
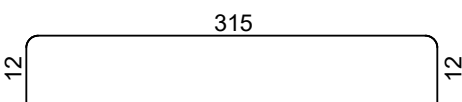
Šipke - specifikacija						
ozn	oblik i mjere [cm]	Ø	lg [m]	n [kom]	lgn [m]	Napomena
130		14	3.45	2	6.90	
131		14	3.92	16	62.72	
132		14	3.94	8	31.52	
133		14	4.85	2	9.70	
134		14	5.05	2	10.10	
135		14	5.97	2	11.94	
136		14	6.35	4	25.40	
137		14	6.58	3	19.74	
138		14	8.06	2	16.12	
139		14	9.31	6	55.86	
140		14	9.04	2	18.08	
141		16	4.44	2	8.88	
142		16	5.20	2	10.40	


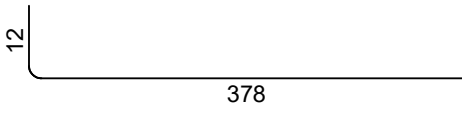
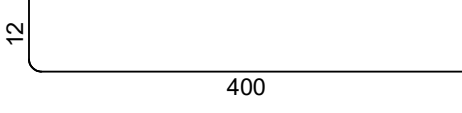





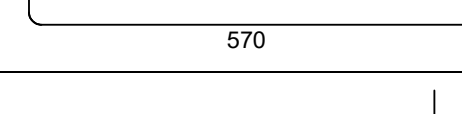

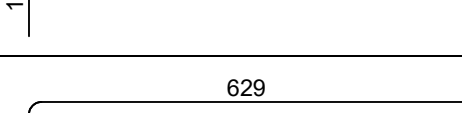
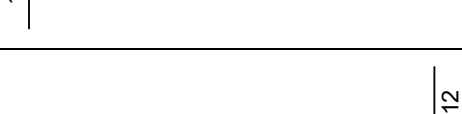

Šipke - specifikacija						
ozn	oblik i mjere [cm]	Ø	lg [m]	n [kom]	lgn [m]	Napomena
143		16	6.45	4	25.80	
144		16	6.73	2	13.46	
145		16	7.11	2	14.22	
146		16	7.98	3	23.94	
147		16	9.61	2	19.22	
148		16	10.39	3	31.17	
149		10	2.20	8	17.60	
150		14	2.30	2	4.60	
151		12	8.62	4	34.48	
152		10	1.75	22	38.50	
153		10	1.73	10	17.30	
154		8	1.13	10	11.30	

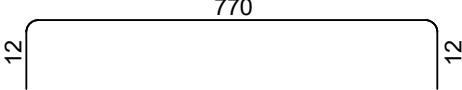
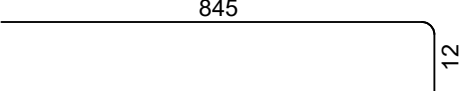
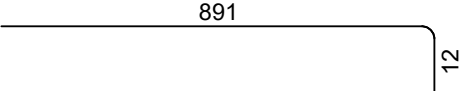
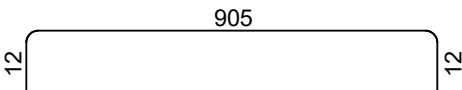
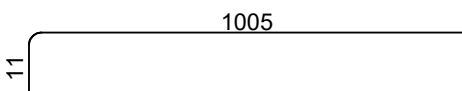

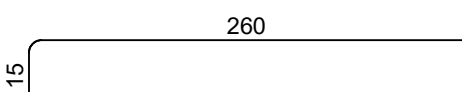
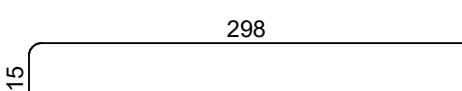
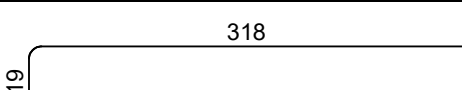
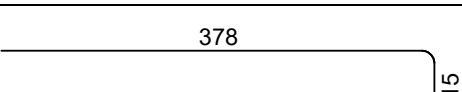
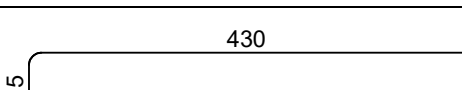
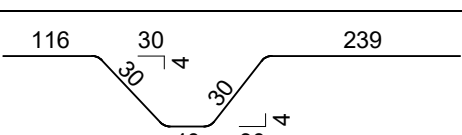
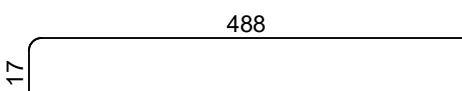
Šipke - specifikacija						
ozn	oblik i mjere [cm]	Ø	lg [m]	n [kom]	lgn [m]	Napomena
155		10	2.38	60	142.80	
1.KAT (1 kom)						
170		8	1.33	252	335.16	
171		8	1.65	14	23.10	
172		8	1.95	18	35.10	
173		8	2.25	16	36.00	
174		8	3.10	24	74.40	
175		10	1.50	130	195.00	
176		10	1.90	11	20.90	
177		10	1.94	10	19.40	
178		10	2.10	27	56.70	
179		10	2.43	20	48.60	
180		10	2.50	83	207.50	
181		10	2.75	16	44.00	
182		10	3.00	38	114.00	
183		10	3.17	49	155.33	
184		10	3.23	23	74.29	
185		10	3.60	34	122.40	
186		10	5.97	4	23.88	
187		10	6.99	2	13.98	
188		10	7.36	2	14.72	
189		10	7.60	6	45.60	
190		10	7.79	6	46.74	
191		10	9.57	2	19.14	
192		10	9.71	6	58.26	
193		12	3.00	23	69.00	
194		12	4.65	10	46.50	
195		14	2.00	6	12.00	
196		14	4.70	98	460.60	
197		14	6.45	4	25.80	



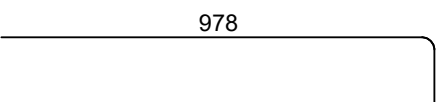
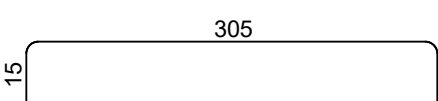
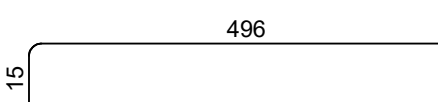



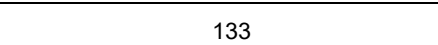
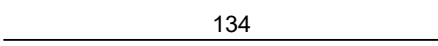
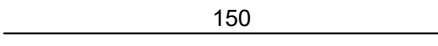
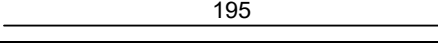
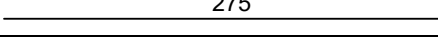



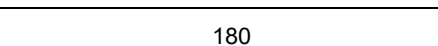

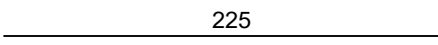

Šipke - specifikacija						
ozn	oblik i mjere [cm]	Ø	lg [m]	n [kom]	lgn [m]	Napomena
198		16	7.56	1	7.56	
199		16	8.00	1	8.00	
200		8	1.02	24	24.48	
201		8	1.18	9	10.62	
202		8	1.20	98	117.60	
203		8	1.44	13	18.72	
204		8	1.52	23	34.96	
205		8	1.54	15	23.10	
206		8	1.72	15	25.80	
207		8	1.58	241	380.78	
208		8	1.60	239	382.40	
209		8	2.44	5	12.20	

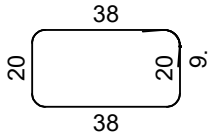
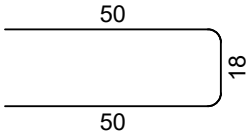
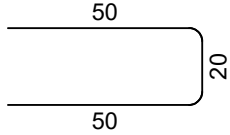
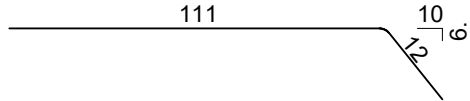
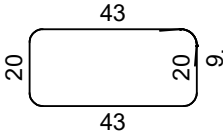
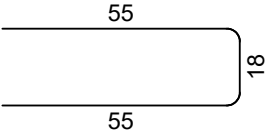
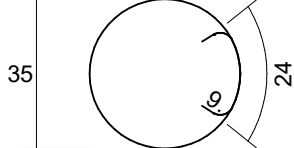
Šipke - specifikacija						
ozn	oblik i mjere [cm]	Ø	lg [m]	n [kom]	lg _n [m]	Napomena
210		8	2.90	24	69.60	
211		8	3.68	15	55.20	
212		10	1.14	65	74.10	
213		10	1.38	5	6.90	
214		10	1.31	400	524.00	-3D ŠIPKA- PRILAGODITI IZVODITELJU
215		10	1.60	112	179.20	
216		10	1.48	24	35.52	
217		10	1.50	39	58.50	
218		10	1.98	15	29.70	
219		10	1.98	64	126.72	
220		10	1.78	9	16.02	

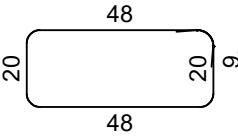
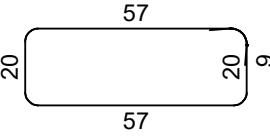
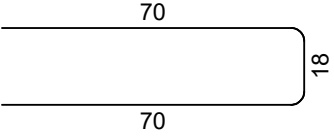
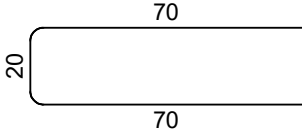
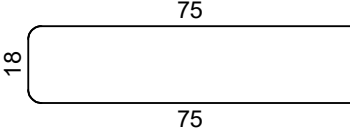
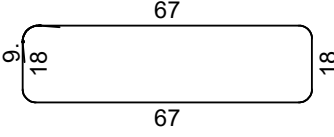
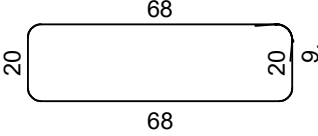
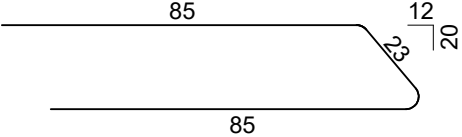
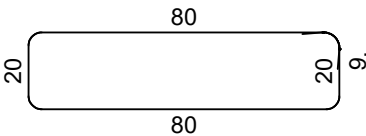
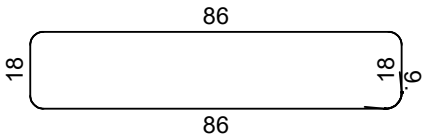
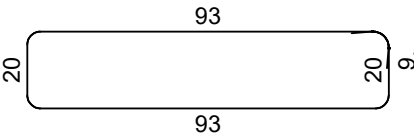
Šipke - specifikacija						
ozn	oblik i mjere [cm]	Ø	lg [m]	n [kom]	lgn [m]	Napomena
221		10	1.80	104	187.20	
223		10	2.10	22	46.20	
224		10	2.12	15	31.80	
225		10	2.58	12	30.96	
226		10	3.28	15	49.20	
227		10	4.15	4	16.60	
228		10	6.00	4	24.00	
229		12	1.30	3	3.90	
231		12	1.47	3	4.41	
232		12	2.13	3	6.39	
233		12	2.57	3	7.71	
234		12	3.39	3	10.17	

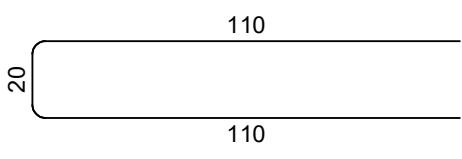
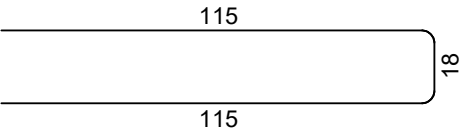


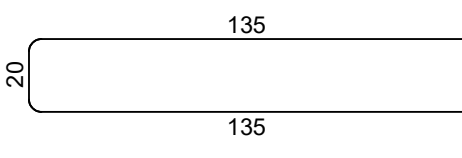
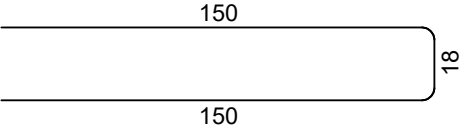
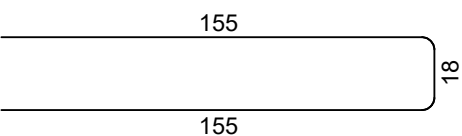
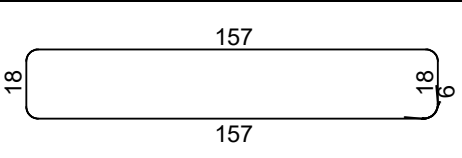
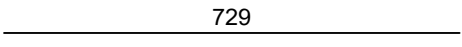
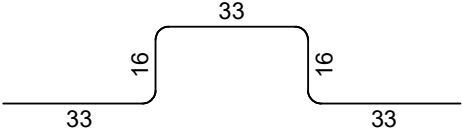
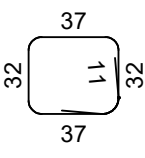
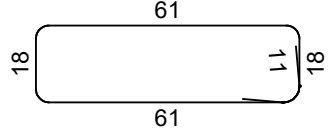
Šipke - specifikacija						
ozn	oblik i mjere [cm]	Ø	lg [m]	n [kom]	lgn [m]	Napomena
235		12	3.67	6	22.02	
236		12	3.90	16	62.40	
237		12	4.12	4	16.48	
238		12	4.38	3	13.14	
239		12	4.96	2	9.92	
240		12	4.97	4	19.88	
241		12	5.08	4	20.32	
242		12	5.46	1	5.46	
243		12	5.82	4	23.28	
244		12	6.00	9	54.00	
245		12	6.09	4	24.36	
246		12	6.41	2	12.82	
247		12	7.00	2	14.00	

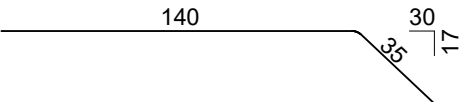
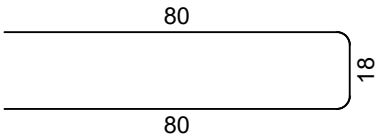
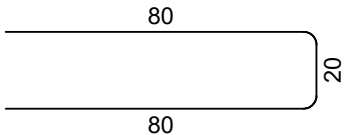
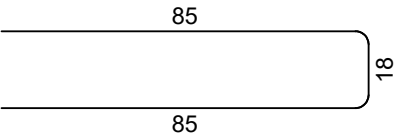
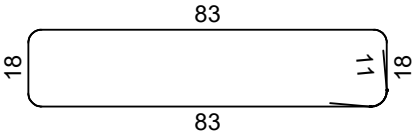
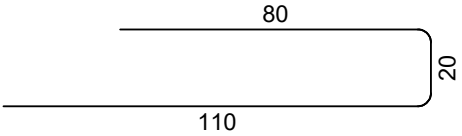
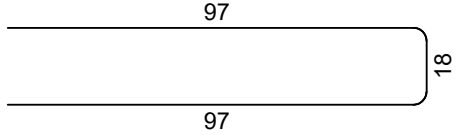
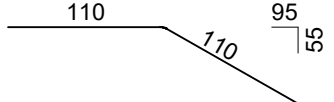
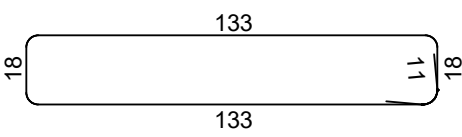
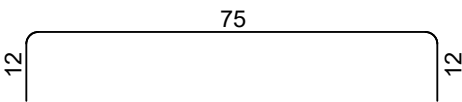
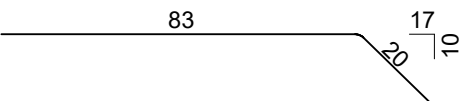
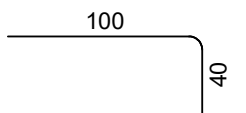
Šipke - specifikacija						
ozn	oblik i mjere [cm]	Ø	lg [m]	n [kom]	lgn [m]	Napomena
248		12	7.94	4	31.76	
249		12	8.57	2	17.14	
250		12	9.03	4	36.12	
251		12	9.29	8	74.32	
252		12	10.16	2	20.32	
253		14	1.97	2	3.94	
254		14	2.75	4	11.00	
255		14	3.13	3	9.39	
256		14	3.37	2	6.74	
257		14	3.93	8	31.44	
258		14	4.45	4	17.80	
259		14	4.55	3	13.65	
260		14	5.05	2	10.10	

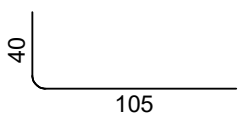


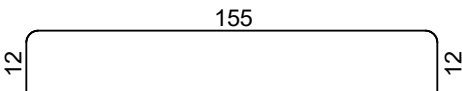
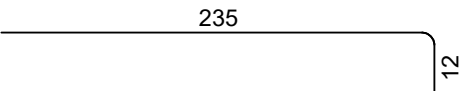

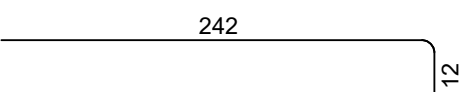
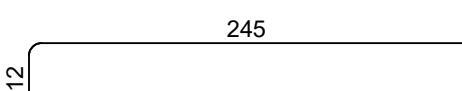

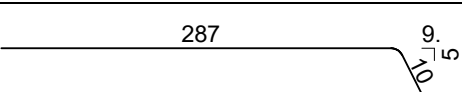
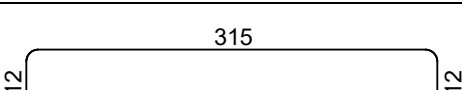


Šipke - specifikacija						
ozn	oblik i mjere [cm]	Ø	lg [m]	n [kom]	lgn [m]	Napomena
261		14	6.00	4	24.00	
262		14	8.00	2	16.00	
263		14	9.93	3	29.79	
264		16	3.35	3	10.05	
265		16	5.11	4	20.44	
266		16	7.30	2	14.60	
267		16	7.98	3	23.94	
268		16	9.51	2	19.02	
2.kat (1 kom)						
285		8	1.33	301	400.33	
286		8	1.34	6	8.04	
287		8	1.50	64	96.00	
288		8	1.95	18	35.10	
289		8	2.75	6	16.50	
290		8	3.10	22	68.20	
291		8	7.35	6	44.10	
292		8	8.95	10	89.50	
293		10	1.50	83	124.50	
294		10	1.80	30	54.00	
295		10	2.00	7	14.00	
296		10	2.25	35	78.75	




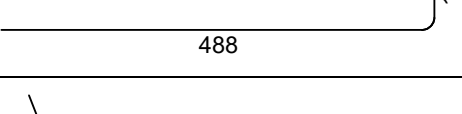
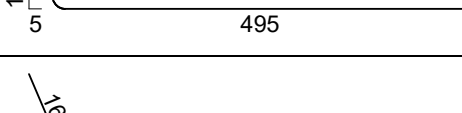






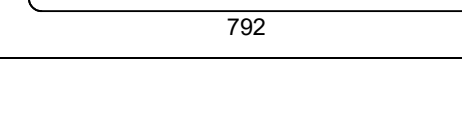
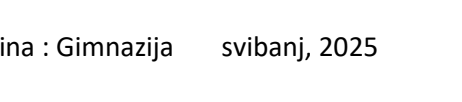
Šipke - specifikacija						
ozn	oblik i mjere [cm]	Ø	lg [m]	n [kom]	lgn [m]	Napomena
297	250	10	2.50	52	130.00	
298	270	10	2.70	7	18.90	
299	286	10	2.86	46	131.56	
300	300	10	3.00	7	21.00	
301	330	10	3.30	7	23.10	
302	434	10	4.34	8	34.72	
303	814	10	8.14	12	97.68	
304	300	12	3.00	46	138.00	
305	465	12	4.65	2	9.30	
306	470	14	4.70	12	56.40	
307		8	1.34	5	6.70	
308		8	1.18	242	285.56	
309		8	1.20	120	144.00	
310		8	1.23	2	2.46	
311		8	1.44	13	18.72	
312		8	1.28	39	49.92	
313		8	1.52	23	34.96	



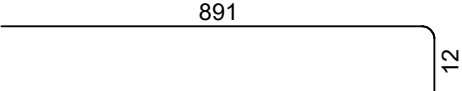

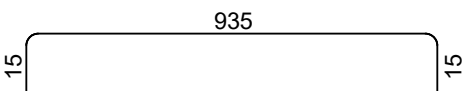
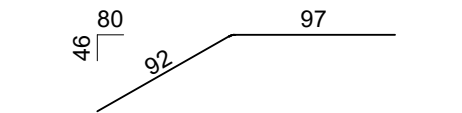
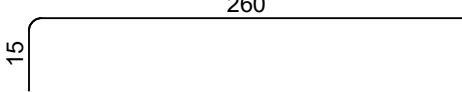
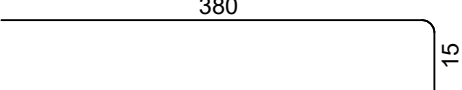
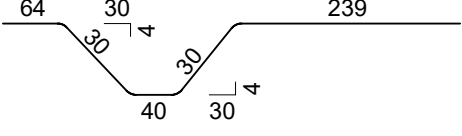
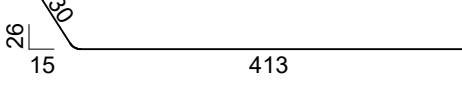



Šipke - specifikacija						
ozn	oblik i mjere [cm]	Ø	lg [m]	n [kom]	lg _n [m]	Napomena
314		8	1.54	15	23.10	
315		8	1.72	15	25.80	
316		8	1.58	219	346.02	
317		8	1.60	401	641.60	
318		8	1.68	32	53.76	
319		8	1.88	7	13.16	
320		8	1.94	15	29.10	
321		8	1.93	19	36.67	
322		8	2.18	34	74.12	
323		8	2.26	24	54.24	
324		8	2.44	5	12.20	

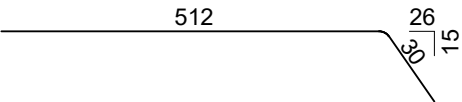
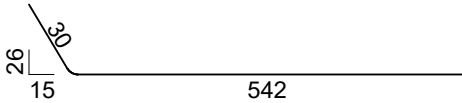
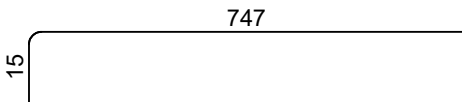

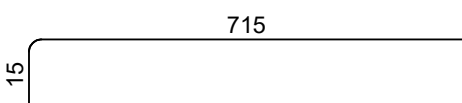


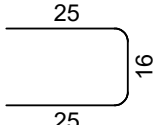
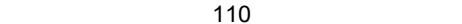









Šipke - specifikacija						
ozn	oblik i mjere [cm]	Ø	lg [m]	n [kom]	lgn [m]	Napomena
325		8	2.40	80	192.00	
326		8	2.48	20	49.60	
327		8	2.68	75	201.00	
328		8	2.96	8	23.68	
329		8	2.90	24	69.60	
330		8	3.18	14	44.52	
331		8	3.28	16	52.48	
332		8	3.68	7	25.76	
333		8	7.29	4	29.16	
334		10	1.31	400	524.00	-3D ŠIPKA- PRILAGODITI IZVODITELJU
335		10	1.60	107	171.20	
336		10	1.80	26	46.80	

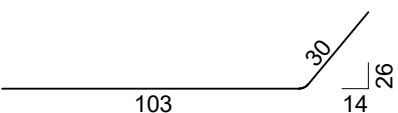
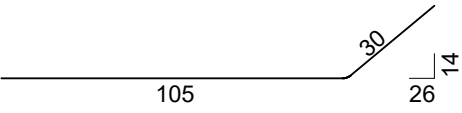

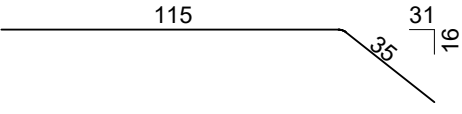
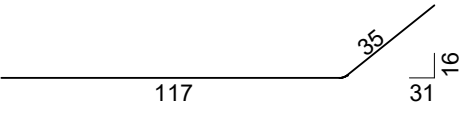
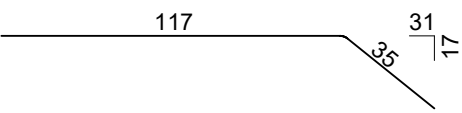
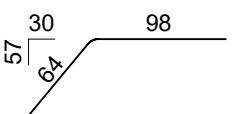
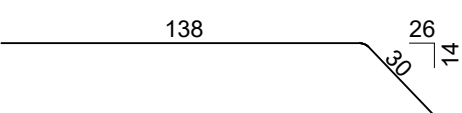



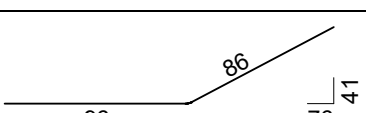
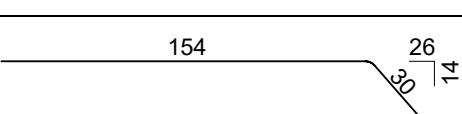
Šipke - specifikacija						
ozn	oblik i mjere [cm]	Ø	lg [m]	n [kom]	lgn [m]	Napomena
337		10	1.75	38	66.50	
338		10	1.78	13	23.14	
339		10	1.80	58	104.40	
340		10	1.88	50	94.00	
341		10	2.24	18	40.32	
342		10	2.10	16	33.60	
343		10	2.12	15	31.80	
344		10	2.20	19	41.80	
345		10	3.24	64	207.36	
346		12	0.99	4	3.96	
347		12	1.03	2	2.06	
348		12	1.40	32	44.80	

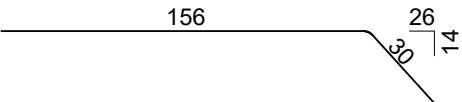
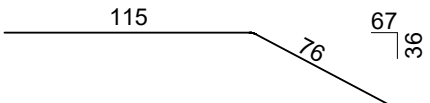
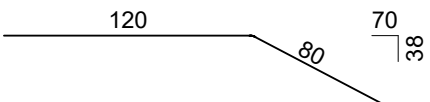

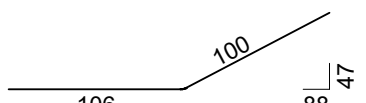
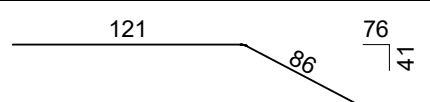

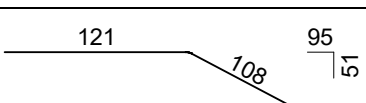



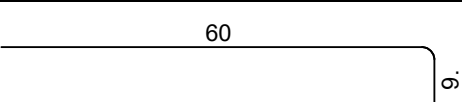

Šipke - specifikacija						
ozn	oblik i mjere [cm]	Ø	lg [m]	n [kom]	lgn [m]	Napomena
349		12	1.45	10	14.50	
350		12	1.47	3	4.41	
351		12	1.60	8	12.80	
352		12	1.79	8	14.32	
353		12	2.47	6	14.82	
354		12	2.49	10	24.90	
355		12	2.54	22	55.88	
356		12	2.57	3	7.71	
357		12	2.74	2	5.48	
358		12	2.97	2	5.94	
359		12	3.39	8	27.12	
360		12	3.59	8	28.72	
361		12	3.67	6	22.02	


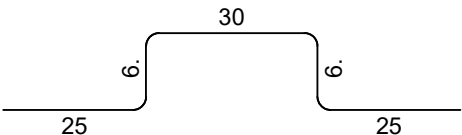
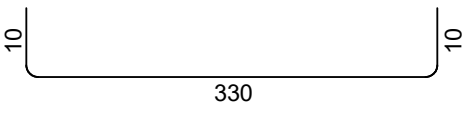
Šipke - specifikacija						
ozn	oblik i mjere [cm]	Ø	lg [m]	n [kom]	lgn [m]	Napomena
362		12	4.12	4	16.48	
363		12	4.61	2	9.22	
364		12	4.97	28	139.16	
365		12	5.00	2	10.00	
366		12	5.06	2	10.12	
367		12	5.35	2	10.70	
368		12	5.46	3	16.38	
369		12	6.47	2	12.94	
370		12	6.71	4	26.84	
371		12	7.19	2	14.38	
372		12	7.44	2	14.88	
373		12	7.94	6	47.64	
374		12	8.04	4	32.16	

Šipke - specifikacija						
ozn	oblik i mjere [cm]	Ø	lg [m]	n [kom]	lgn [m]	Napomena
375		12	8.22	4	32.88	
376		12	8.84	6	53.04	
377		12	9.03	4	36.12	
378		12	9.47	2	18.94	
379		12	9.65	5	48.25	
380		14	1.89	2	3.78	
381		14	2.75	4	11.00	
382		14	3.95	18	71.10	
383		14	4.03	3	12.09	
384		14	4.43	2	8.86	
385		14	4.50	18	81.00	
386		14	5.00	36	180.00	
387		14	5.05	2	10.10	

Šipke - specifikacija						
ozn	oblik i mjere [cm]	Ø	lg [m]	n [kom]	lgn [m]	Napomena
388		14	5.42	2	10.84	
389		14	5.72	2	11.44	
390		14	7.62	2	15.24	
391		14	9.72	3	29.16	
392		16	7.30	3	21.90	
393		16	9.72	3	29.16	
394		16	9.75	4	39.00	
DISTANCERI (1 kom)						
450		8	0.66	700	462.00	
stepenice (1 kom)						
410		8	1.10	140	154.00	
411		10	3.19	9	28.71	
412		10	3.36	9	30.24	
413		10	3.39	9	30.51	
414		10	3.47	9	31.23	
415		10	3.50	9	31.50	
416		10	3.73	9	33.57	
417		10	3.77	9	33.93	
418		10	3.81	9	34.29	
419		10	1.11	9	9.99	

Šipke - specifikacija						
ozn	oblik i mjere [cm]	Ø	lg [m]	n [kom]	lgn [m]	Napomena
420		10	1.33	9	11.97	
421		10	1.35	27	36.45	
422		10	1.47	9	13.23	
423		10	1.50	9	13.50	
424		10	1.52	9	13.68	
425		10	1.52	9	13.68	
426		10	1.62	9	14.58	
427		10	1.68	9	15.12	
428		10	1.70	9	15.30	
429		10	1.71	9	15.39	
430		10	1.75	9	15.75	
431		10	1.82	9	16.38	
432		10	1.84	9	16.56	

Šipke - specifikacija						
ozn	oblik i mjere [cm]	Ø	lg [m]	n [kom]	lgn [m]	Napomena
433		10	1.86	9	16.74	
434		10	1.91	9	17.19	
435		10	2.00	9	18.00	
436		10	2.01	9	18.09	
437		10	2.06	9	18.54	
438		10	2.07	9	18.63	
439		10	2.08	9	18.72	
440		10	2.29	9	20.61	
441		12	1.54	7	10.78	
442		12	3.52	14	49.28	
443		12	4.37	12	52.44	
ploča na koti 12.15 (1 kom)						
500		8	1.29	46	59.34	
501		8	1.27	36	45.72	

Šipke - specifikacija						
ozn	oblik i mjere [cm]	Ø	lg [m]	n [kom]	lgn [m]	Napomena
503		12	2.75	8	22.00	
504		8	0.92	45	41.40	
505		12	3.50	8	28.00	

Šipke - rekapitulacija			
Ø [mm]	lgn [m]	Jedinična težina [kg/m]	Težina [kg]
B500B			
8	7896.06	0.41	3237.38
10	10425.71	0.65	6776.71
12	2976.59	0.92	2738.46
14	2997.31	1.25	3746.64
16	4114.86	1.64	6748.37
20	46.40	2.54	117.86
Ukupno (B500B)			23365.42
Ukupno			23365.42

Mreže - specifikacija							
Pozicija	Oznaka mreže	B [cm]	L [cm]	n	Jedinična težina [kg/m2]	Ukupna težina [kg]	Napomena
TEMELJI (1 kom)							
I-1	Q-257	215	360	4	4.02	124.47	
I-2	Q-257	105	360	2	4.02	30.28	
I-3	Q-257	215	300	6	4.02	155.57	
I-4	Q-257	100	300	2	4.02	24.12	
I-5	Q-257	215	350	4	4.02	121.00	
I-6	Q-257	215	410	8	4.02	283.49	
I-7	Q-257	60	410	2	4.02	19.78	
I-8	Q-257	215	260	8	4.02	179.43	
I-9	Q-257	70	260	2	4.02	14.60	
Ukupno						952.75	
PRIZEMLJE (1 kom)							
II-1	Q-335	150	360	2	5.45	58.97	
II-2	Q-335	215	360	6	5.45	253.10	
II-3	Q-335	200	360	2	5.45	78.49	
II-4	Q-335	127	360	2	5.45	49.95	
II-5	Q-335	105	360	2	5.45	41.21	
II-6	Q-335	170	360	2	5.45	66.71	
II-7	Q-335	145	360	2	5.45	56.90	
II-8	Q-335	215	360	8	5.45	337.44	
II-9	Q-335	76	360	2	5.45	29.64	
IV	Q-257	215	600	3	4.02	155.57	
IV-1	Q-257	215	600	1	4.02	51.86	
IV-2	Q-257	215	180	1	4.02	15.56	
IV-3	Q-257	215	600	2	4.02	103.72	
IV-4	Q-257	215	465	1	4.02	40.19	
IV-5	Q-257	215	465	1	4.02	40.19	
IV-6	Q-257	215	465	1	4.02	40.19	
IV-7	Q-257	215	140	2	4.02	24.20	
IV-8	Q-257	45	140	1	4.02	2.53	
IV-9	Q-257	60	600	1	4.02	14.47	
V-1	Q-424	170	360	1	6.81	41.68	
V-2	Q-424	215	360	1	6.81	52.71	
V-3	Q-424	150	360	1	6.81	36.81	
V-4	Q-424	215	275	1	6.81	40.25	
V-5	Q-424	180	275	1	6.81	33.73	
V-6	Q-424	215	395	1	6.81	57.83	
V-7	Q-424	215	410	3	6.81	180.09	
V-8	Q-424	100	410	1	6.81	27.92	
V-9	Q-424	215	260	4	6.81	152.27	

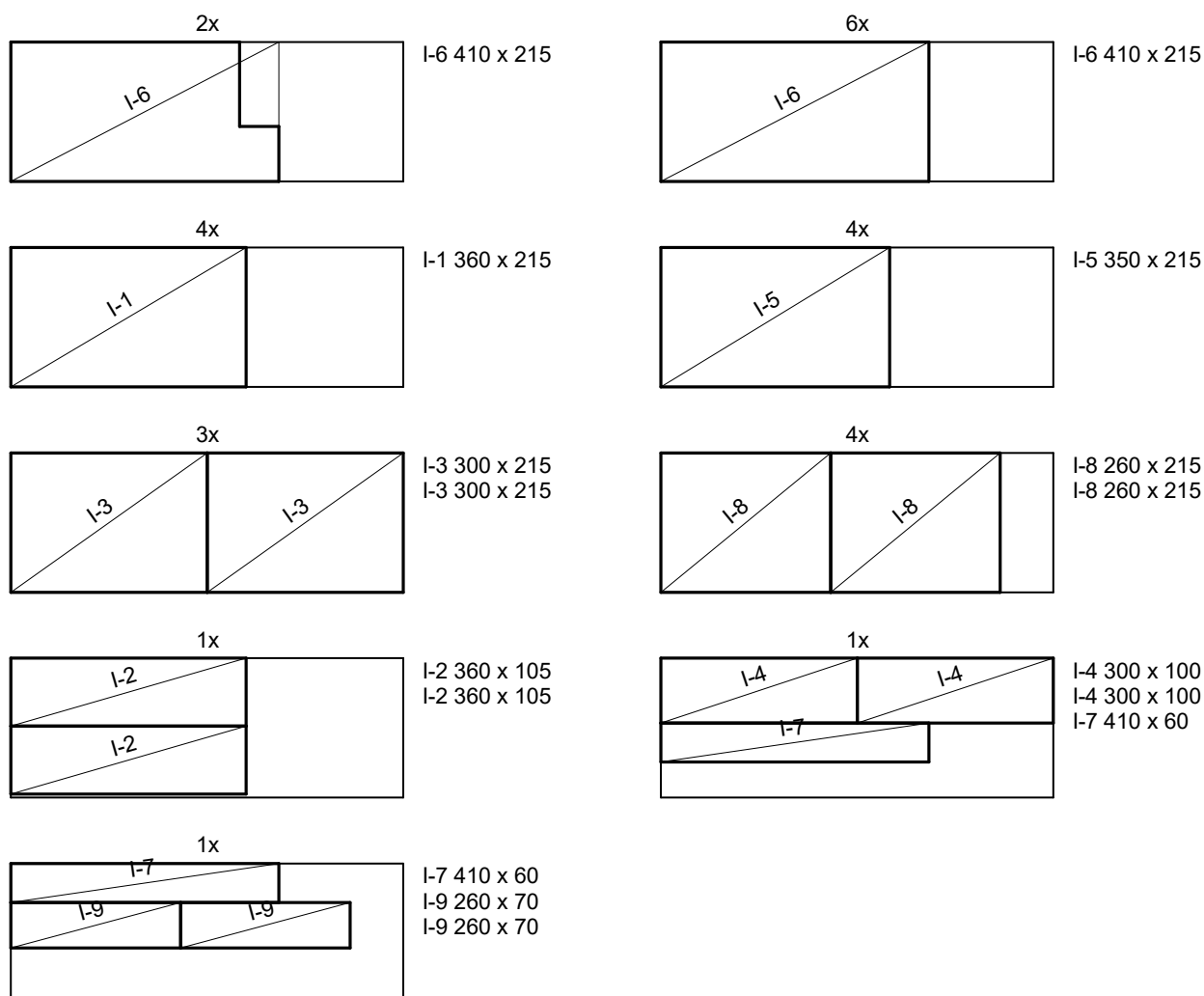
Mreže - specifikacija							
Pozicija	Oznaka mreže	B [cm]	L [cm]	n	Jedinična težina [kg/m2]	Ukupna težina [kg]	Napomena
V-10	Q-424	70	260	1	6.81	12.39	
V-11	Q-424	115	325	1	6.81	25.46	
Ukupno						2122.05	
1.KAT (1 kom)							
I-1	Q-424	170	362	4	6.81	167.63	
I-2	Q-424	150	362	2	6.81	73.96	
I-3	Q-424	215	362	8	6.81	424.02	
I-4	Q-424	80	362	2	6.81	39.44	
I-5	Q-424	170	360	1	6.81	41.68	
I-6	Q-424	215	360	1	6.81	52.71	
I-7	Q-424	150	360	1	6.81	36.81	
I-8	Q-424	215	275	1	6.81	40.25	
I-9	Q-424	180	275	1	6.81	33.73	
I-10	Q-424	115	325	1	6.81	25.46	
I-11	Q-424	90	600	1	6.81	36.85	
I-12	Q-424	90	415	1	6.81	25.43	
I-13	Q-424	135	300	2	6.81	55.16	
I-14	Q-424	136	325	2	6.81	60.09	
II-1	Q-335	160	275	2	5.45	47.79	
II-2	Q-335	150	362	2	5.45	59.30	
II-3	Q-335	215	362	6	5.45	254.50	
II-4	Q-335	200	362	2	5.45	78.93	
II-5	Q-335	215	362	2	5.45	84.82	
II-6	Q-335	152	362	2	5.45	59.88	
II-7	Q-335	185	362	2	5.45	72.87	
II-8	Q-335	170	362	2	5.45	67.08	
II-9	Q-335	145	362	2	5.45	57.21	
III	Q-524	215	600	3	8.40	325.08	
III-1	Q-524	215	362	6	8.40	392.26	
III-2	Q-524	180	362	2	8.40	109.47	
III-3	Q-524	170	362	2	8.40	103.39	
III-4	Q-524	68	362	2	8.40	41.36	
III-5	Q-524	215	210	3	8.40	113.78	
III-6	Q-524	125	210	1	8.40	22.05	
III-7	Q-524	125	600	1	8.40	63.00	
IV	Q-257	215	600	2	4.02	103.72	
IV-1	Q-257	215	210	1	4.02	18.15	
IV-2	Q-257	215	600	3	4.02	155.57	
IV-3	Q-257	215	510	4	4.02	176.32	
IV-4	Q-257	170	587	1	4.02	40.10	

Mreže - specifikacija							
Pozicija	Oznaka mreže	B [cm]	L [cm]	n	Jedinična težina [kg/m2]	Ukupna težina [kg]	Napomena
Ukupno						3559.87	
2.kat (1 kom)							
I-1	Q-424	170	362	2	6.81	83.82	
I-2	Q-424	215	362	6	6.81	318.01	
I-3	Q-424	207	362	2	6.81	102.06	
I-4	Q-424	170	350	1	6.81	40.52	
I-5	Q-424	150	350	1	6.81	35.75	
I-6	Q-424	215	360	2	6.81	105.42	
I-7	Q-424	105	360	1	6.81	25.74	
I-8	Q-424	170	300	1	6.81	34.73	
I-9	Q-424	161	300	1	6.81	32.89	
I-10	Q-424	215	300	1	6.81	43.92	
I-11	Q-424	204	300	1	6.81	41.70	
II-1	Q-335	170	135	2	5.45	25.10	
II-2	Q-335	215	362	10	5.45	424.17	
II-3	Q-335	150	362	2	5.45	59.19	
II-4	Q-335	180	362	2	5.45	71.02	
II-5	Q-335	127	275	2	5.45	38.04	
II-6	Q-335	160	275	2	5.45	47.79	
II-7	Q-335	150	362	2	5.45	59.30	
II-8	Q-335	200	362	2	5.45	78.93	
II-9	Q-335	170	179	2	5.45	33.16	
II-10	Q-335	197	179	2	5.45	38.46	
II-11	Q-335	215	98	4	5.45	45.78	
II-12	Q-335	215	226	4	5.45	105.93	
II-13	Q-335	150	226	2	5.45	36.95	
II-14	Q-335	97	600	2	5.45	63.57	
II-15	Q-335	97	146	2	5.45	15.47	
II-16	Q-335	170	362	2	5.45	67.07	
II-17	Q-335	201	362	2	5.45	79.31	
II-18	Q-335	170	362	4	5.45	134.16	
II-19	Q-335	145	362	2	5.45	57.21	
II-20	Q-335	170	101	2	5.45	18.80	
II-21	Q-335	215	101	4	5.45	47.56	
II-22	Q-335	90	226	2	5.45	22.17	
II-23	Q-335	57	362	2	5.45	22.60	
II-24	Q-335	100	600	2	5.45	65.42	
II-25	Q-335	100	292	2	5.45	31.84	
IV	Q-524	215	600	3	8.40	325.08	
IV-1	Q-524	215	210	3	8.40	113.78	

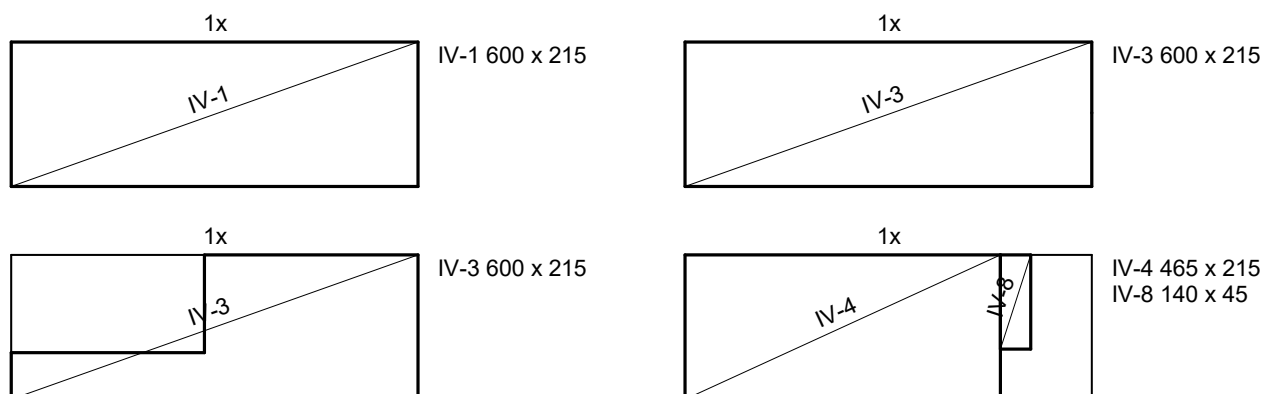
Mreže - specifikacija							
Pozicija	Oznaka mreže	B [cm]	L [cm]	n	Jedinična težina [kg/m2]	Ukupna težina [kg]	Napomena
IV-2	Q-524	105	600	1	8.40	52.92	
IV-3	Q-524	125	210	1	8.40	22.05	
IV-4	Q-524	125	600	1	8.40	63.00	
V	Q-257	215	600	3	4.02	155.57	
V-1	Q-257	215	300	1	4.02	25.93	
V-2	Q-257	204	300	1	4.02	24.62	
V-3	Q-257	215	210	1	4.02	18.15	
V-4	Q-257	215	600	2	4.02	103.72	
V-5	Q-257	215	510	4	4.02	176.32	
V-6	Q-257	170	130	1	4.02	8.88	
V-7	Q-257	170	455	1	4.02	31.09	
Ukupno						3674.70	
ploča na koti 12.15 (1 kom)							
I-3	Q-335	215	263	2	5.45	61.52	
I-4	Q-335	168	263	2	5.45	48.04	
Ukupno						109.56	

Mreže - rekapitulacija						
Oznaka mreže	B [cm]	L [cm]	n	Jedinična težina [kg/m ²]	Ukupna težina [kg]	Neto ugrađena težina [kg]
Q-257	215	600	60	4.02	3111.48	2327.87
Q-335	215	600	81	5.45	5694.70	3454.82
Q-424	215	600	53	6.81	4656.00	2596.86
Q-524	215	600	22	8.40	2383.92	1665.09
Ukupno					15846.10	10044.63

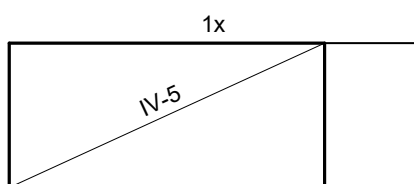
Mreže - plan rezanja
TEMELJI
Q-257 (600 cm x 215 cm)



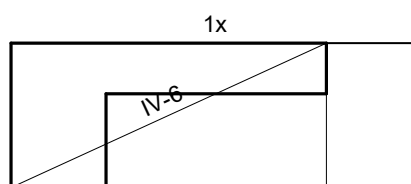
PRIZEMLJE
Q-257 (600 cm x 215 cm)



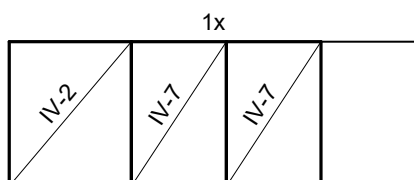
Mreže - plan rezanja



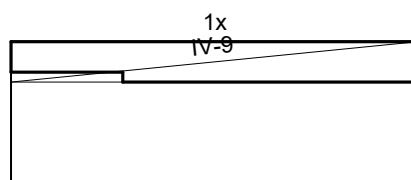
IV-5 465 x 215



IV-6 465 x 215

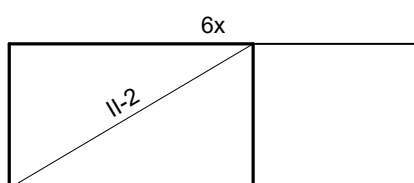


IV-2 180 x 215
IV-7 140 x 215
IV-7 140 x 215

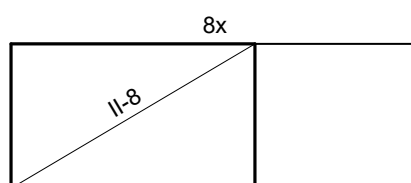


IV-9 600 x 60

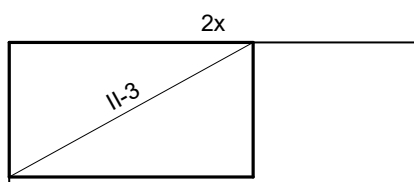
Q-335 (600 cm x 215 cm)



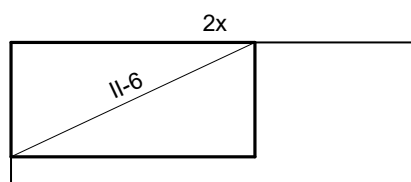
II-2 360 x 215



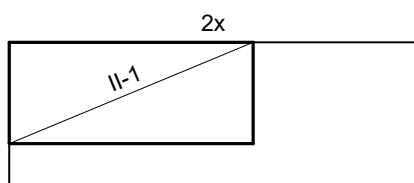
II-8 360 x 215



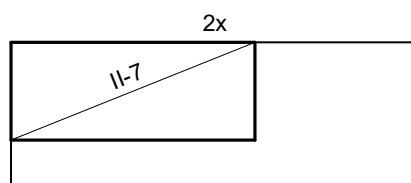
II-3 360 x 200



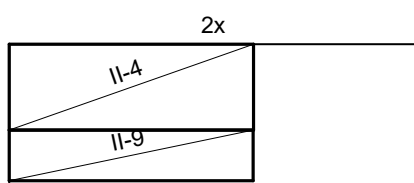
II-6 360 x 170



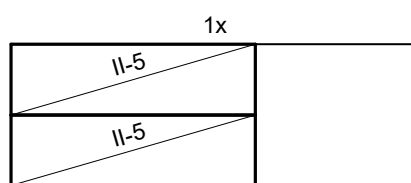
II-1 360 x 150



II-7 360 x 145

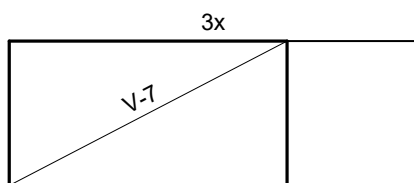


II-4 360 x 127
II-9 360 x 76

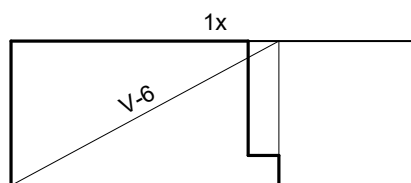


II-5 360 x 105
II-5 360 x 105

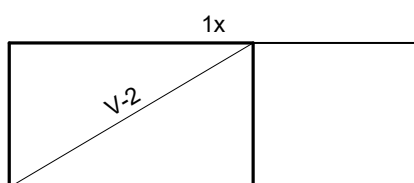
Q-424 (600 cm x 215 cm)



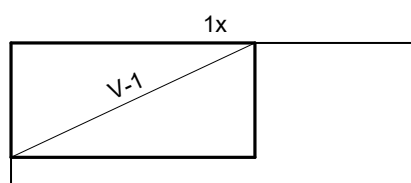
V-7 410 x 215



V-6 395 x 215

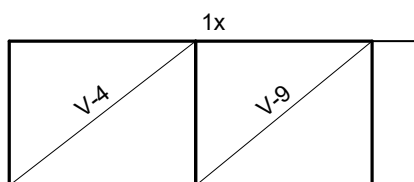


V-2 360 x 215

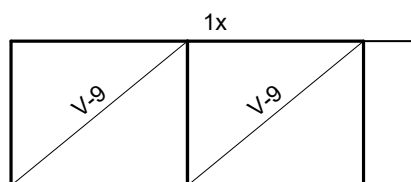


V-1 360 x 170

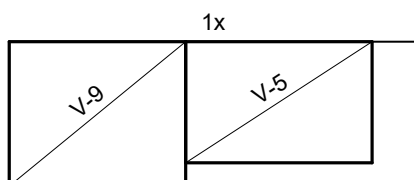
Mreže - plan rezanja



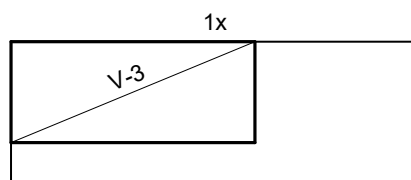
V-4 275 x 215
V-9 260 x 215



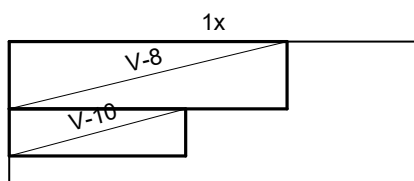
V-9 260 x 215
V-9 260 x 215



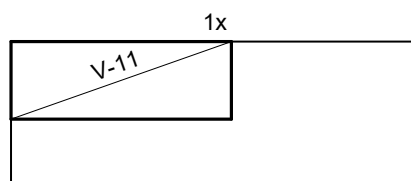
V-9 260 x 215
V-5 275 x 180



V-3 360 x 150



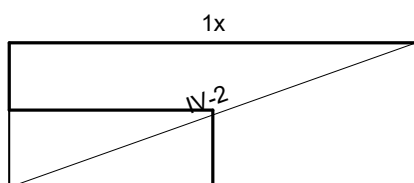
V-8 410 x 100
V-10 260 x 70



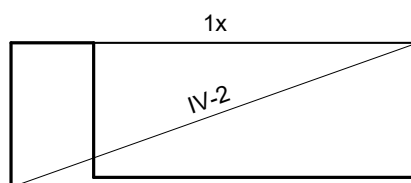
V-11 325 x 115

1.KAT

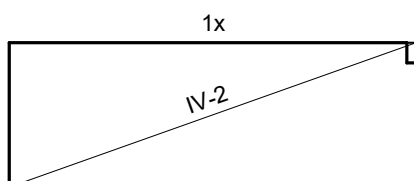
Q-257 (600 cm x 215 cm)



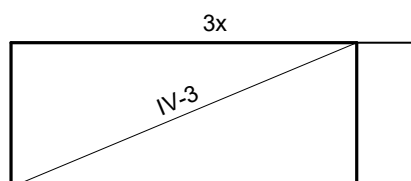
IV-2 600 x 215



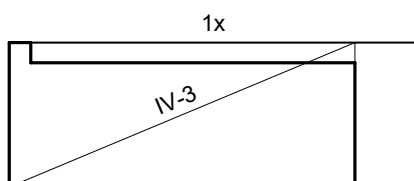
IV-2 600 x 215



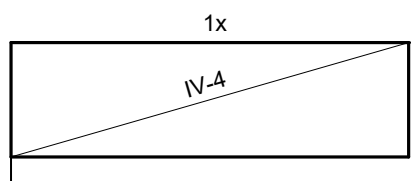
IV-2 600 x 215



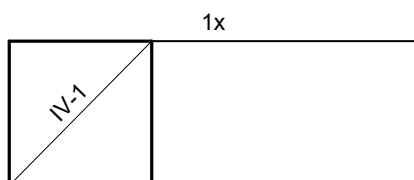
IV-3 510 x 215



IV-3 510 x 215



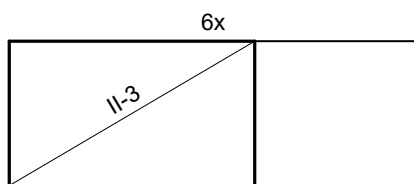
IV-4 587 x 170



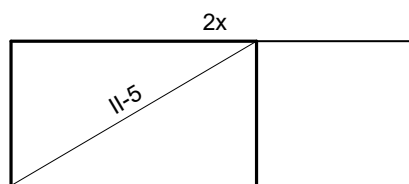
IV-1 210 x 215

Mreže - plan rezanja

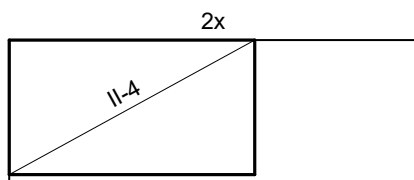
Q-335 (600 cm x 215 cm)



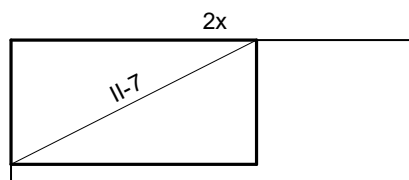
II-3 362 x 215



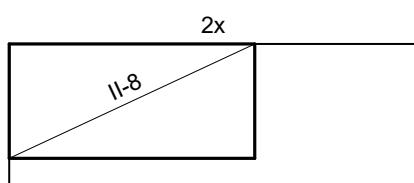
II-5 362 x 215



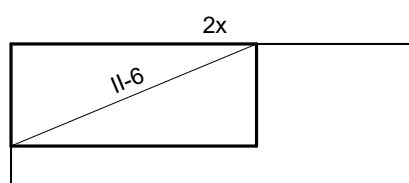
II-4 362 x 200



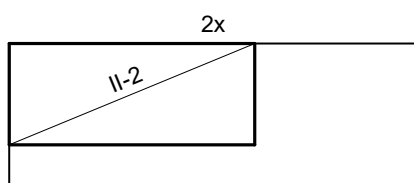
II-7 362 x 185



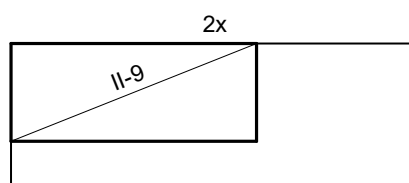
II-8 362 x 170



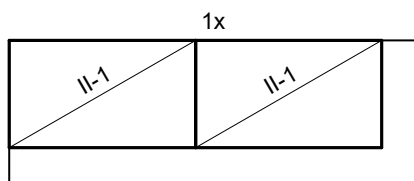
II-6 362 x 152



II-2 362 x 150

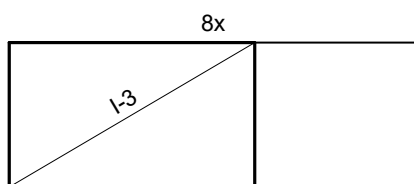


II-9 362 x 145

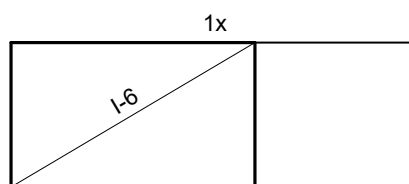


II-1 275 x 160
II-1 275 x 160

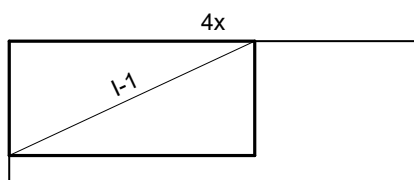
Q-424 (600 cm x 215 cm)



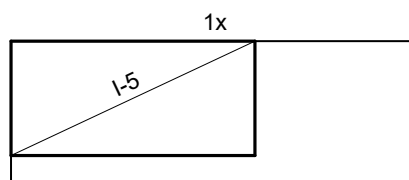
I-3 362 x 215



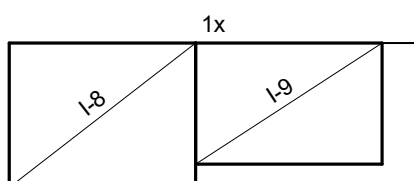
I-6 360 x 215



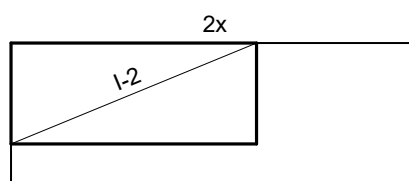
I-1 362 x 170



I-5 360 x 170

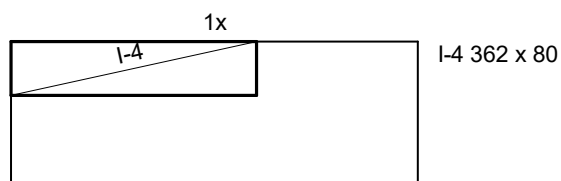
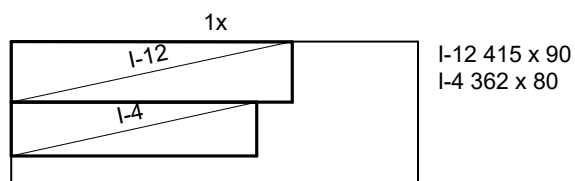
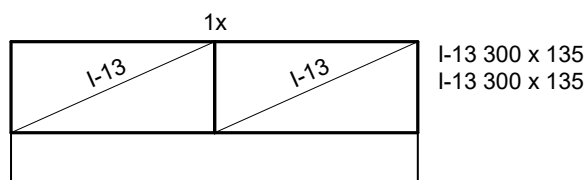
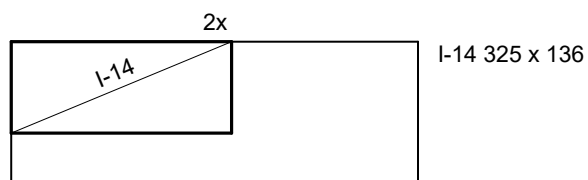
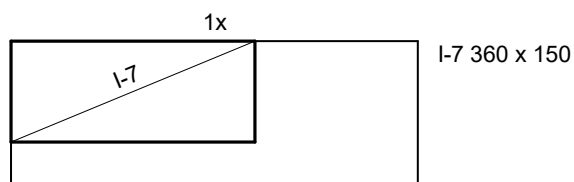
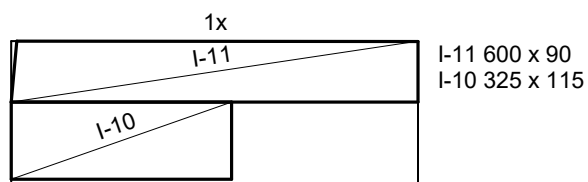


I-8 275 x 215
I-9 275 x 180

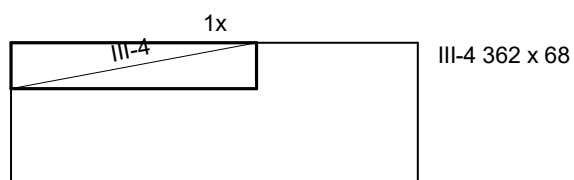
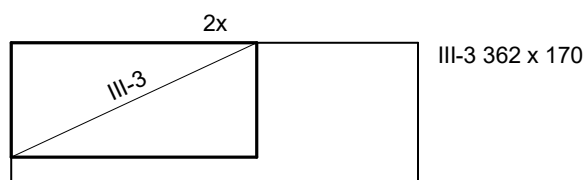
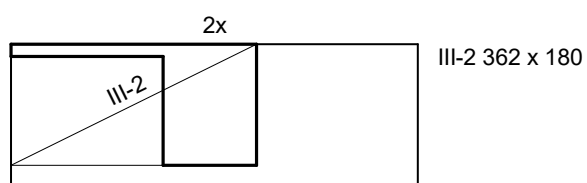
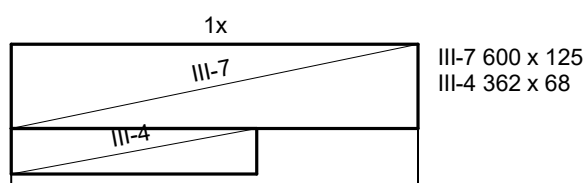
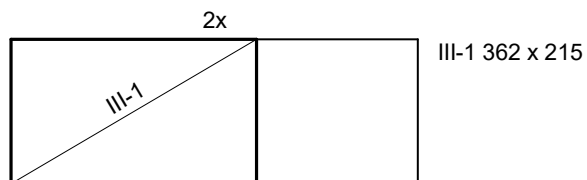
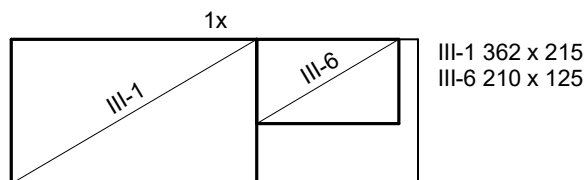
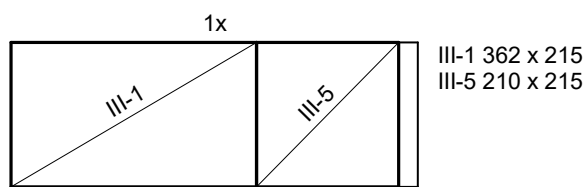
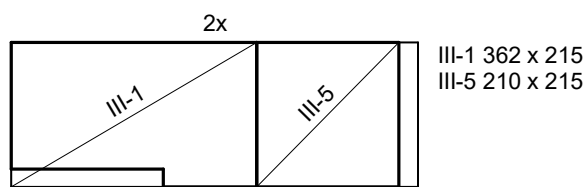


I-2 362 x 150

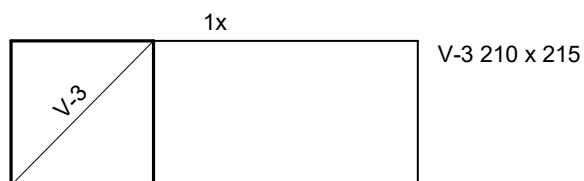
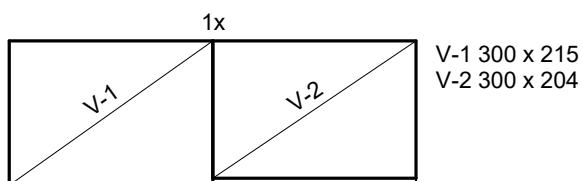
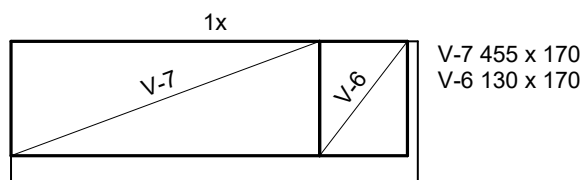
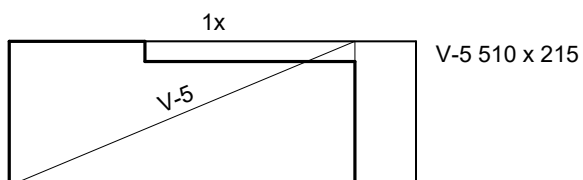
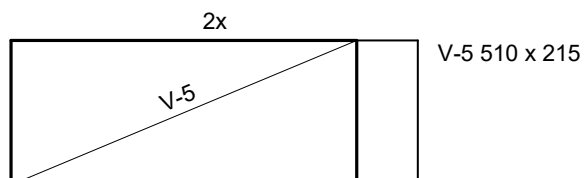
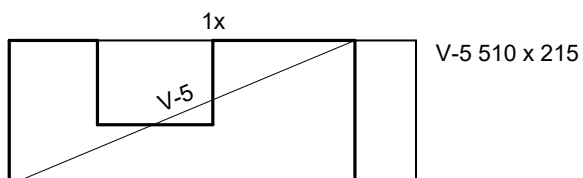
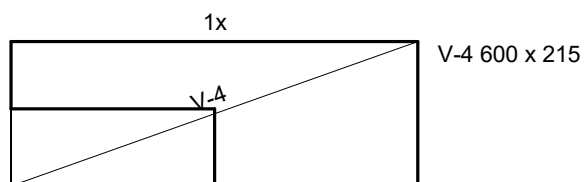
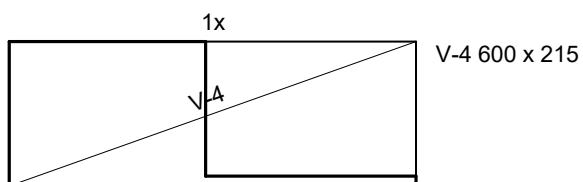
Mreže - plan rezanja



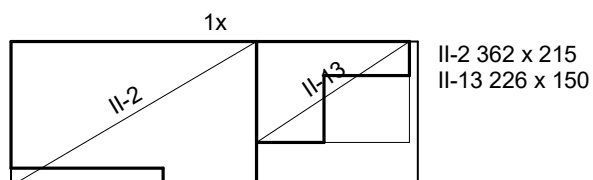
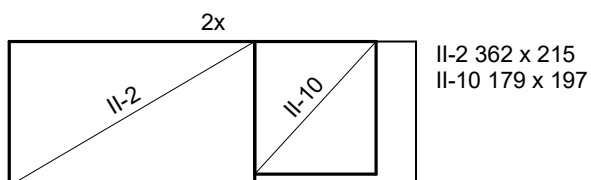
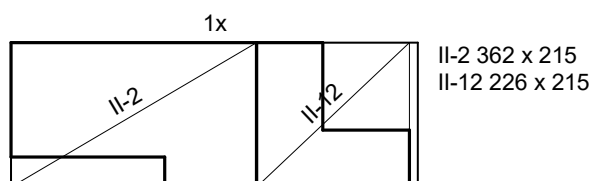
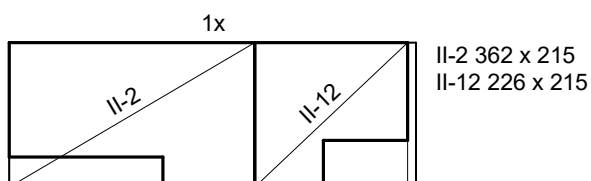
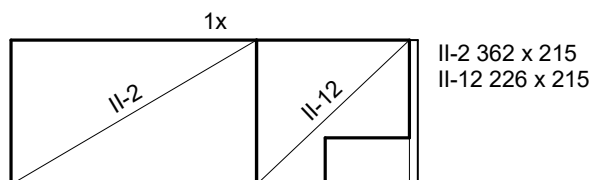
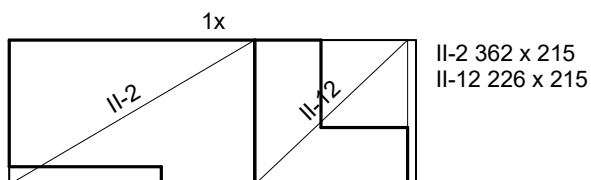
Q-524 (600 cm x 215 cm)



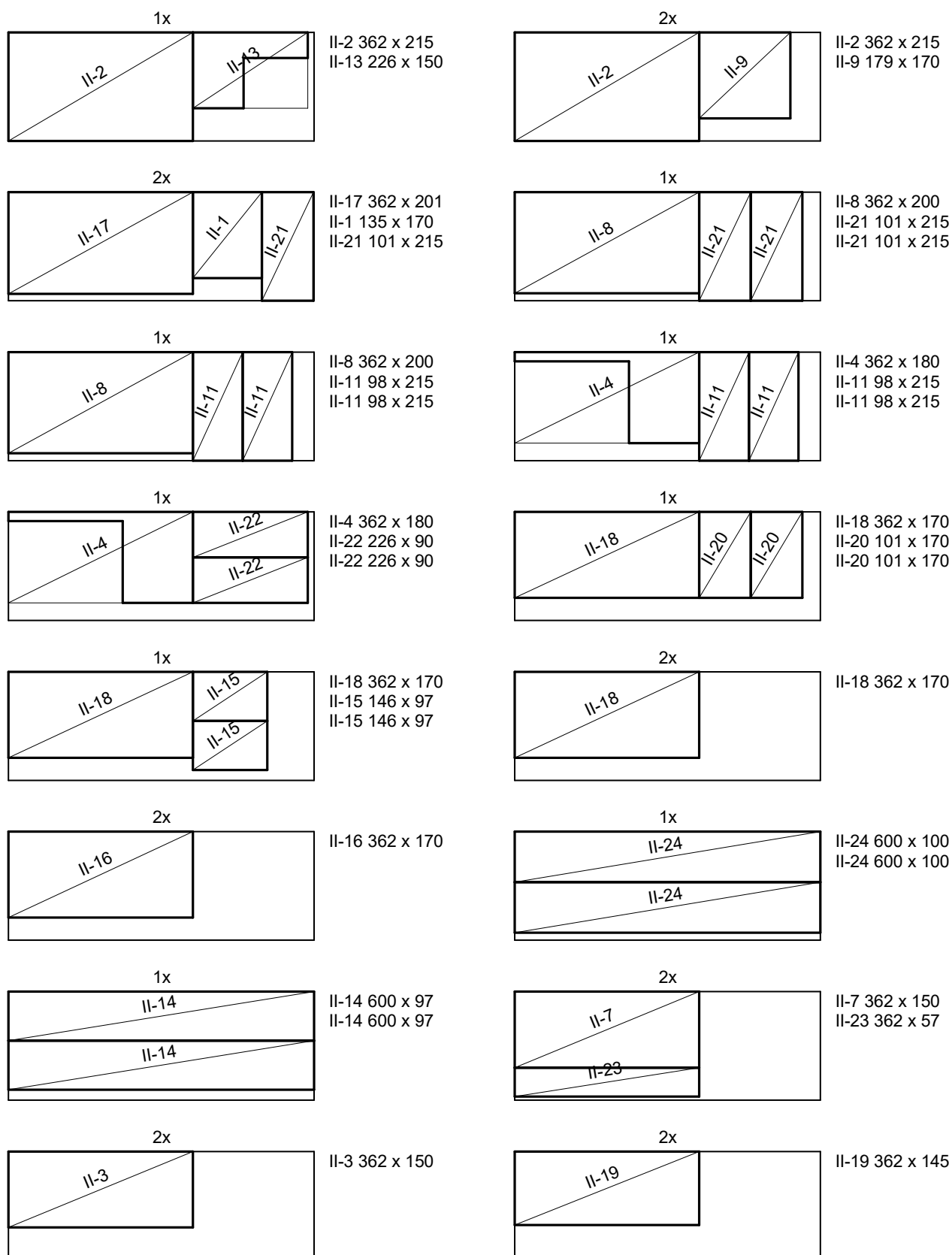
Mreže - plan rezanja
2.kat
Q-257 (600 cm x 215 cm)



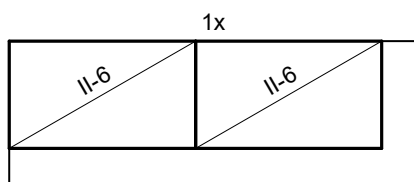
Q-335 (600 cm x 215 cm)



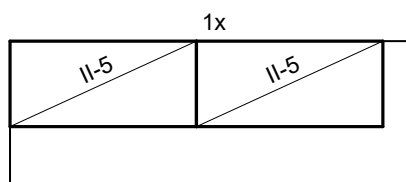
Mreže - plan rezanja



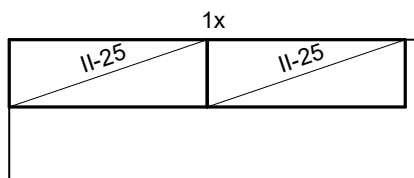
Mreže - plan rezanja



II-6 275 x 160
II-6 275 x 160

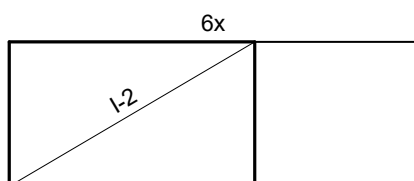


II-5 275 x 127
II-5 275 x 127

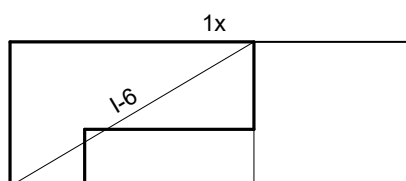


II-25 292 x 100
II-25 292 x 100

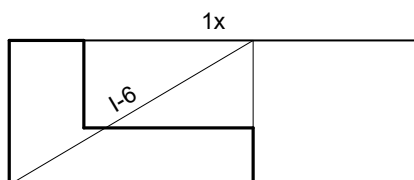
Q-424 (600 cm x 215 cm)



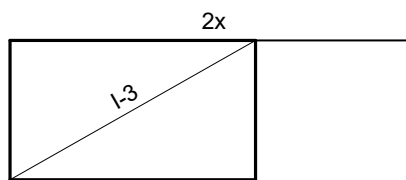
I-2 362 x 215



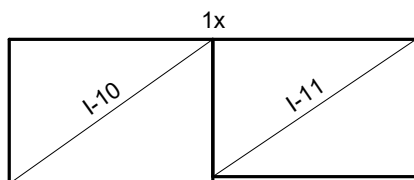
I-6 360 x 215



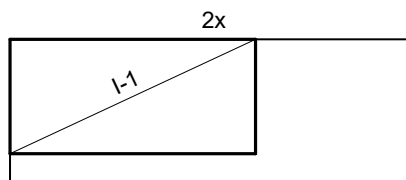
I-6 360 x 215



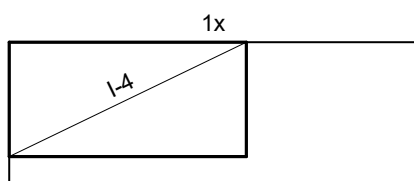
I-3 362 x 207



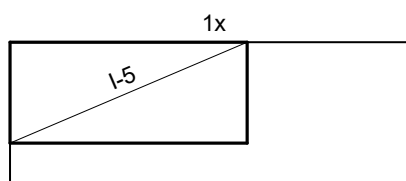
I-10 300 x 215
I-11 300 x 204



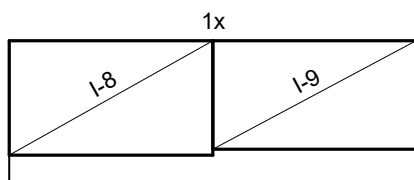
I-1 362 x 170



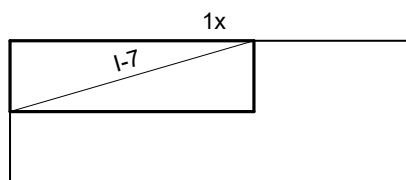
I-4 350 x 170



I-5 350 x 150

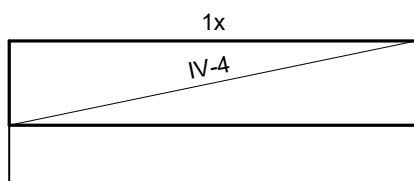


I-8 300 x 170
I-9 300 x 161

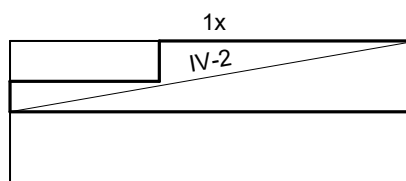


I-7 360 x 105

Q-524 (600 cm x 215 cm)

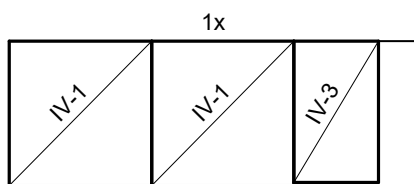


IV-4 600 x 125

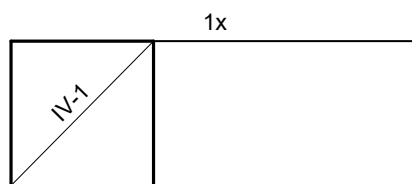


IV-2 600 x 105

Mreže - plan rezanja



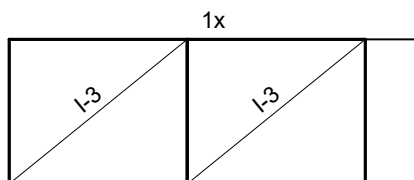
IV-1 210 x 215
IV-1 210 x 215
IV-3 210 x 125



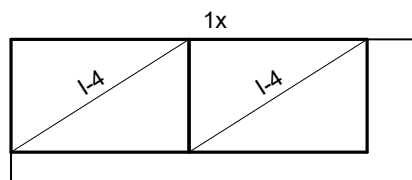
IV-1 210 x 215

ploča na koti 12.15

Q-335 (600 cm x 215 cm)

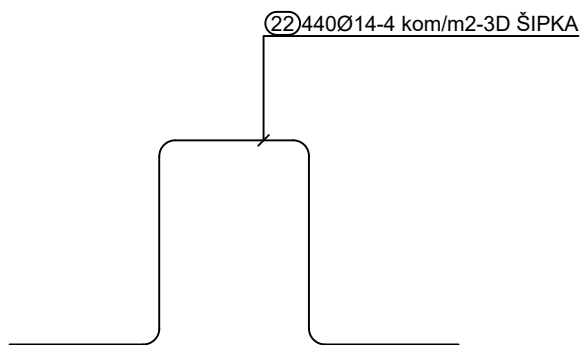
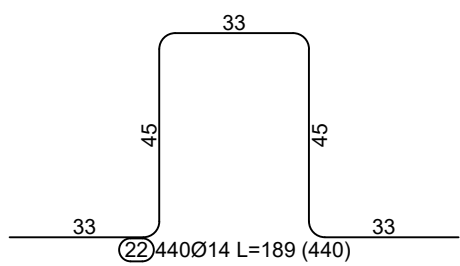
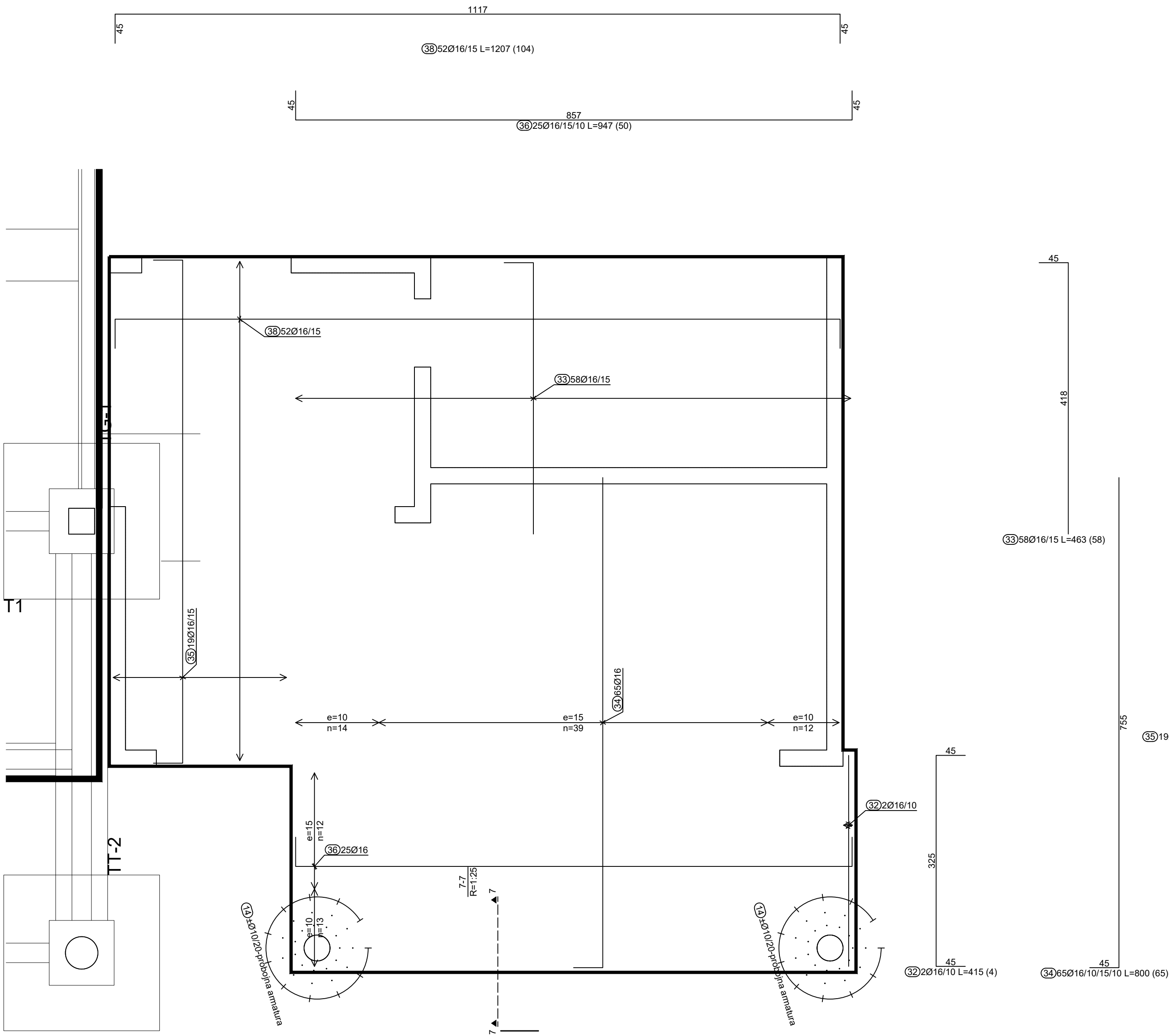


I-3 263 x 215
I-3 263 x 215



I-4 263 x 168
I-4 263 x 168

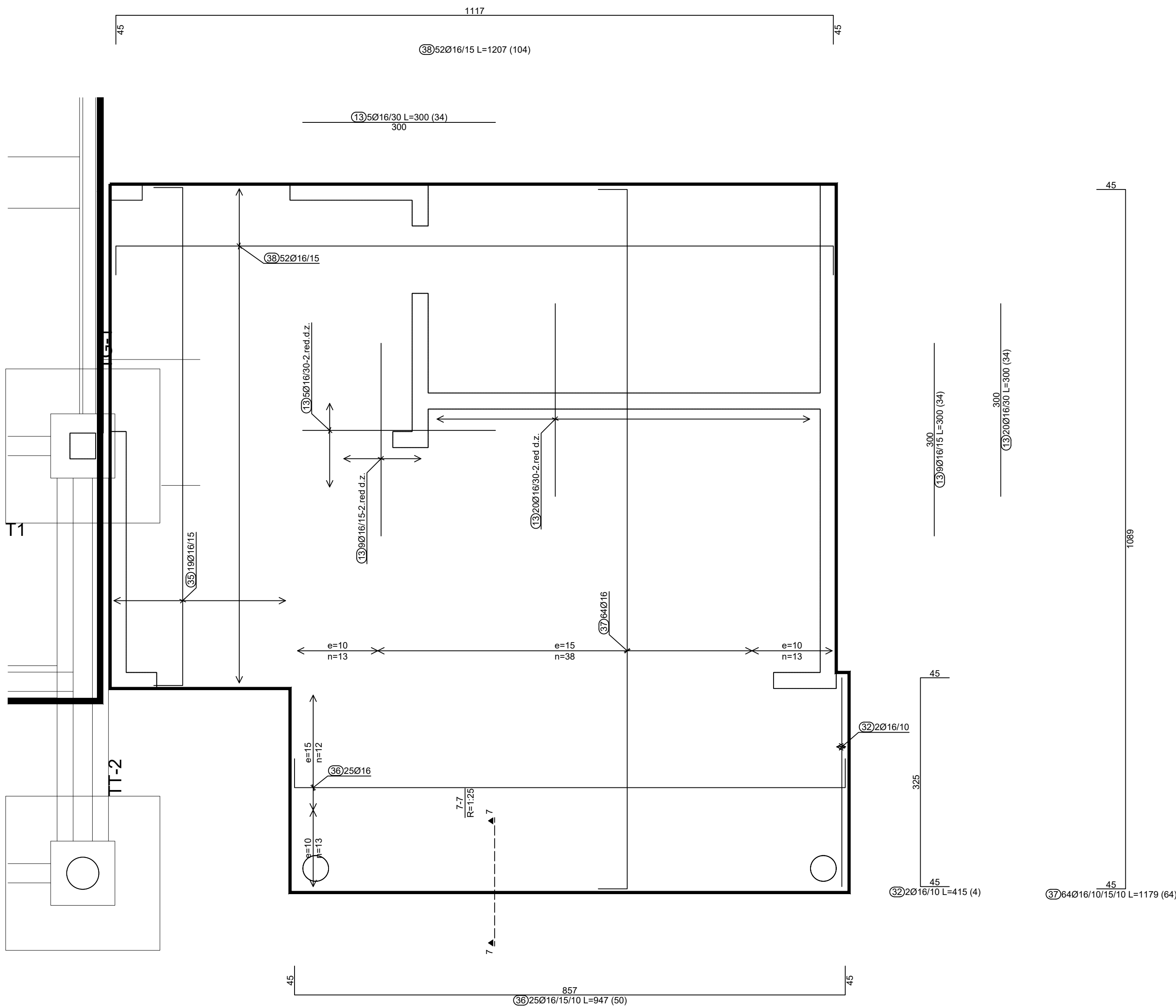
Armatura temelja-gornja zona



- *NAPOMENE:
- Zaštitni slojevi temeljna ploča :4,5 cm
 - Zaštitni slojevi podne ploče :gore 3,5 cm, dolje 4,5 cm
 - Zaštitni slojevi kraka stepenica - donja zona 2,5cm, gornja 2,5 cm
 - Zaštitni slojevi stropnih ploča - donja zona 2,5cm, gornja 2,5 cm
 - Zaštitni slojevi nadtemeljnih zidova - 4,0 cm
 - Zaštitni slojevi zidova - 2,5 cm
 - Svi preklopi mreža d=45 cm
 - Jahače prilagoditi tehnologiji izvođitelja. Ugraditi 4,0 kom/m2 ploče
 - Distancere prilagoditi tehnologiji izvođitelja. Ugraditi 2,0 kom/m2 zida
 - Mreže oko otvora rezati na licu mjesta
 - Veza nacrta 1-11 (svi nacrti su međusobno povezani)
 - Armatura šipke B500B,mreže B500A
 - Klase betona:
 - a)temeljna konstrukcija C30/37
 - b) AB zidovi C25/30
 - c)stropne ploče C25/30
 - + - armatura u obje zone ploče i grede te oba lica zida

1.red - gornja zona
1.red - donja zona
SMJER POLAGANJA ARMATURE
2.red - gornja zona
2.red - donja zona

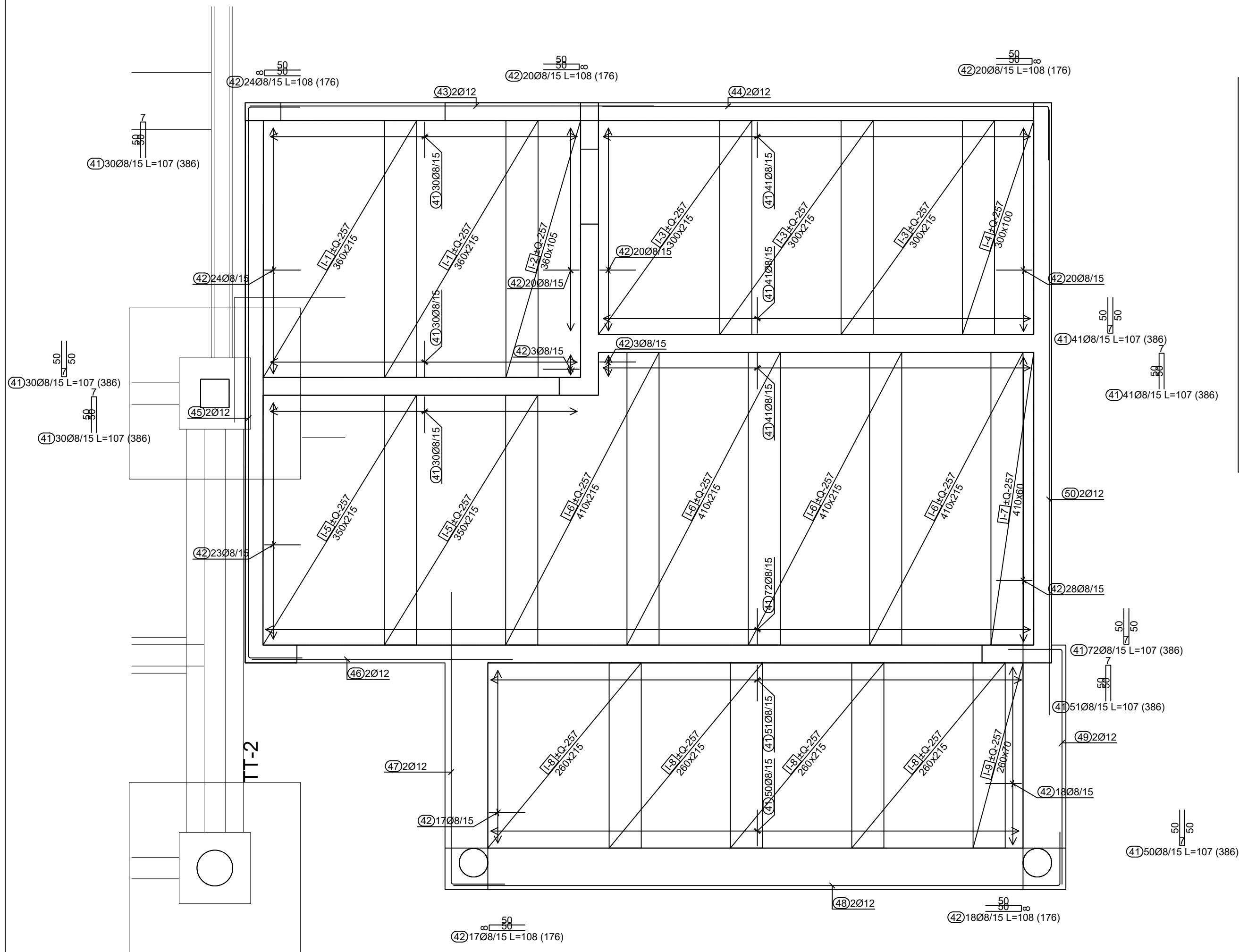
Armatura temelja-donja zona



INVESTITOR:	GIMNAZIJA I STRUKOVNA ŠKOLA JURJA ŠETALIŠTE PAZINSKE GIMNAZIJE 11, PAZIN	Nacrte izradio:	Vedran Kobalić,dipi.ing.građ.
GRADEVINA:	GIMNAZIJA I STRUKOVNA ŠKOLA JURJA DOBRILE PAZIN ŠETALIŠTE PAZINSKE GIMNAZIJE 11, PAZIN K.C.1838 K.O. PAZIN	Projektant konstrukcije:	Daniyel Simonetti,dipi.ing.građ.
PROJEKT:	IZVEDBENI PROJEKT-NACRTI ARMATURE		
SADRŽAJ:	ARMATURA TEMELJNE PLOČE		
BROJ LISTA:	1		
DATUM:	svibanj,2025.	MJERILO:	1:50

STATUMEN GRADNJA d.o.o. Stolačka 21 , Zagreb
GRADNJE , PROJEKTIRANJE I NADZOR

Armatura podne ploče i bona armatura temeljne ploče

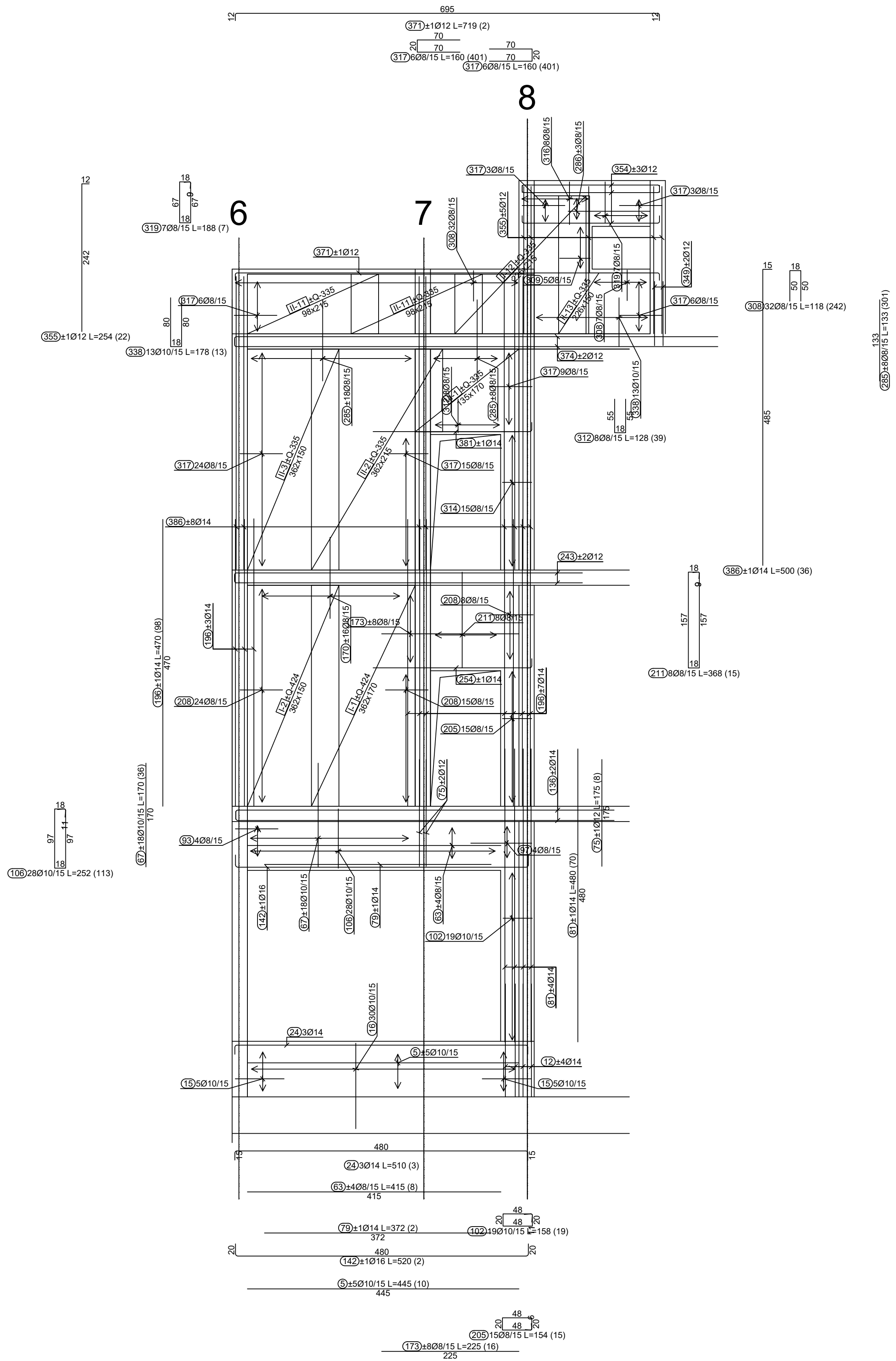


- *NAPOMENE:
- Zaštitni slojevi temeljna ploča :4,5 cm
 - Zaštitni slojevi podne ploče :gore 3,5 cm, dolje 4,5 cm
 - Zaštitni slojevi kraka stepenica - donja zona 2,5cm, gornja 2,5 cm
 - Zaštitni slojevi stropnih ploča - donja zona 2,5cm, gornja 2,5 cm
 - Zaštitni slojevi nadtemeljnih zidova - 4,0 cm
 - Zaštitni slojevi zidova - 2,5 cm
 - Svi preklopi mreža d=45 cm
 - Jahače prilagoditi tehnologiji izvođitelja. Ugraditi 4,0 kom/m2 ploče
 - Distancere prilagoditi tehnologiji izvođitelja. Ugraditi 2,0 kom/m2 zida
 - Mreže oko otvora rezati na licu mjesta
 - Veza nacrta 1-11 (svi nacrti su međusobno povezani)
 - Armatura šipke B500B,mreže B500A
 - Klase betona:
 - a)temeljna konstrukcija C30/37
 - b) AB zidovi C25/30
 - c)stropne ploče C25/30
 - + - armatura u obje zone ploče i grede te oba lica zida

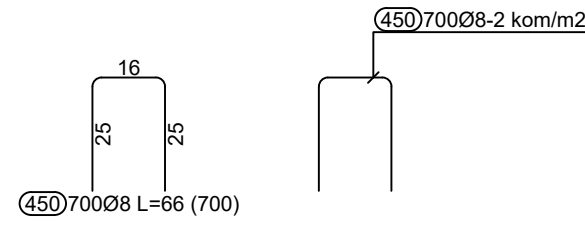
INVESTITOR:	GIMNAZIJA I STRUKOVNA ŠKOLA JURJA ŠETALIŠTE PAZINSKE GIMNAZIJE 11, PAZIN	Nacrte izradio: Vedran Kobašić,dipl.ing.grad.
GRADEVINA:	GIMNAZIJA I STRUKOVNA ŠKOLA JURJA DOBRILE PAZIN ŠETALIŠTE PAZINSKE GIMNAZIJE 11, PAZIN K.Č.1838 K.O. PAZIN	
PROJEKT:	IZVEDBENI PROJEKT-NACRTI ARMATURE	Projektant konstrukcije: Danijel Simonetti,dipl.ing.grad.
SADRŽAJ:	ARMATURA PODNE PLOČE	
BROJ LISTA:	2	
DATUM:	svibanj,2025.	
MJERILO:		1:50

STATUMEN GRADNJA d.o.o. Stolačka 21 , Zagreb
GRAĐENJE , PROJEKTIRANJE I NADZOR

ZID U OSI M



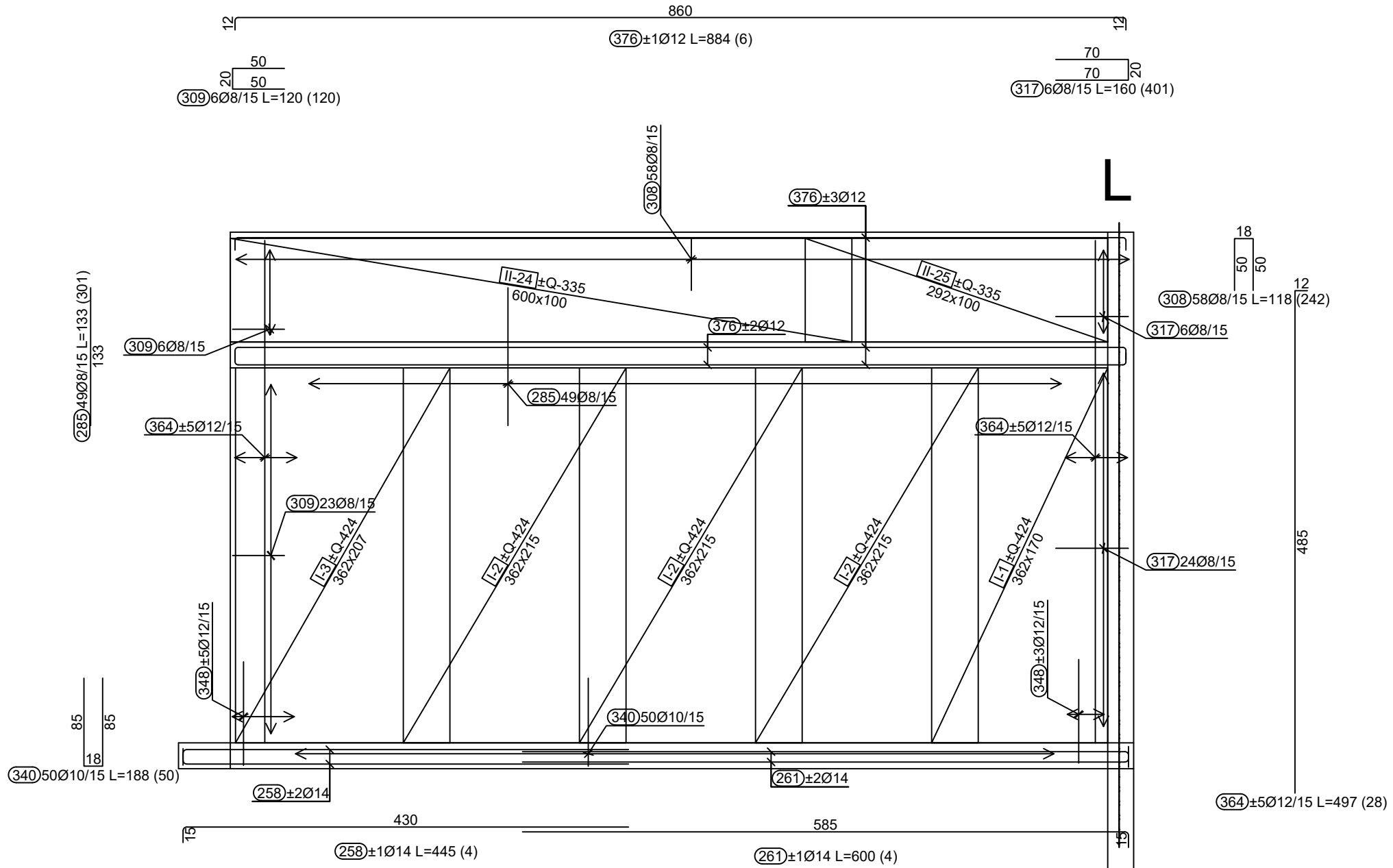
distanceri za $d=25$ cm



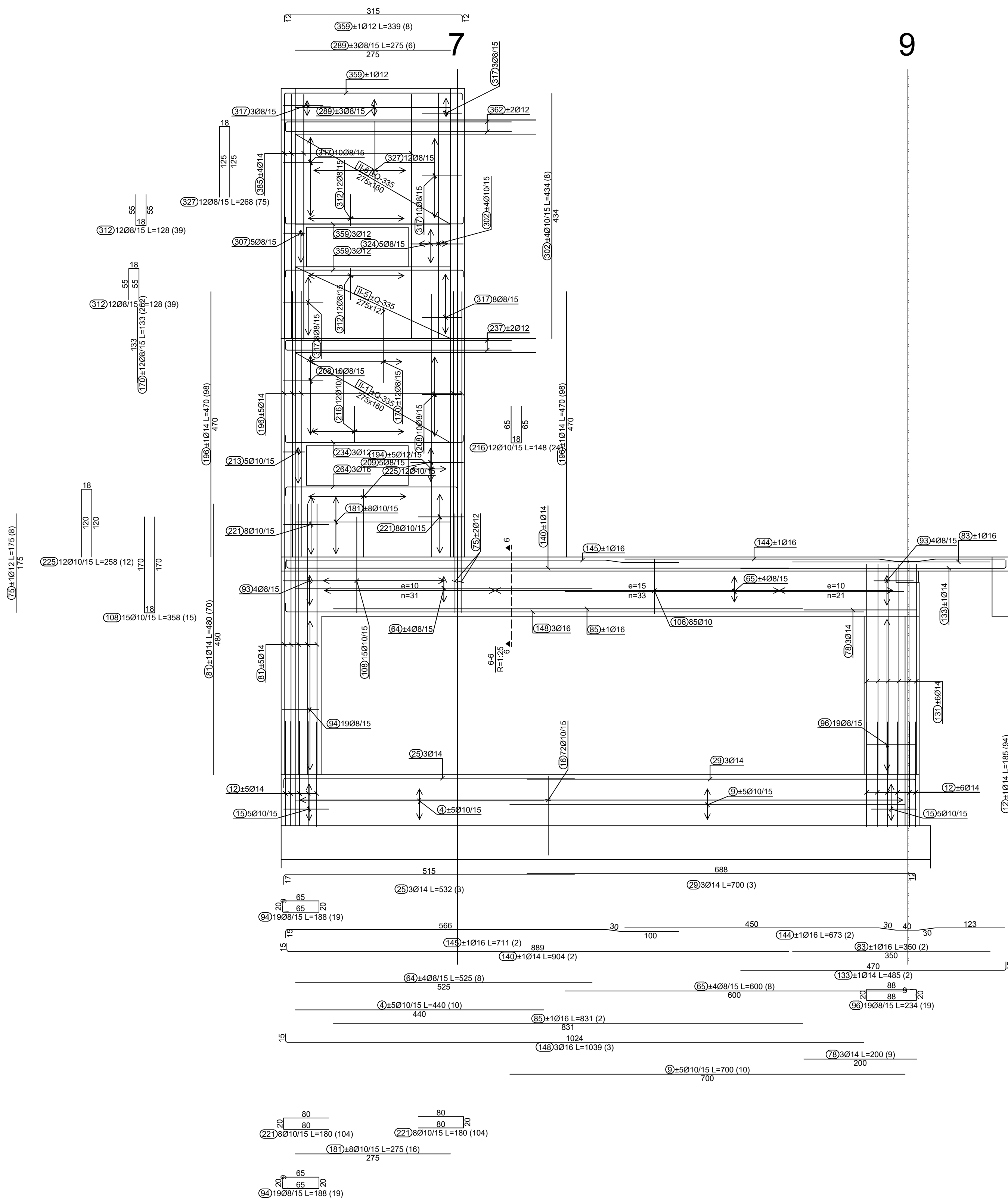
NAPOMENE:

- Zaštitni slojevi temeljna ploča :4,5 cm
- Zaštitni slojevi podne ploče :gore 3,5 cm, dolje 4,5 cm
- Zaštitni slojevi krasa stepenica - donja zona 2,5cm, gornja 2,5 cm
- Zaštitni slojevi stinskih ploča - donja zona 2,5cm, gornja 2,5 cm
- Zaštitni slojevi nadstropnih zidova :4,5 cm
- Zaštitni slojevi zidova : 2,5 cm
- Sv. prekopi mrazu d=45 cm
- Jahače prilagođati tehnologiji izvođenja. Ugraditi 4,0 kom/m² ploče
- Distancere prilagođiti tehnologiji izvođenja. Ugraditi 2,0 kom/m² ploče
- Mreže oko otvora rezaži na licu miješta
- Vreze nacrta 1:1 (svi nacrati su međusobno povezani)
- Armatura sloja B500B, mreže B500A
 - Klasa betona: a)temeljna konstrukcija C30/37
 - b) AB zidovi C25/30
- c)stropne ploče C25/30
 - armatura u obje zone ploče i grede te oba lica zida

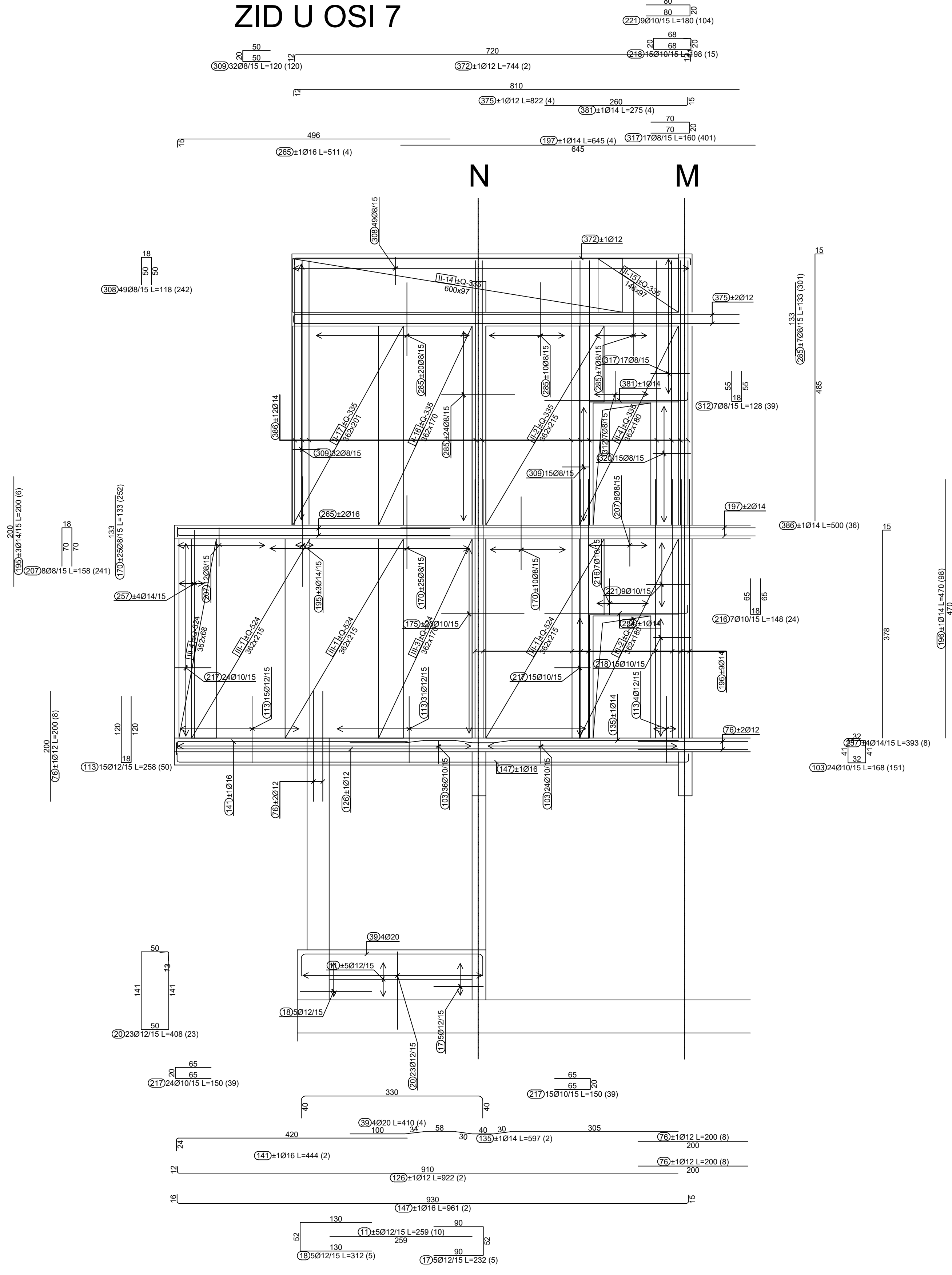
ZID U OSI 10



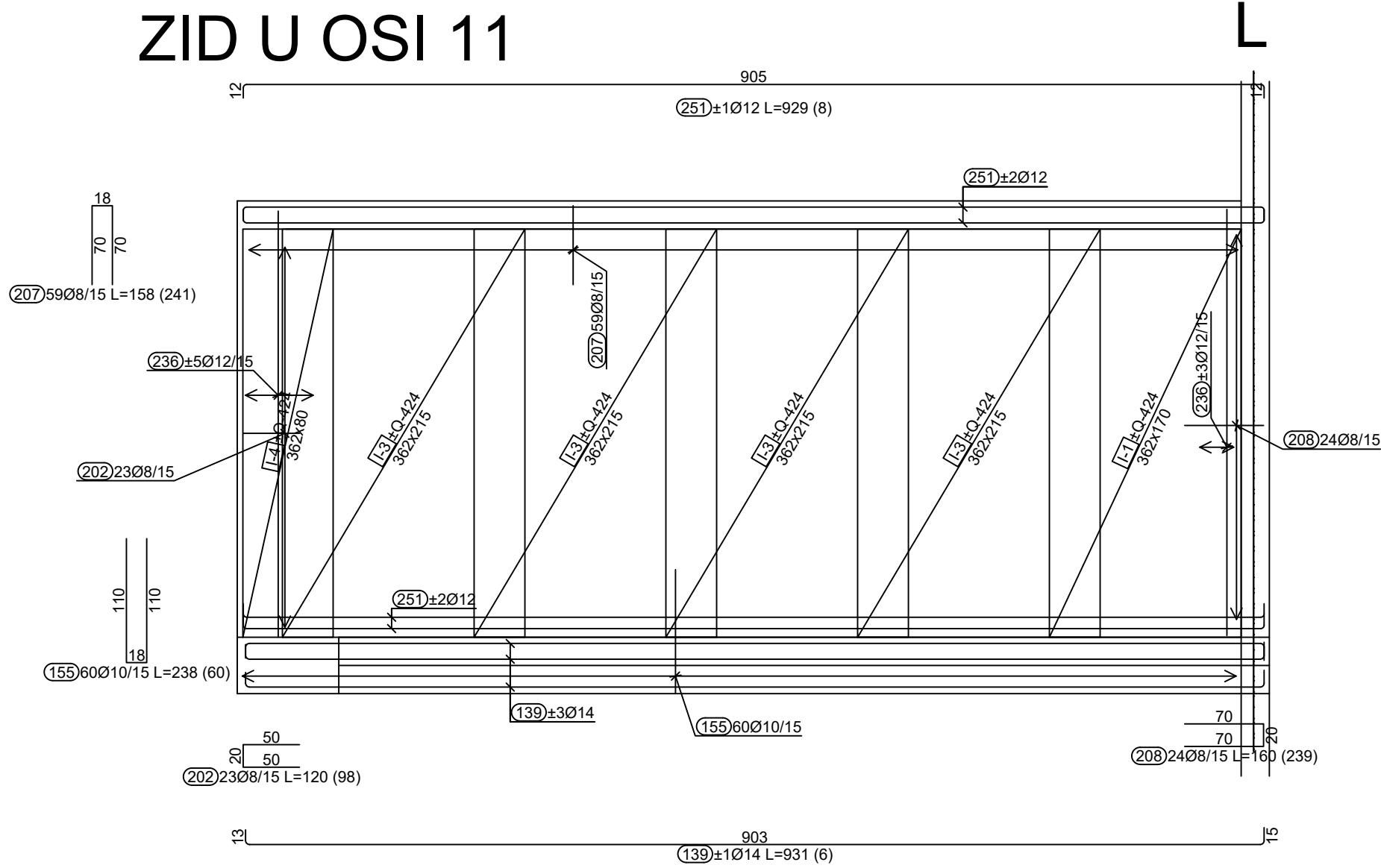
ZID U OSI N



ZID U OSI 7



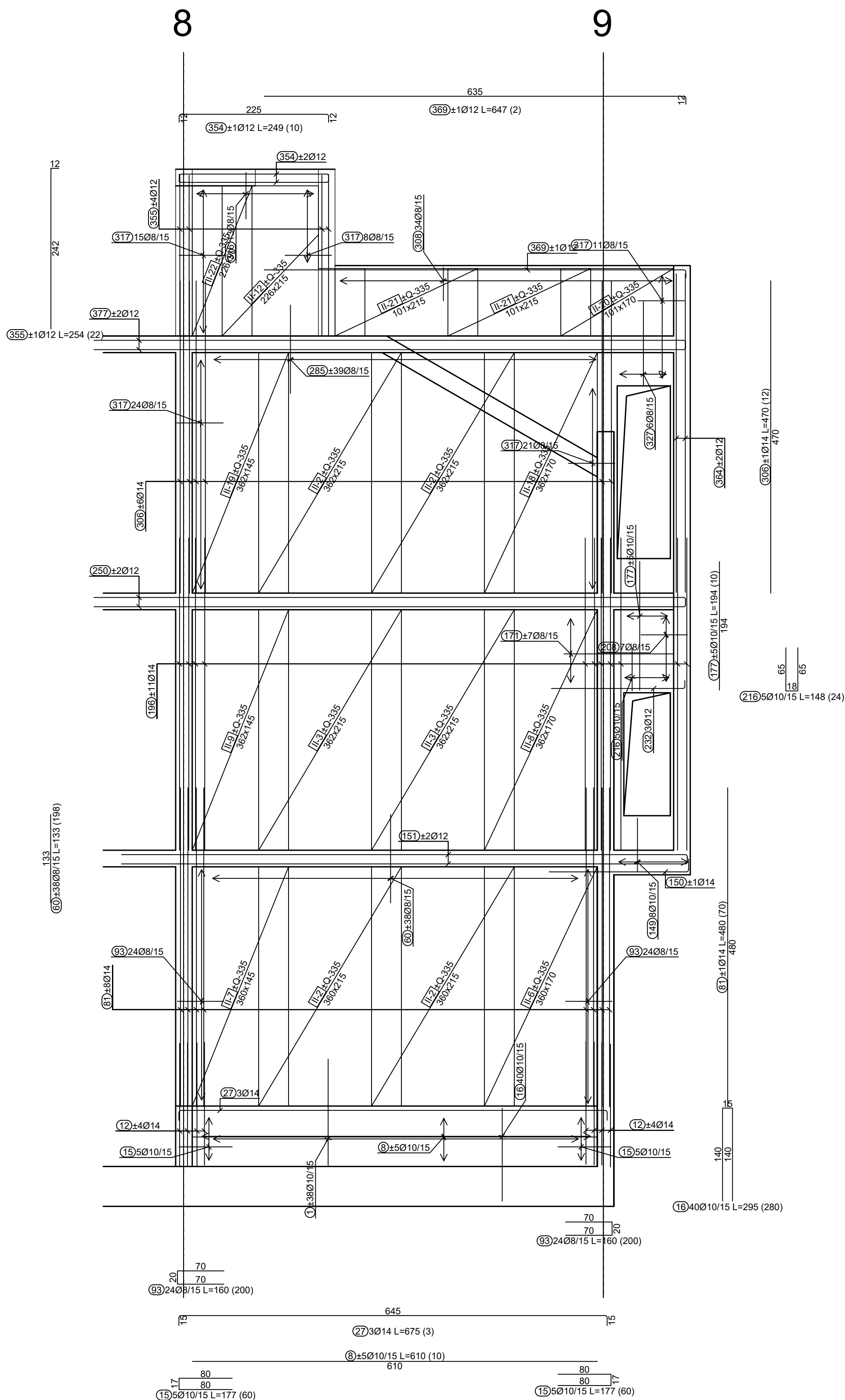
ZID U OSI 11



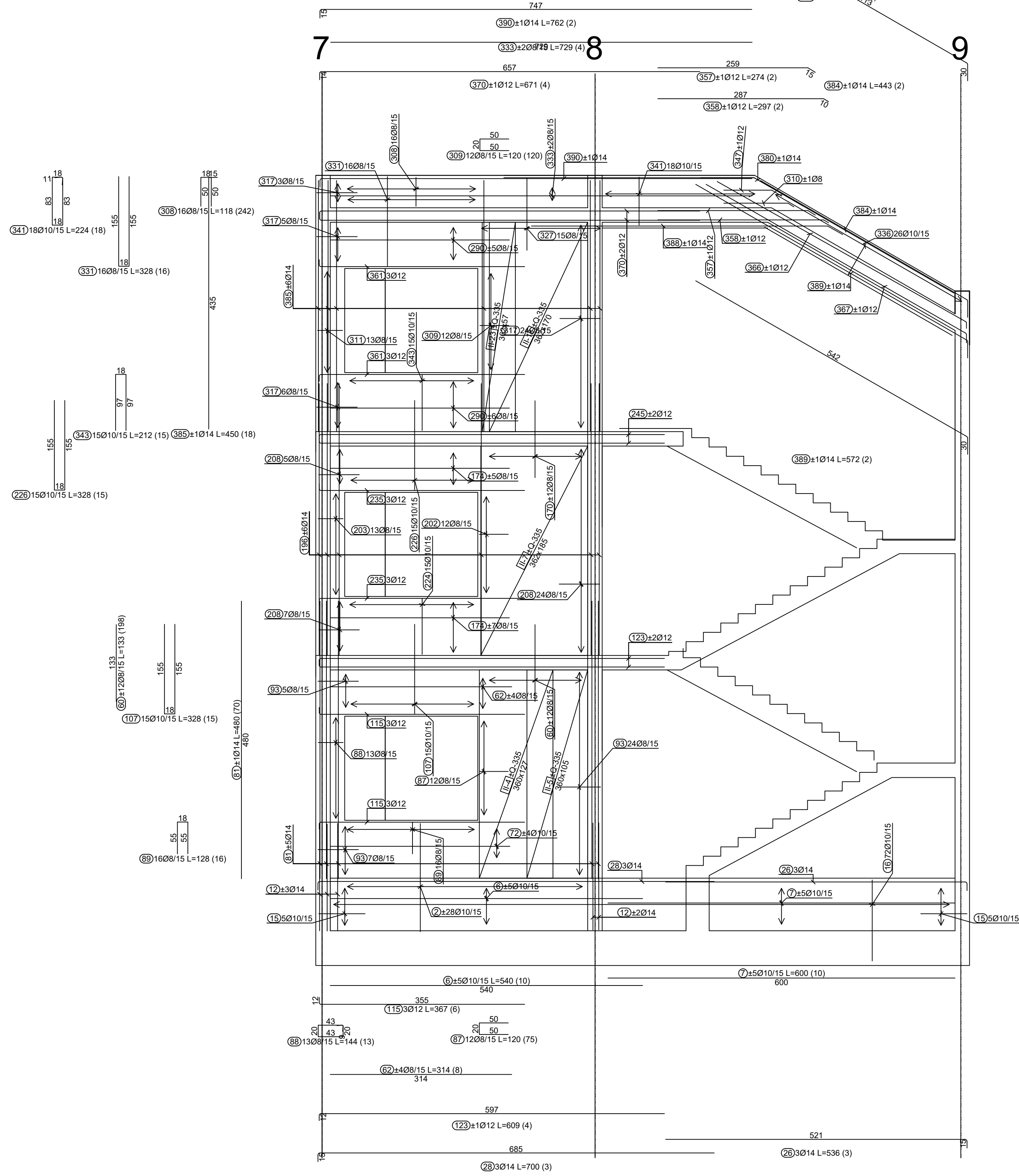
INVESTITOR:	GIMNAZIJA I STRUKOVNA ŠKOLA JURJA ŠETALISTE PIZANSKE GIMNAZIJE 11, PIZAN		Nacrtje izradio:	Vedran Kobalac, dipl. ing. grad.
GRAĐEVINA:	GIMNAZIJA I STRUKOVNA ŠKOLA JURJA DORRLE PIZAN ŠETALISTE PIZANSKE GIMNAZIJE 11, PIZAN K.C. 1338 K.O. PIZAN			
PROJEKT:	IZVEDBENI PROJEKT-NACRTI ARMATURE		Projektant konstrukcije:	Danijel Demirović, dipl. ing. grad.
SADRŽAJ:	ARMATURA ŽIDOVA			
BROJ LISTA:	3			
DATUM:	svibanj 2025.	MJERILO:	1:50	

STATUMEN GRADNJA d.o.o. Stolačka 21, Zagreb
GRADENJE, PROJEKTIRANJE I NADZOR

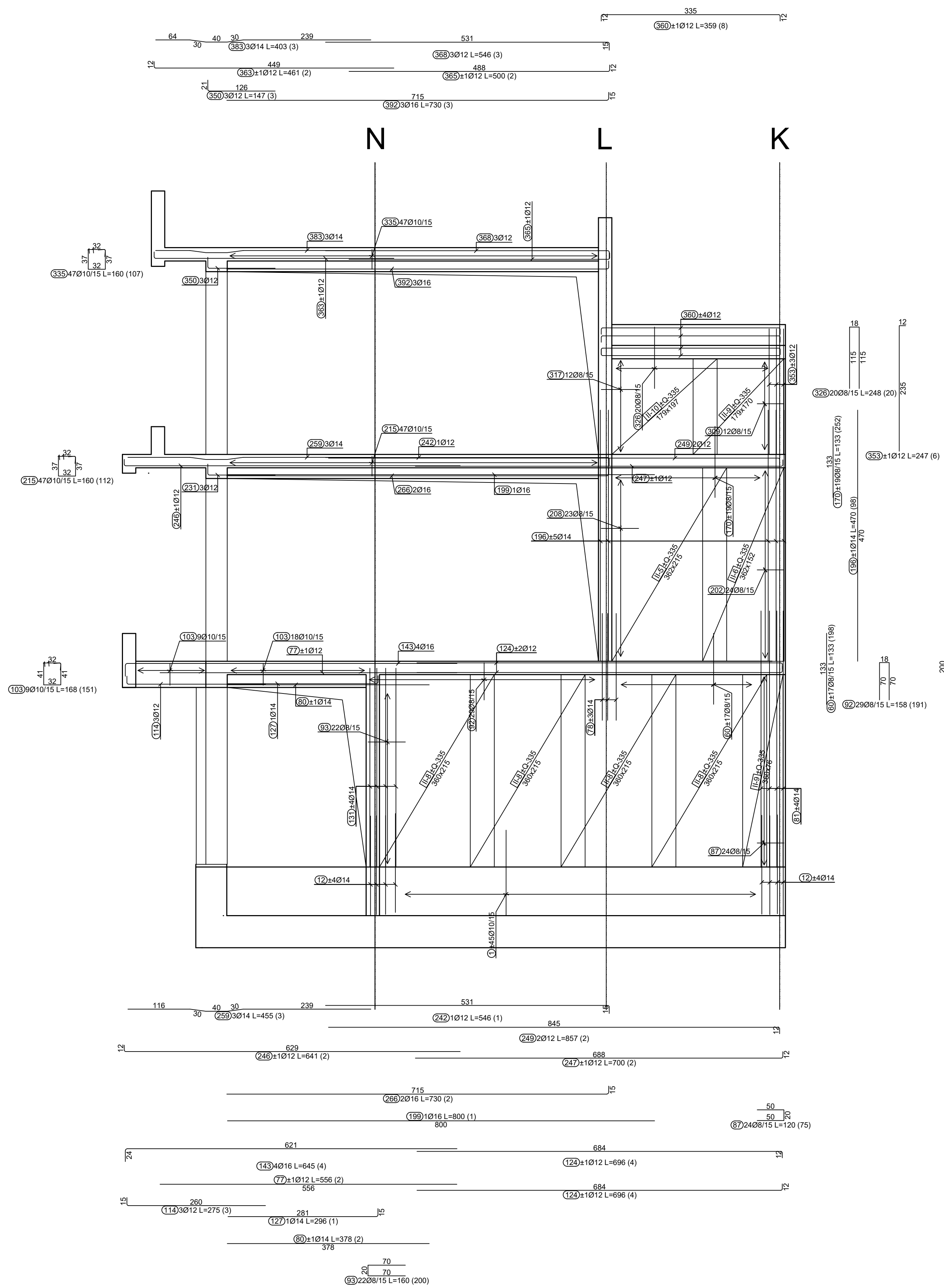
ZID U OSI L



ZID U OSI K



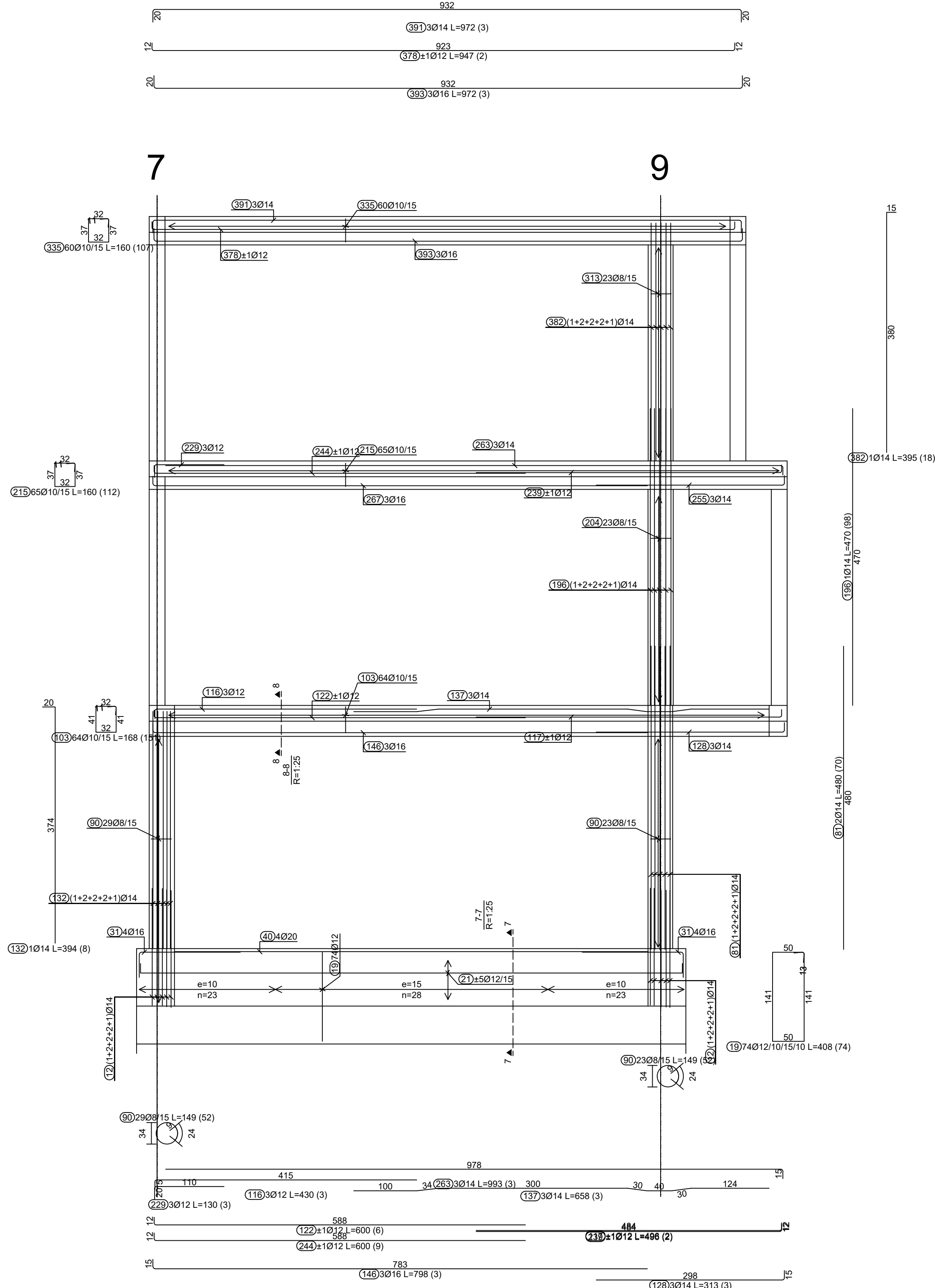
ZID U OSI 9



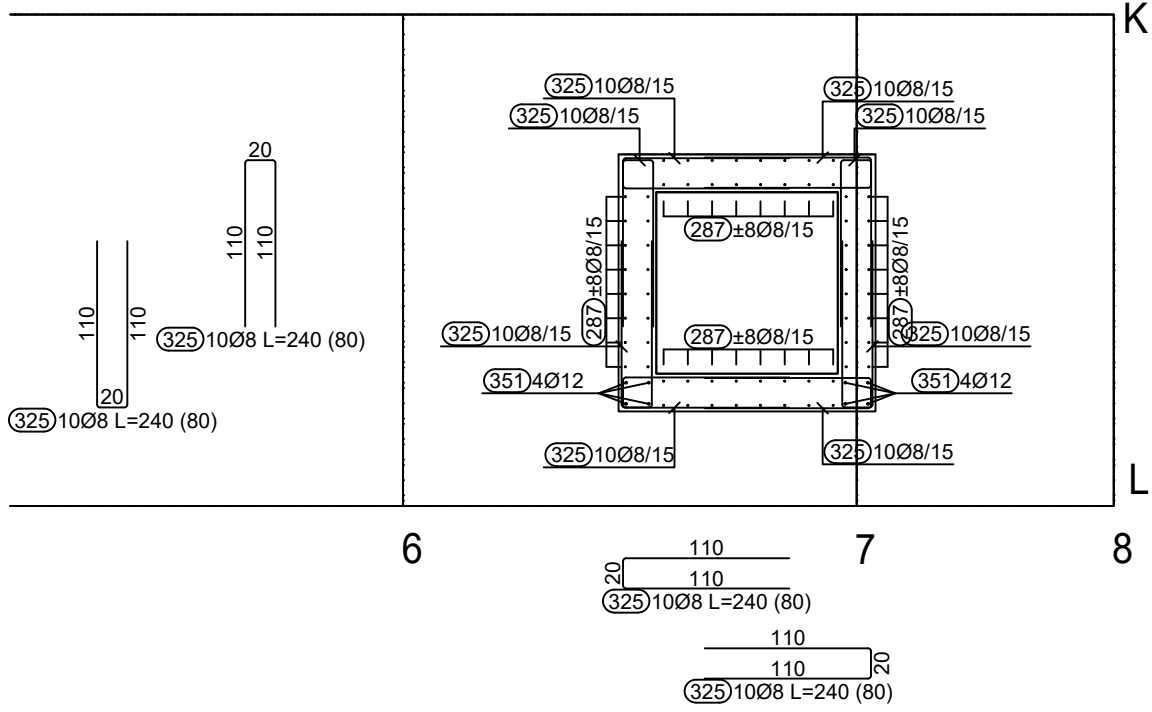
*NAPOMENE:
-Zaštitni slojevi temeljna ploča -4,5 cm
-Zaštitni slojevi podne ploče -gore 3,5 cm, dolje 4,5 cm
-Zaštitni slojevi kraka stepenica - donja zona 2,5cm, gornja 2,5 cm
-Zaštitni slojevi stropnih ploča - donja zona 2,5cm, gornja 2,5 cm
-Zaštitni slojevi nadtemeljnih zidova - 4,0 cm
-Zaštitni slojevi zidova - 2,5 cm
-Svi preklopi mreža d=45 cm
-Jahače prilagoditi tehnologiji izvođitelja. Ugraditi 4,0 kom/m2 ploče
-Distancere prilagoditi tehnologiji izvođitelja. Ugraditi 2,0 kom/m2 zida
-Mreže oko otvora rezati na licu mjesta
-Veza nacrti 1-11 (svi nacrti su međusobno povezani)
-Armatura šipke B500B,mreže B500A
-Klase betona:
a)temeljna konstrukcija C30/37
b) AB zidovi C25/30
c)stropne ploče C25/30
*- armatura u obje zone ploče i grede te oba lica zida

INVESTITOR:	GINNAZIJA I STRUKOVNA SKOLA JURJA SETALISTE PAZINSKE GIMNAZIJE 11, PAZIN	Nacrtio izradio:	Vedran Kraljicki,dip.ing.prost.
GRAĐEVINA:	GINNAZIJA I STRUKOVNA SKOLA JURJA SETALISTE PAZIN SETALISTE PAZINSKE GIMNAZIJE 11, PAZIN K.C.1808 K.O. PAZIN	Projektant konstrukcije:	Dejvid Šimoveti,dip.ing.prost.
PROJEKT:	IZVEDBENI PROJEKT-NACRTI ARMATURE		
SADRŽAJ:	ARMATURA ZIDOVA		
BROJ LISTA:	4		
DATUM:	svibanj 2025.	MJERIL:	1:50

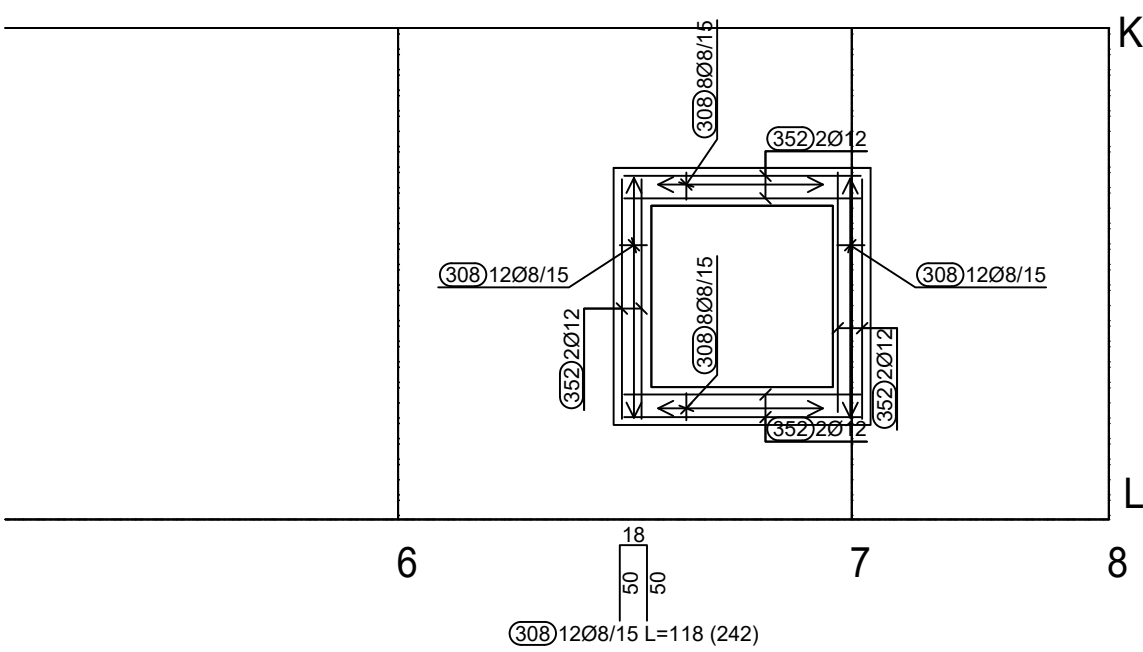
ZID U OSI O



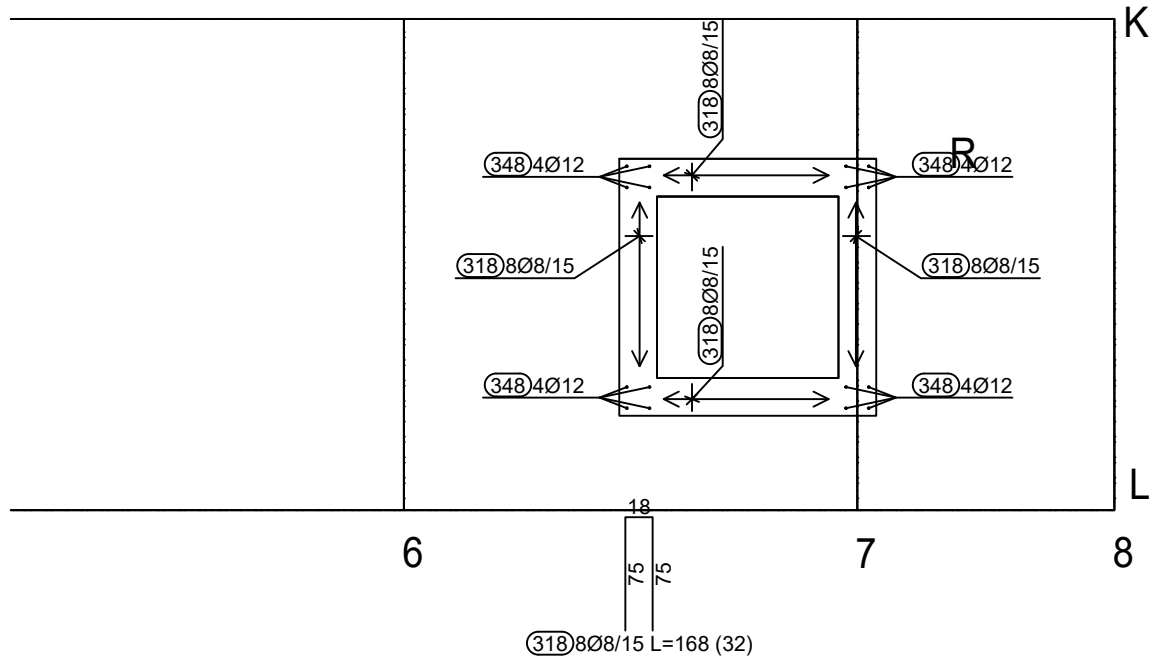
armatura zidova iznad 2.kata



ankeri za vrhove zidove iznad 2.kata

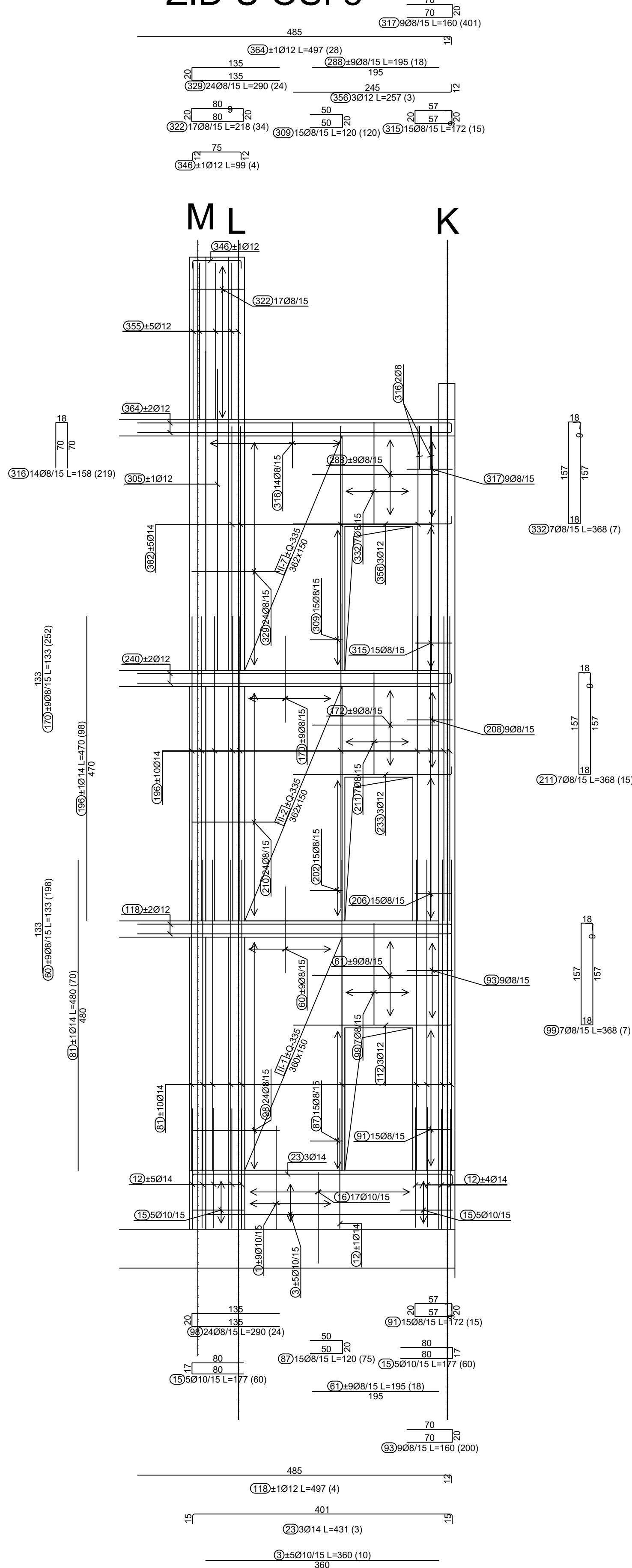


ankeri za zidove iznad 2.kata

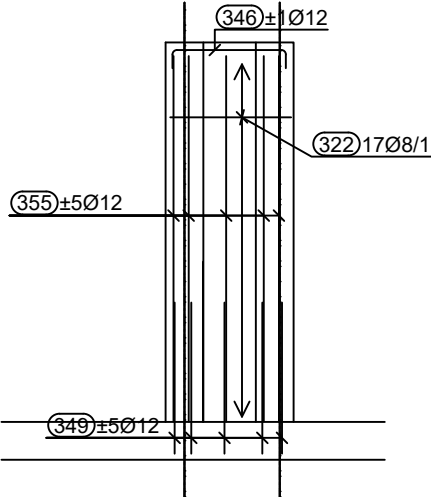


*NAPOMENE:
-Zaštitni slojevi temeljna ploča 4,5 cm
-Zaštitni slojevi podne ploče gore 3,5 cm, dolje 4,5 cm
-Zaštitni slojevi kraka stepenica - donja zona 2,5cm, gornja 2,5 cm
-Zaštitni slojevi stropnih ploča - donja zona 2,5cm, gornja 2,5 cm
-Zaštitni slojevi nadtemeljnih zidova - 4,0 cm
-Zaštitni slojevi zidova - 2,5 cm
-Svi preklopi mreža d=45 cm
-Jahače prilagoditi tehnologiji izvođitelja. Ugraditi 4,0 kom/m2 ploče
-Distancere prilagoditi tehnologiji izvođitelja. Ugraditi 2,0 kom/m2 zida
-Mreže oko otvora rezati na licu mjesta
-Veza nacrti 1-11 (svi nacrti su međusobno povezani)
-Armatura šipke B500B,mreža B500A
-Klase betona:
a)temeljna konstrukcija C30/37
b) AB zidovi C25/30
c)stropne ploče C25/30
+- armatura u obje zone ploče i grede te oba lica zida

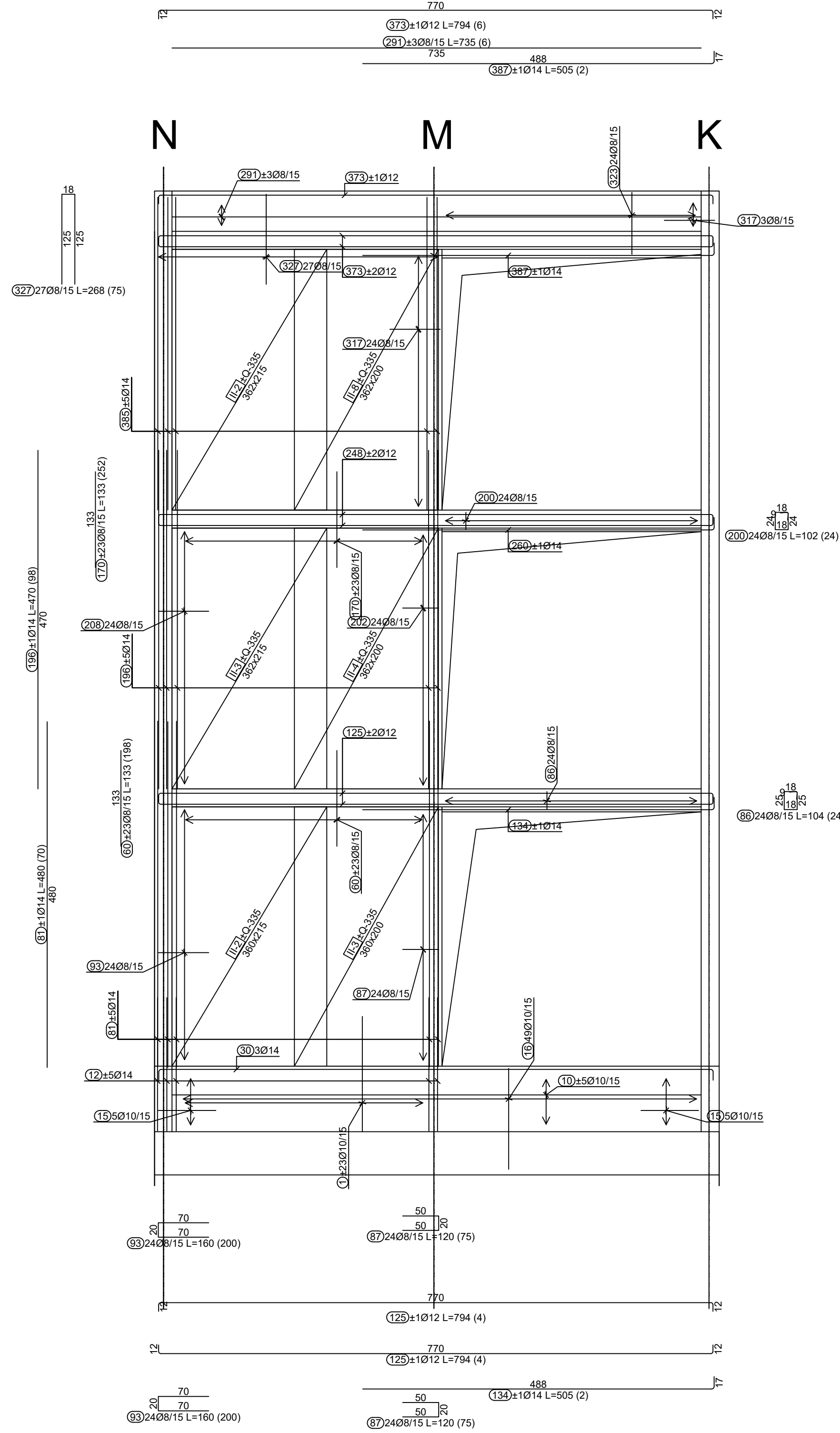
ZID U OSI 8



M L

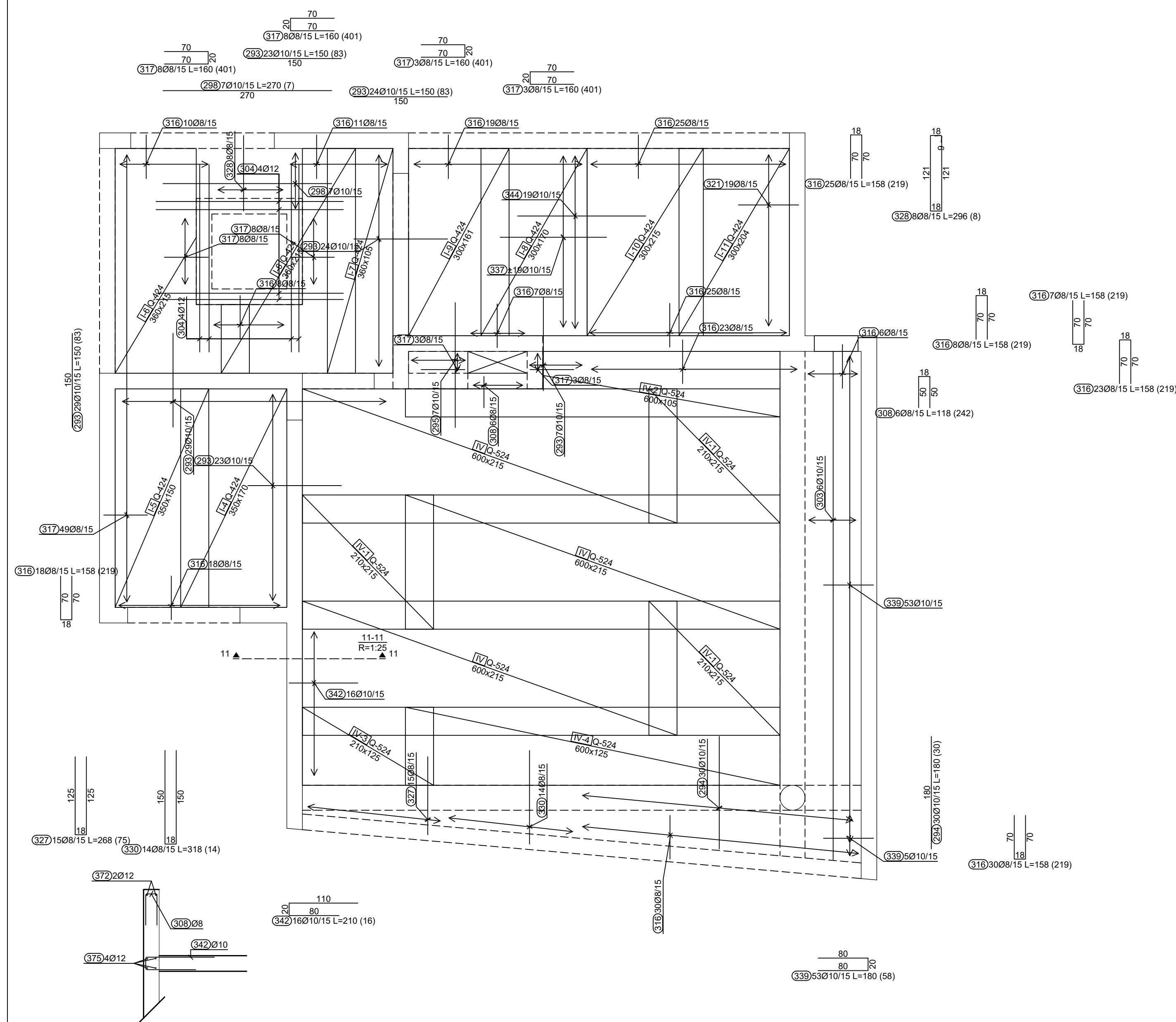


ZID U OSI 6

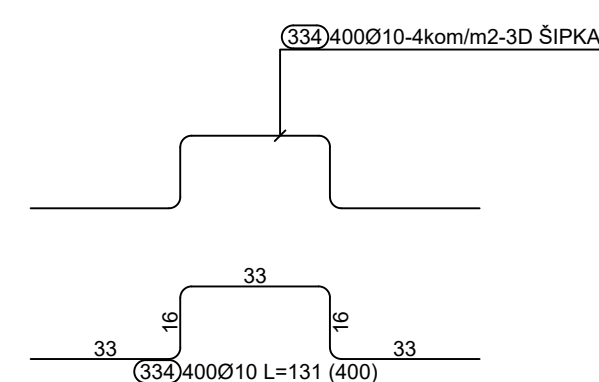


INVESTITOR:	GINNAZIJA I STRUKOVNA SKOLA JUJULA SETALISTE PAZINSKE GIMNAZIJE 11, PAZIN	Nacrtio izradio:	Vedran Kraljicki,dip.ing.grad.
GRAĐEVINA:	GINNAZIJA I STRUKOVNA SKOLA JUJULA POSREDE PZIN SETALISTE PAZINSKE GIMNAZIJE 11, PAZIN K.C.1808 K.O. PAZIN	Projektant konstrukcije:	Danielj Šimunić,dip.ing.grad.
PROJEKT:	IZVEDBENI PROJEKT-NACRTI ARMATURE		
SADRŽAJ:	ARMATURA ZIDOVA		
BROJ LISTA:	5		
DATUM:	svibanj 2025.	MJERIL:	1:50

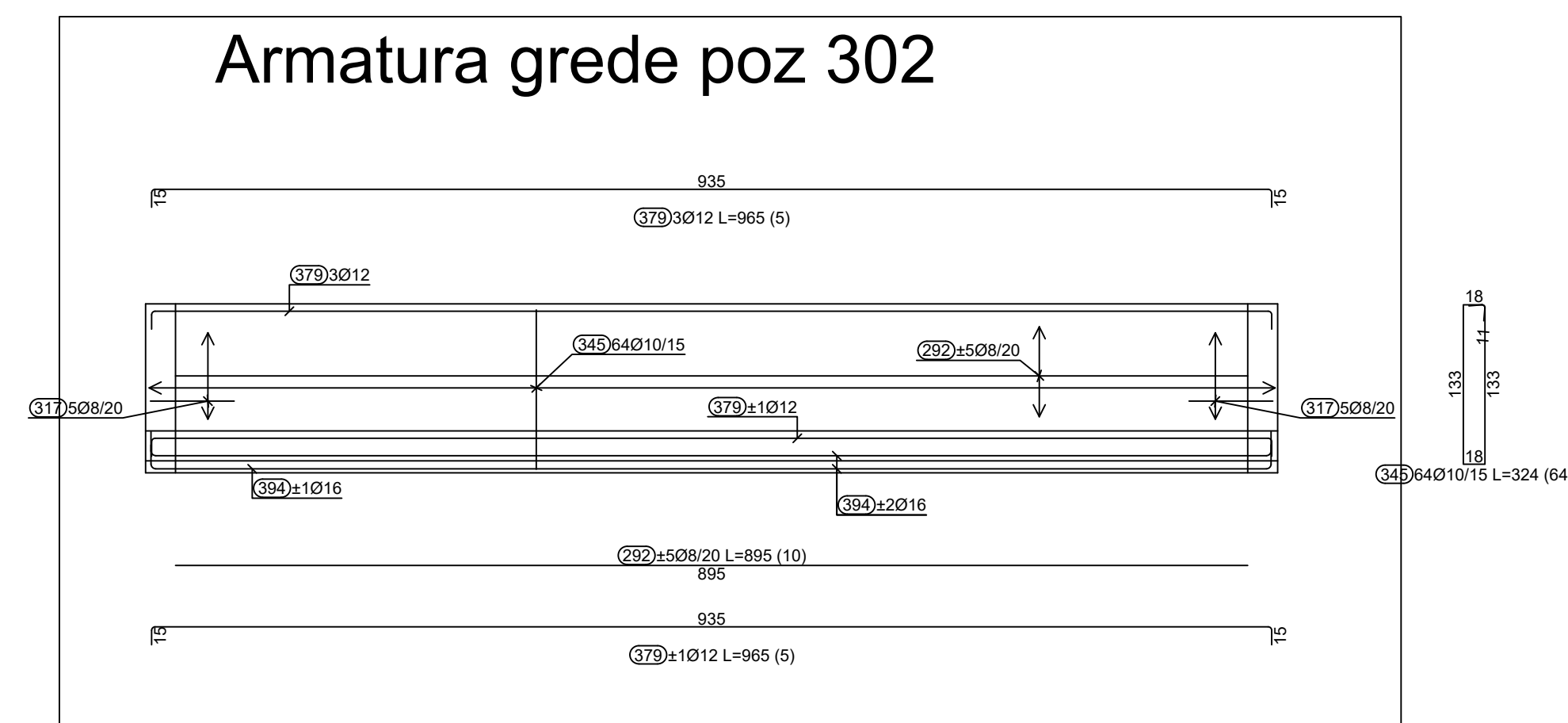
Armatura krovne ploče-donja zona



jahači za $d=25$ cm



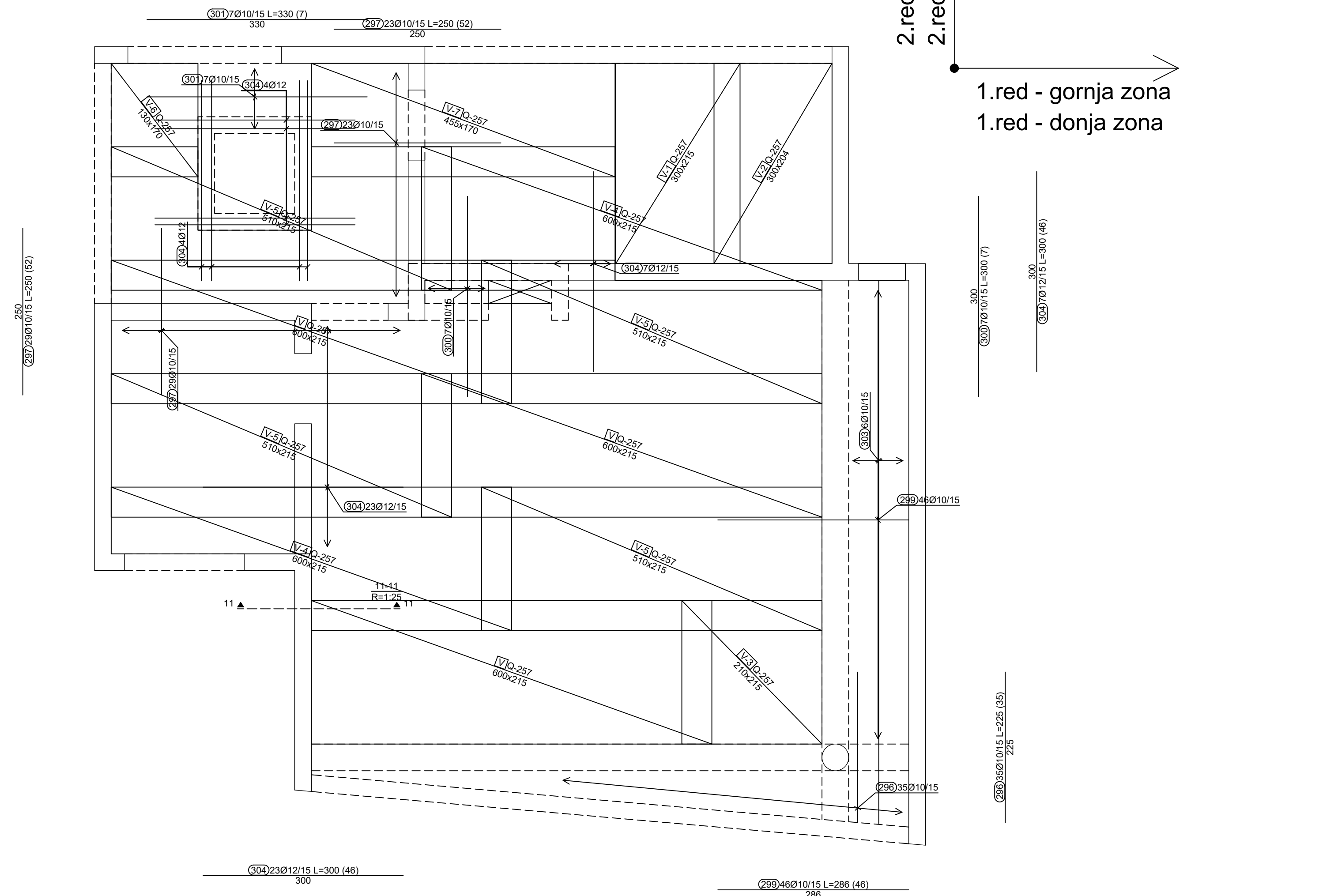
Armatura grede poz 302



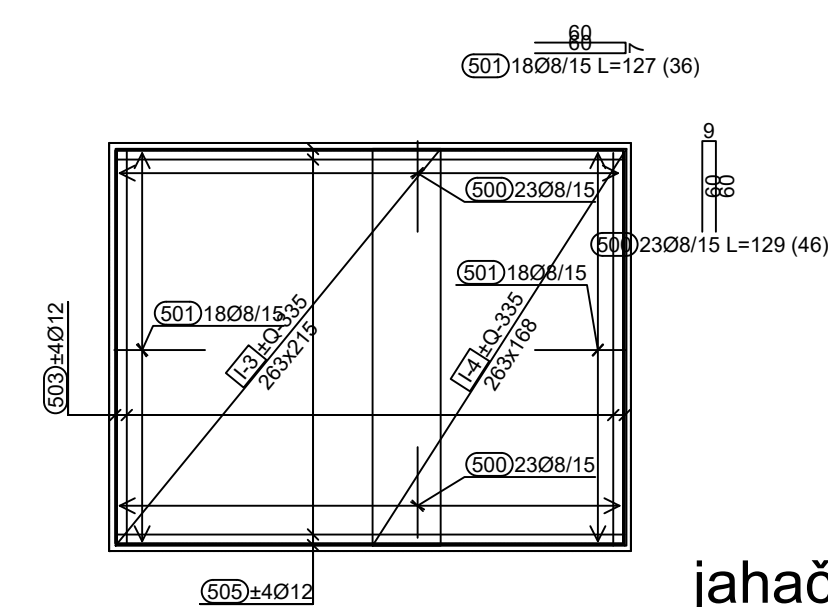
*NAPOMENE:

- Zaštitni slojevi temeljna ploča :4,5 cm
- Zaštitni slojevi podne ploče :gore 3,5 cm, dolje 4,5 cm
- Zaštitni slojevi kraka stepenica - donja zona 2,5cm, gornja 2,5 cm
- Zaštitni slojevi stropnih ploča - donja zona 2,5cm, gornja 2,5 cm
- Zaštitni slojevi nadtemeljnih zidova - 4,0 cm
- Zaštitni slojevi zidova - 2,5 cm
- Svi preklopi mreža d=45 cm
- Jahače prilagoditi tehnologiji izvoditelja. Ugraditi 4,0 kom/m2 ploče
- Distancere prilagoditi tehnologiji izvoditelja. Ugraditi 2,0 kom/km2 zidova
- Mreže oko otvora rezati na lici mjesta
- Veza nacrta 1-11 (svi nacrti su međusobno povezani)
- Armatura šipke B500B,mreže B500A
- Klase betona:
- a) temeljna konstrukcija C30/37
- b) AB zidovi C25/30
- c) stropne ploče C25/30
- armatura u obje zone ploče i grede te oba lica zida

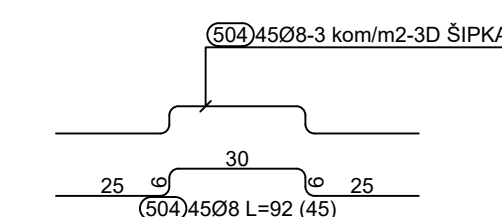
Armatura krovne ploče-gornja zona



armatura ploče na koti +12,15



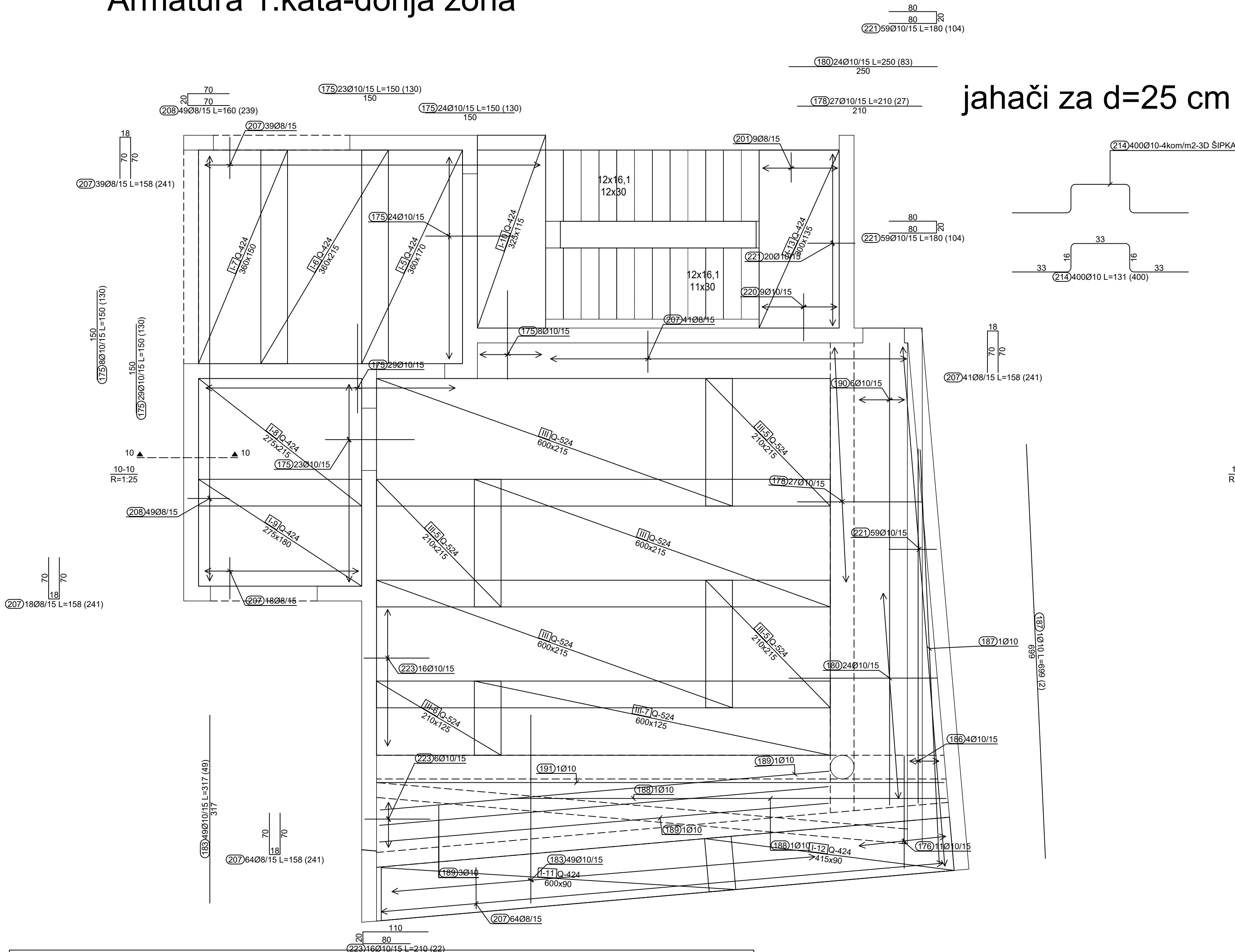
jahači za $d=15$ cm



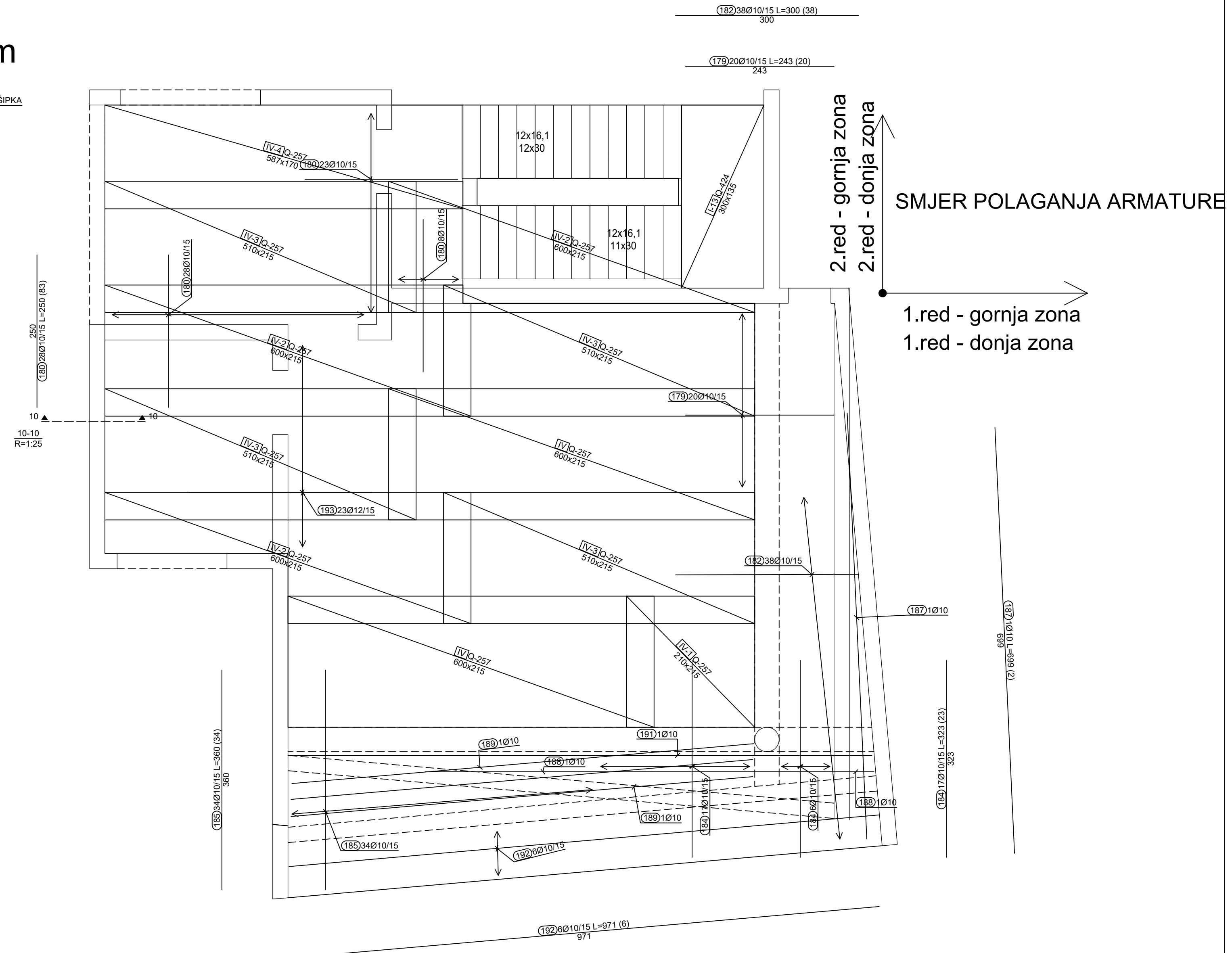
INVESTITOR:	GIMNAZIJA I STRUKOVNA SKOLA JURJA ŠETALIŠTE PAZINSKE GIMNAZIJE 11, PAZIN		Nacrte izradio: Vedran Kobalščič.dpl.i.ng.grad.
GRAĐEVINA:	GIMNAZIJA I STRUKOVNA SKOLA JURJA DOBRILE PAZIN ŠETALIŠTE PAZINSKE GIMNAZIJE 11, PAZIN K.Č. 1838 K.O. PAZIN		
PROJEKT:	IZVEDBENI PROJEKT-NACRTI ARMATURE		
SADRŽAJ:	ARMATURA KROVNE PLOČE		
BROJ LISTA:	6		Projektant konstrukcije: Danijel Smrčetić.dpl.i.ng.grad.
DATUM:	svibanj, 2025.	MJERILO: 1:50	

STATUMEN GRADNJA d.o.o. Stolačka 21, Zagreb
 GRAĐENJE, PROJEKTIRANJE I NADZOR

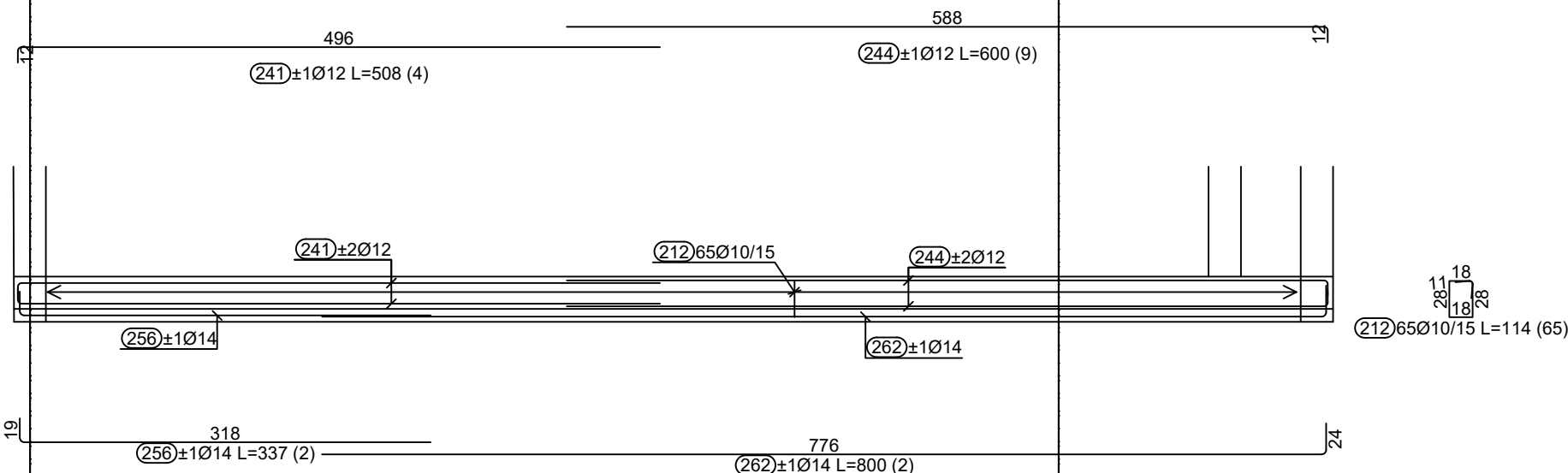
Armatura 1.kata-donja zona



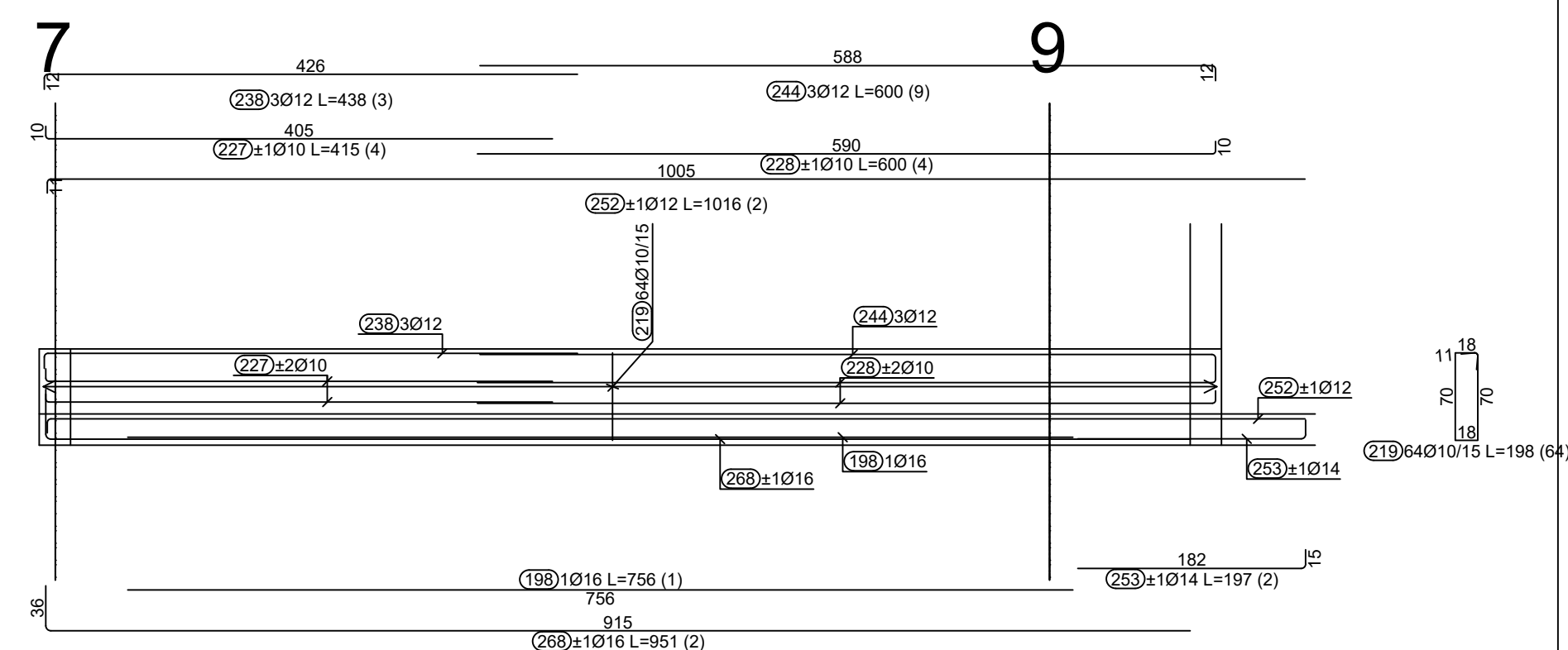
Armatura 1.kata-gornja zona



7 Armatura grede poz 202 9



Armatura grede poz 203

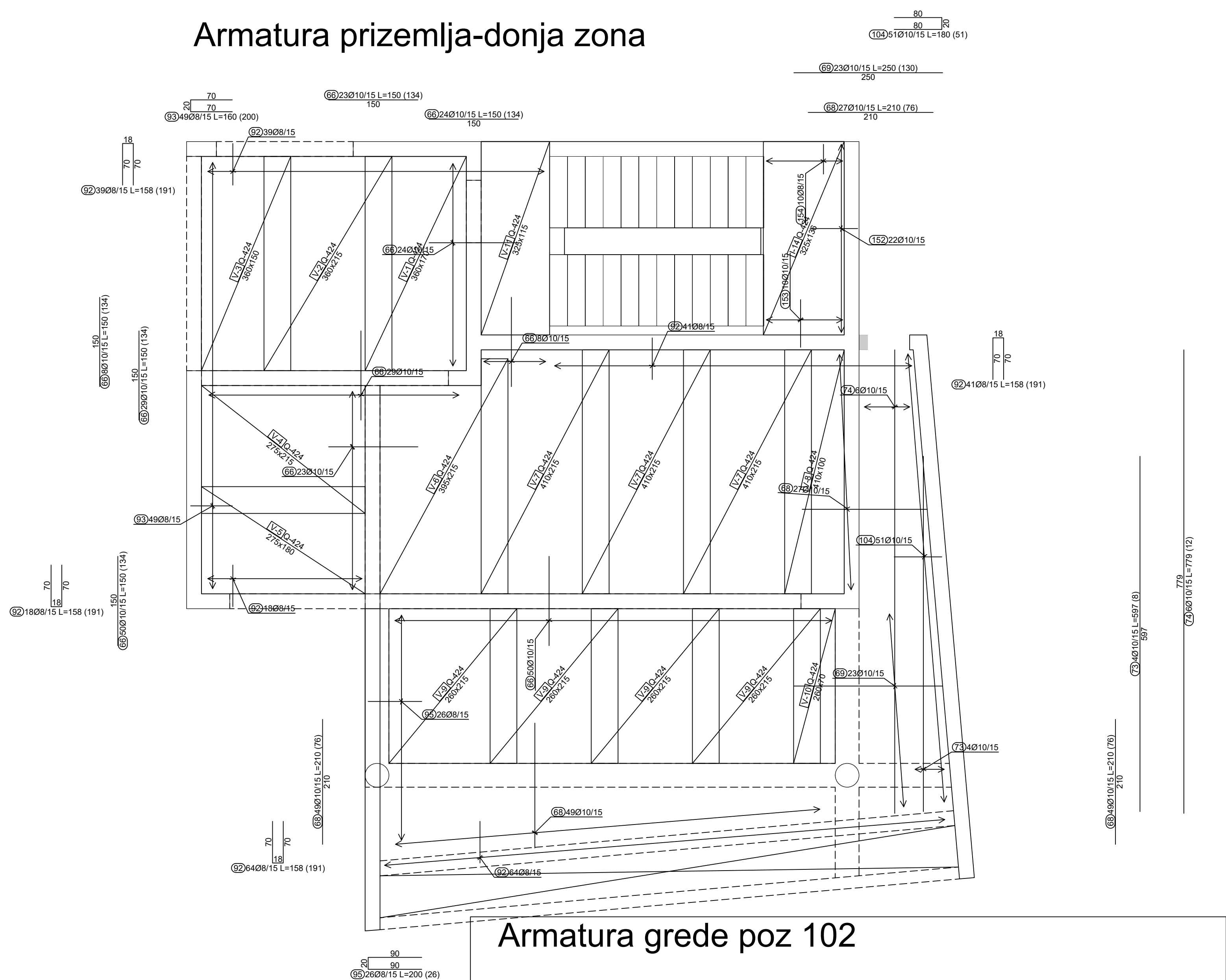


- NAPOMENE:
- Zaštitni slojevi temeljna ploča :4,5 cm
- Zaštitni slojevi podne ploče :gore 3,5 cm, dolje 4,5 cm
- Zaštitni slojevi kraka stepenica - donja zona 2,5cm, gornja 2,5 cm
- Zaštitni slojevi stropnih ploča - donja zona 2,5cm, gornja 2,5 cm
- Zaštitni slojevi nadtemeljnih zidova - 4,0 cm
- Zaštitni slojevi zidova - 2,5 cm
- Svi preklapi mreža d=45 cm
- Jahače prilagoditi tehnologiji izvođačitelja. Ugraditi 4,0 kom/m2 ploče
- Distancere prilagoditi tehnologiji izvođačitelja. Ugraditi 2,0 kom/m2 zida
- Mreže oko otvora rezati na licu mjesta
- Veza nacrta 1-11 (svi nacrti su međusobno povezani)
- Armatura šipke B500B,mreže B500A
- Klase betona:
- a) temeljna konstrukcija C30/37
- b) AB zidovi C25/30
- c) stropne ploče C25/30
- ++ armatura u obje zone ploče i grede te oba lica zida

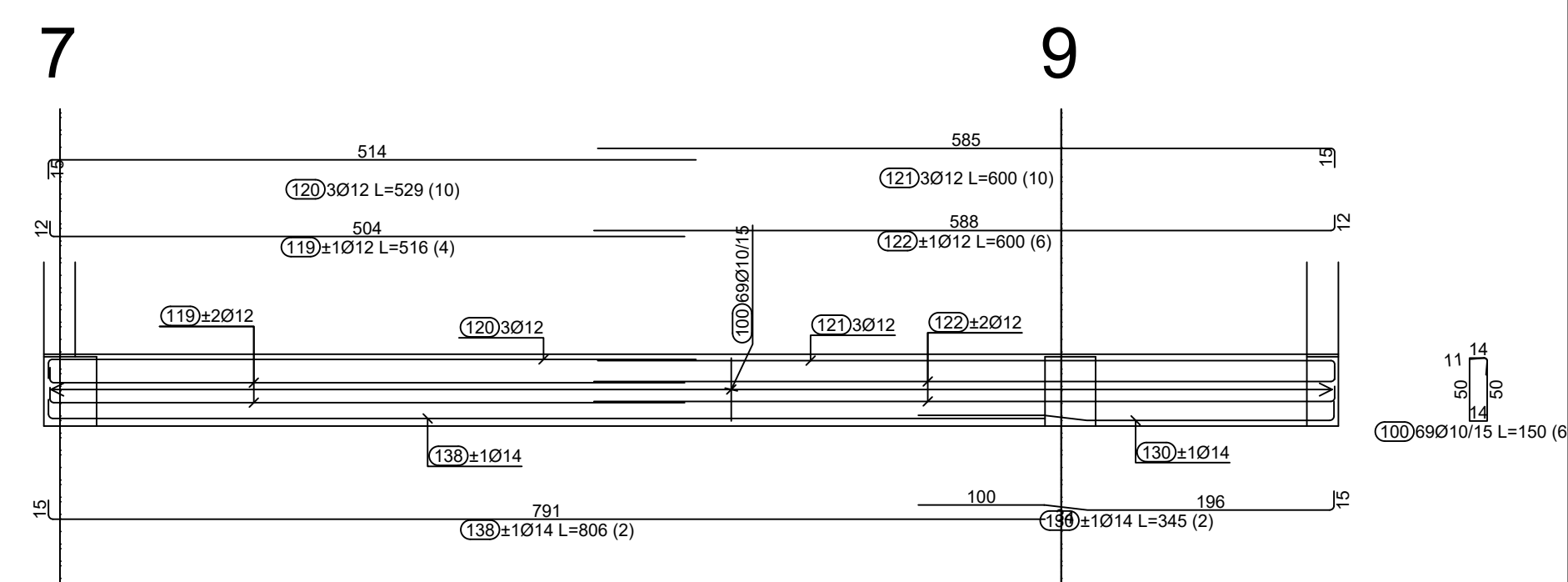
INVESTITOR:	GIMNAZIJA I STRUKOVNA ŠKOLA JURJA ŠETALIŠTE PAZINSKE GIMNAZIJE 11. PAZIN	Nacrt izradio:	Vedran Kobasik,dpl.i.ng.grd.
GRADEVINA:	GIMNAZIJA I STRUKOVNA ŠKOLA JURJA DOBRILE PAZIN ŠETALIŠTE PAZINSKE GIMNAZIJE 11. PAZIN K.C-1838 K.O. PAZIN		
PROJEKT:	IZVEDBENI PROJEKT-NACRTI ARMATURE	Projektant konstrukcije:	Danijel Simonetti.dpl.i.ng.grd.
SADRŽAJ:	ARMATURA STROPA 1.KATA		
BROJ LISTA:	7		
DATUM:	svibanj,2025.	MJEILO:	1:50

STATUMEN GRADNJA d.o.o. Stolačka 21, Zagreb
 GRAĐENJE, PROJEKTIRANJE I NADZOR

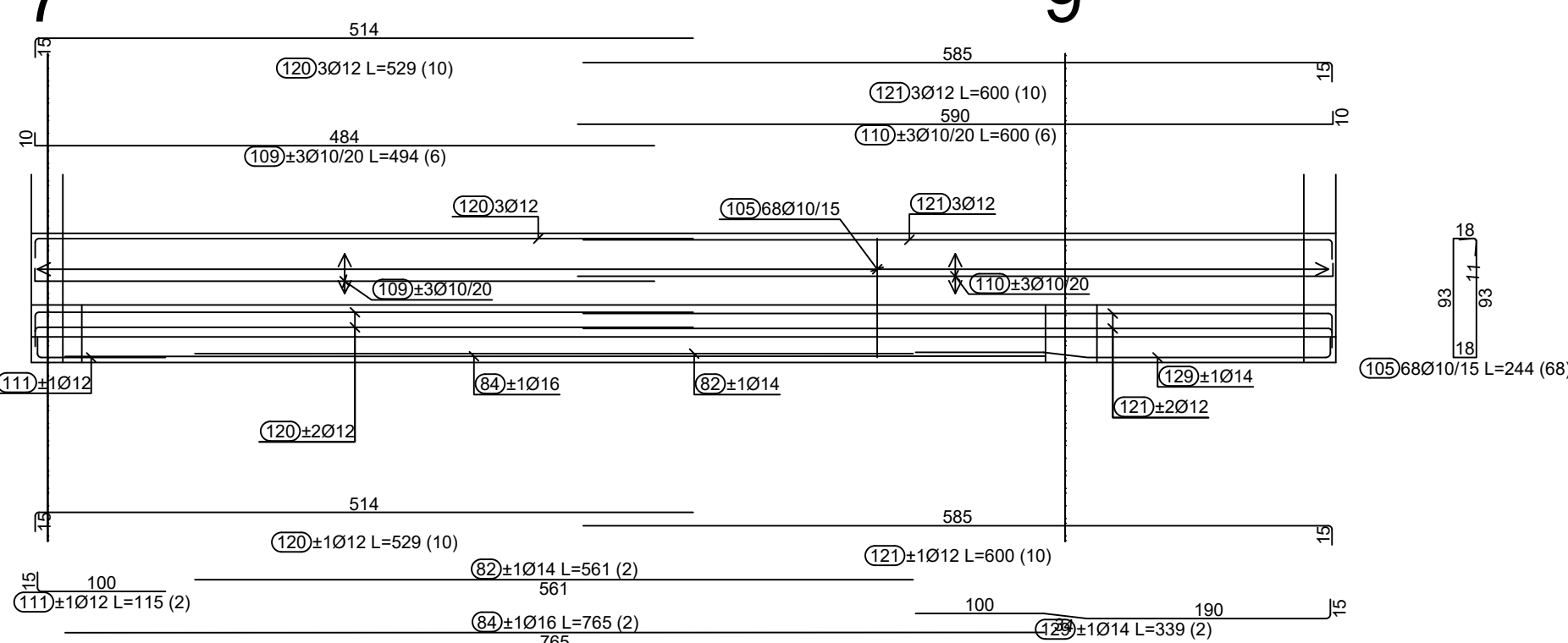
Armatura prizemlja-donja zona



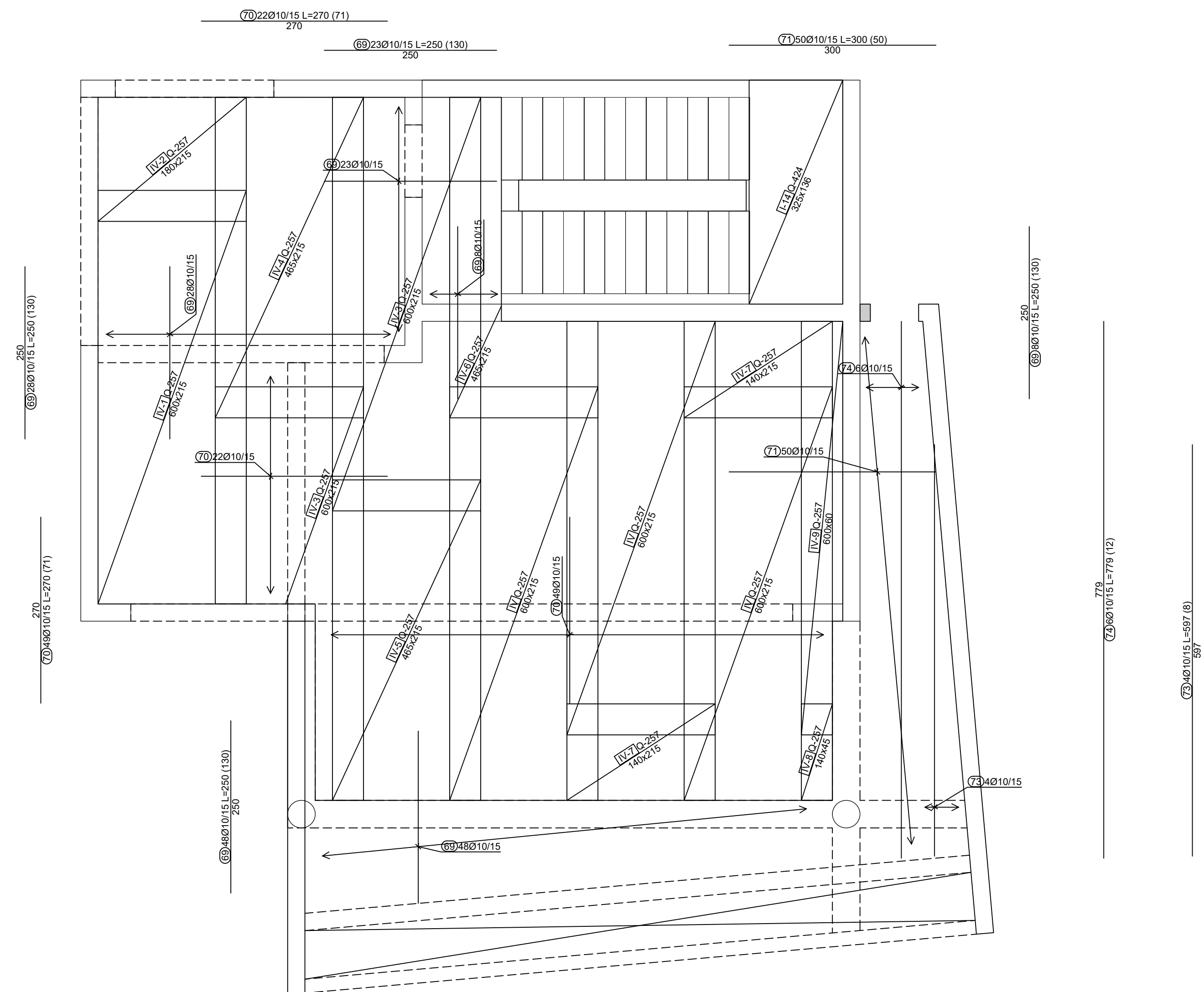
Armatura grede poz 102



Armatura grede poz 103



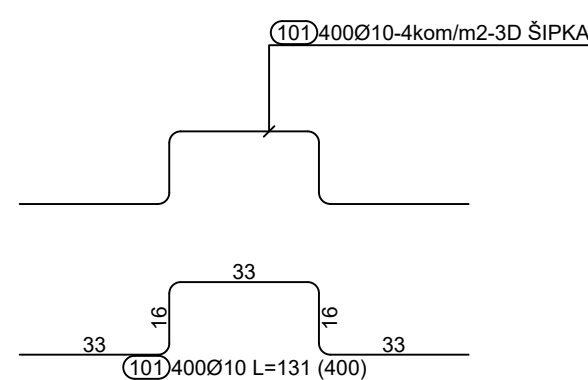
Armatura prizemlja-gornja zona



*NAPOMENE:

- Zaštitni slojevi temeljna ploča :4,5 cm
- Zaštitni slojevi podne ploče :gore 3,5 cm, dolje 4,5 cm
- Zaštitni slojevi kraka stepenica - donja zona 2,5cm, gornja 2,5 cm
- Zaštitni slojevi stropnih ploča - donja zona 2,5cm, gornja 2,5 cm
- Zaštitni slojevi nadtemeljnih zidova - 4,0 cm
- Zaštitni slojevi zidova - 2,5 cm
- Svi preklopi mreža d=45 cm
- Jahače prilagoditi tehnologiji izvoditelja. Ugraditi 4,0 kom/m2 ploče
- Distancere prilagoditi tehnologiji izvoditelja. Ugraditi 2,0 kom/m2 zidova
- Mreže oko otvora rezati na licu mjesta
- Veza nacrta 1-11 (svi nacrti su međusobno povezani)
- Armatura šipke B500B,mreže B500A
- Klase betona:
- a) temeljna konstrukcija C30/37
- b) AB zidovi C25/30
- c) stropne ploče C25/30
- ++ armatura u obje zone ploče i grede te oba lica zida

jahači za $d=25$ cm



2.red - gornja zona
2.red - donja zona

SMJER POLAGANJA ARMATURE

1.red - gornja zona
1.red - donja zona

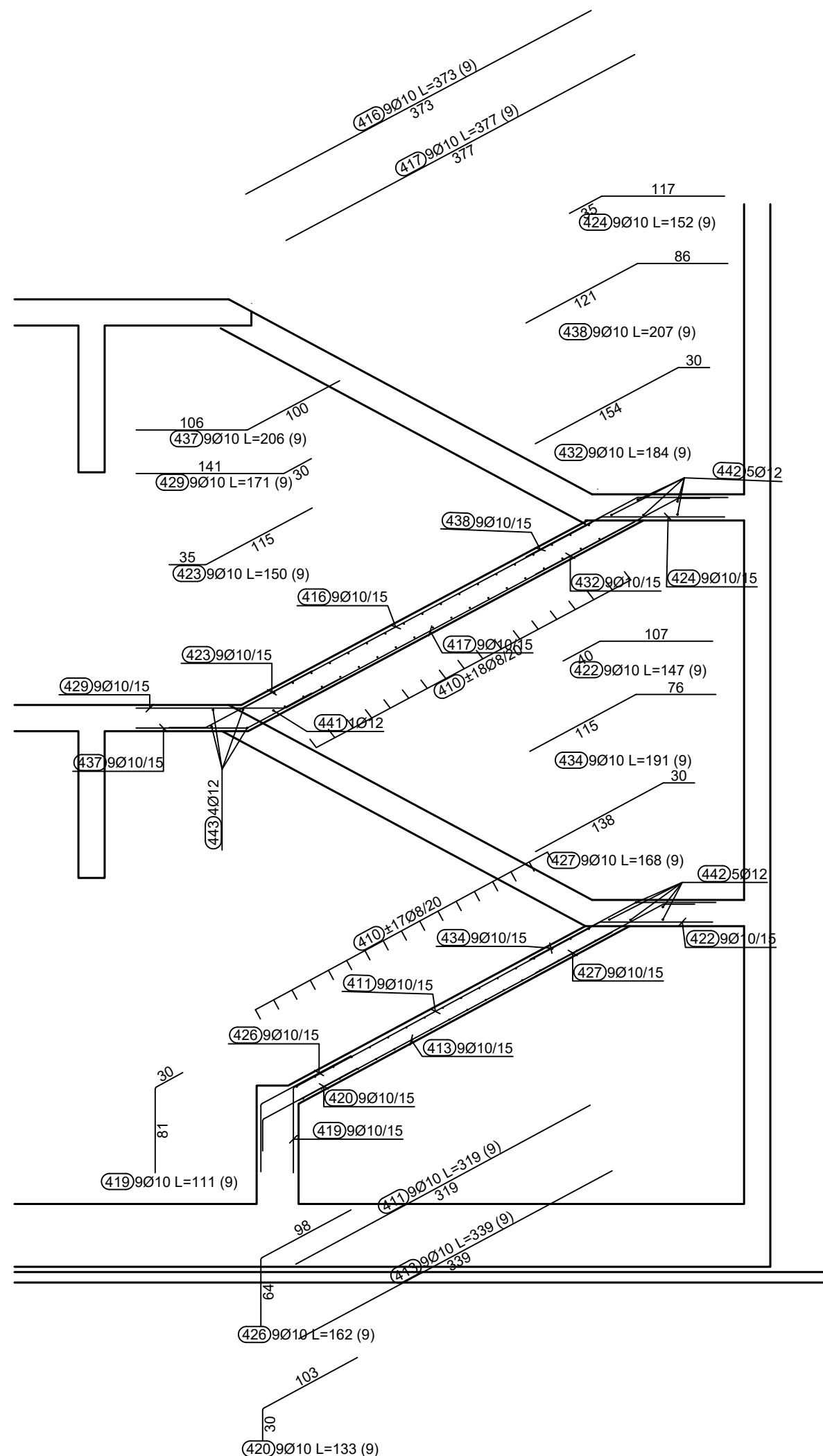
INVESTITOR:	GIMNAZIJA I STRUKOVNA SKOLA JURJA ŠETALIŠTE PAZINSKE GIMNAZIJE 11, PAZIN		Nacrt izradio: Vedran Kobasik,dpi ing.grad.
GRAĐEVINA:	GIMNAZIJA I STRUKOVNA SKOLA JURJA DOBRILE PAZIN ŠETALIŠTE PAZINSKE GIMNAZIJE 11, PAZIN K.Č. 1838 K.O. PAZIN		
PROJEKT:	IZVEDBENI PROJEKT-NACRTI ARMATURE		
SADRŽAJ:	ARMATURA STROPA PRIZEMLJA		
BROJ LISTA:	8		Projektant konstrukcije: Danijel Simoneti,dpi.ing.grad.
DATUM:	svibanj,2025.	MJERILO: 1:50	

STATUMEN GRADNJA

d.o.o. Stolačka 21 ,Zagreb

GRAĐENJE , PROJEKTIRANJE I NADZOR

armatura stepenica



*NAPOMENE:

- Zaštitni slojevi temeljna ploča :4,5 cm
- Zaštitni slojevi podne ploče :gore 3,5 cm, dolje 4,5 cm
- Zaštitni slojevi kraka stepenica - donja zona 2,5cm, gornja 2,5 cm
- Zaštitni slojevi stropnih ploča - donja zona 2,5cm, gornja 2,5 cm
- Zaštitni slojevi nadtemeljnih zidova - 4,0 cm
- Zaštitni slojevi zidova - 2,5 cm
- Svi preklopi mreža d=45 cm
- Jahače prilagoditi tehnologiji izvoditelja. Ugraditi 4,0 kom/m2 ploče
- Distancere prilagoditi tehnologiji izvoditelja. Ugraditi 2,0 kom/m2 zida
- Mreže oko otvora rezati na licu mjesta
- Veza nacrti 1-11 (svi nacrti su međusobno povezani)
- Armatura šipke B500B,mreže B500A
- Klase betona:

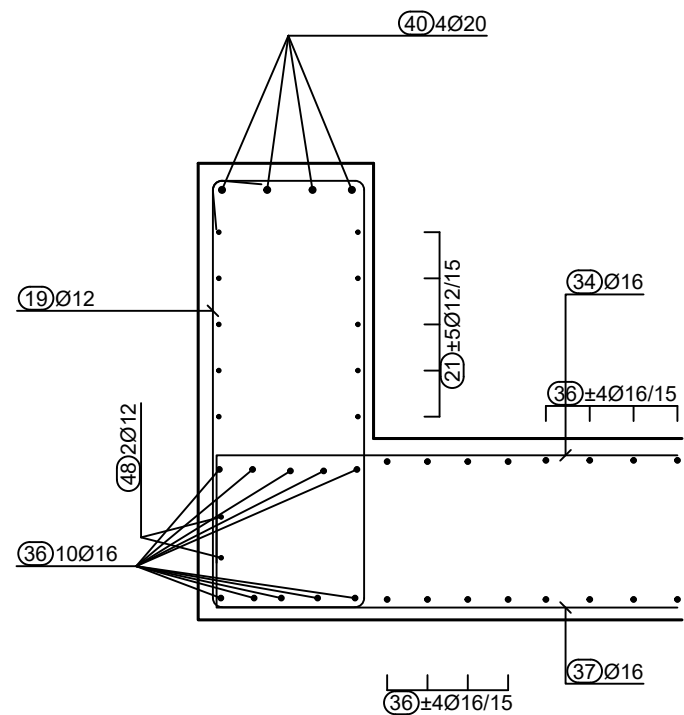
- a)temeljna konstrukcija C30/37
- b) AB zidovi C25/30
- c)stropne ploče C25/30

+ - armatura u obje zone ploče i grede te oba lica zida

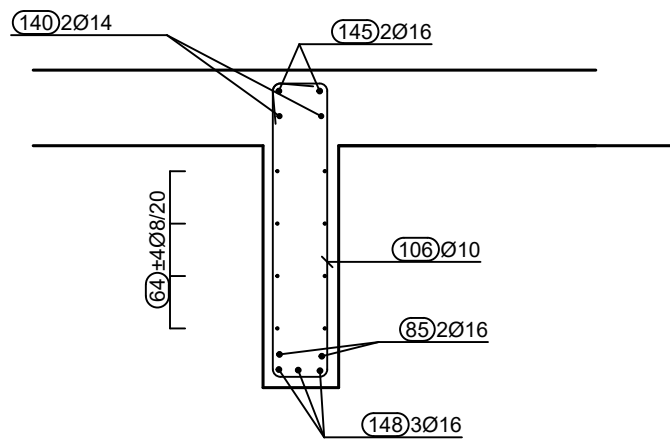
INVESTITOR:	GIMNAZIJA I STRUKOVNA ŠKOLA JURJA ŠETALIŠTE PAZINSKE GIMNAZIJE 11, PAZIN		Nacrte izradio: Vedran Kobašić, dipl.ing.grad.
GRAĐEVINA:	GIMNAZIJA I STRUKOVNA ŠKOLA JURJA DOBRILE PAZIN ŠETALIŠTE PAZINSKE GIMNAZIJE 11, PAZIN K.Č.1838 K.O. PAZIN		
PROJEKT:	IZVEDBENI PROJEKT-NACRTI ARMATURE		
SADRŽAJ:	ARMATURA STUBIŠTA		
BROJ LISTA:	9		
DATUM:	svibanj,2025.	MJERILO: 1:50	Projektant konstrukcije: Danijel Simonetti,dipl.ing.grad.

STATUMEN GRADNJA d.o.o. Stolačka 21 , Zagreb
 GRAĐENJE , PROJEKTIRANJE I NADZOR

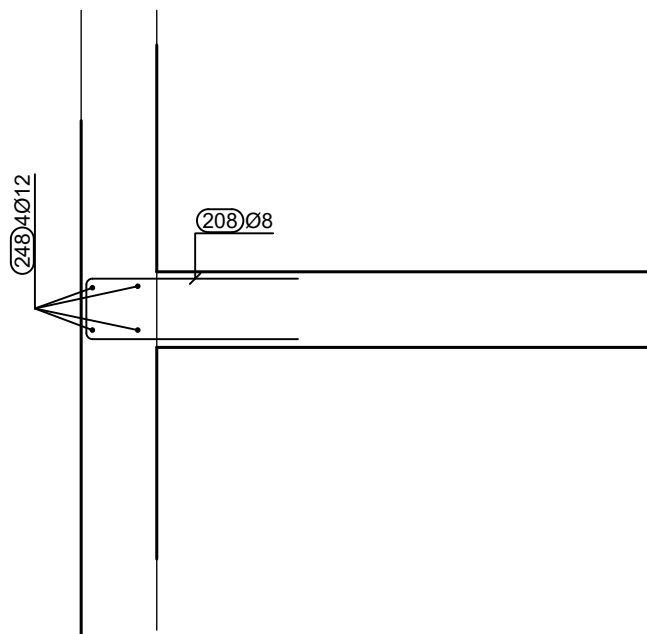
Presjek 7-7



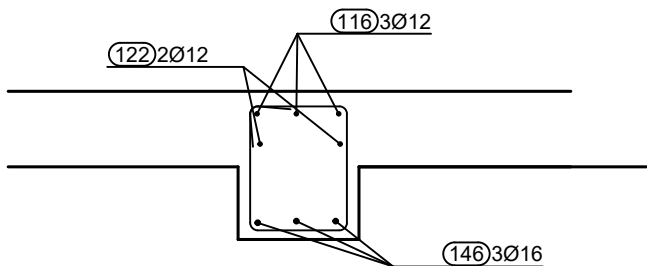
Presjek 6-6



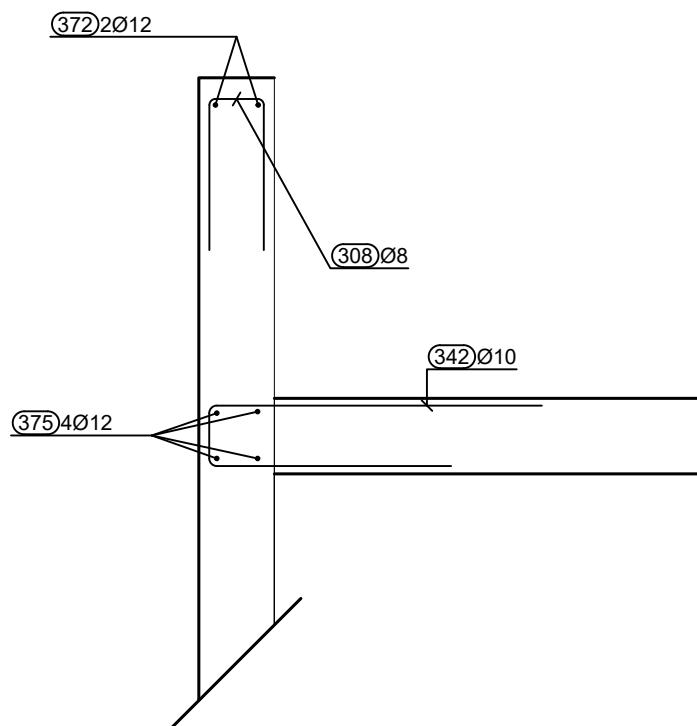
Presjek 10-10



Presjek 8-8



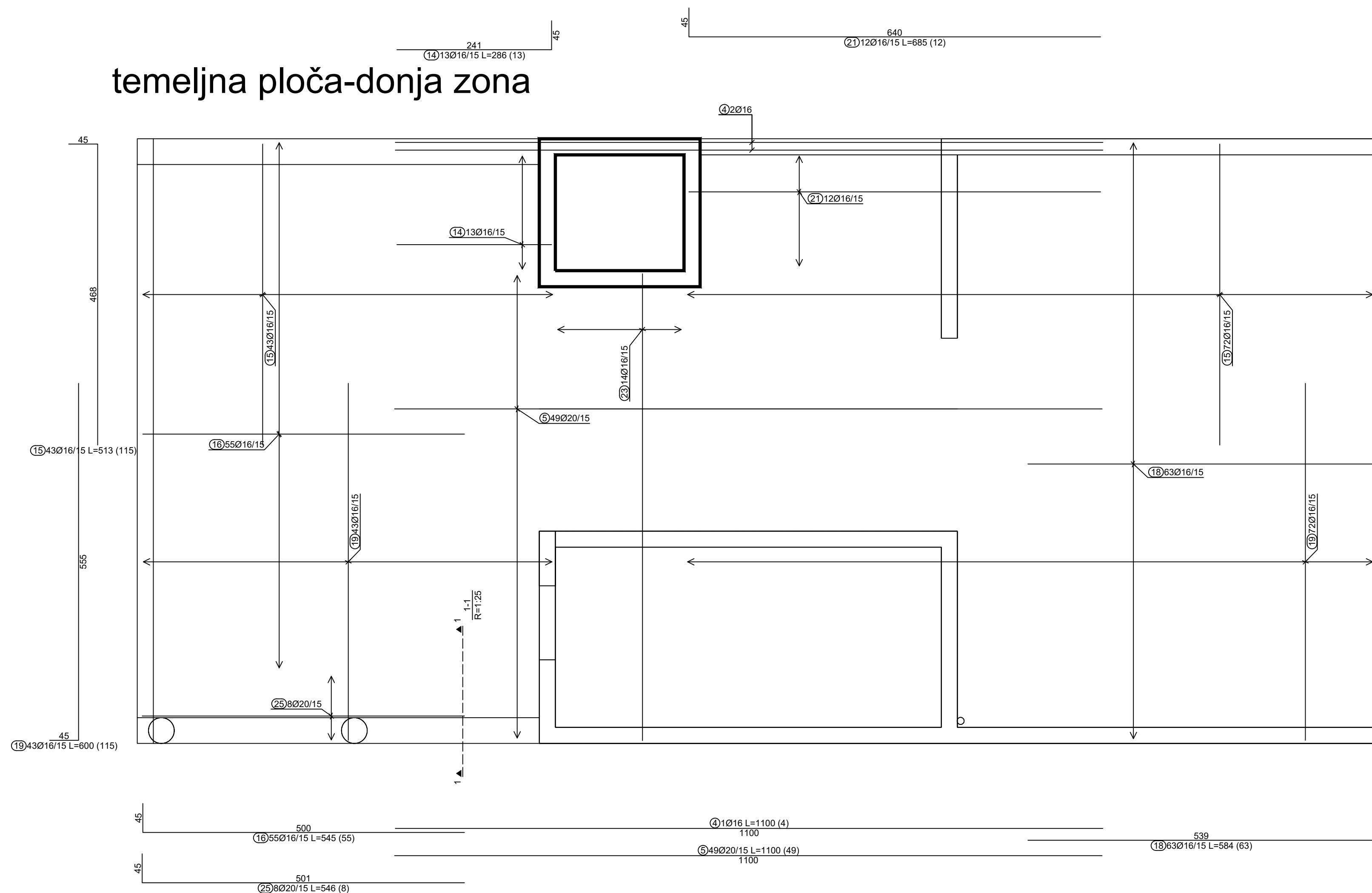
Presjek 11-11



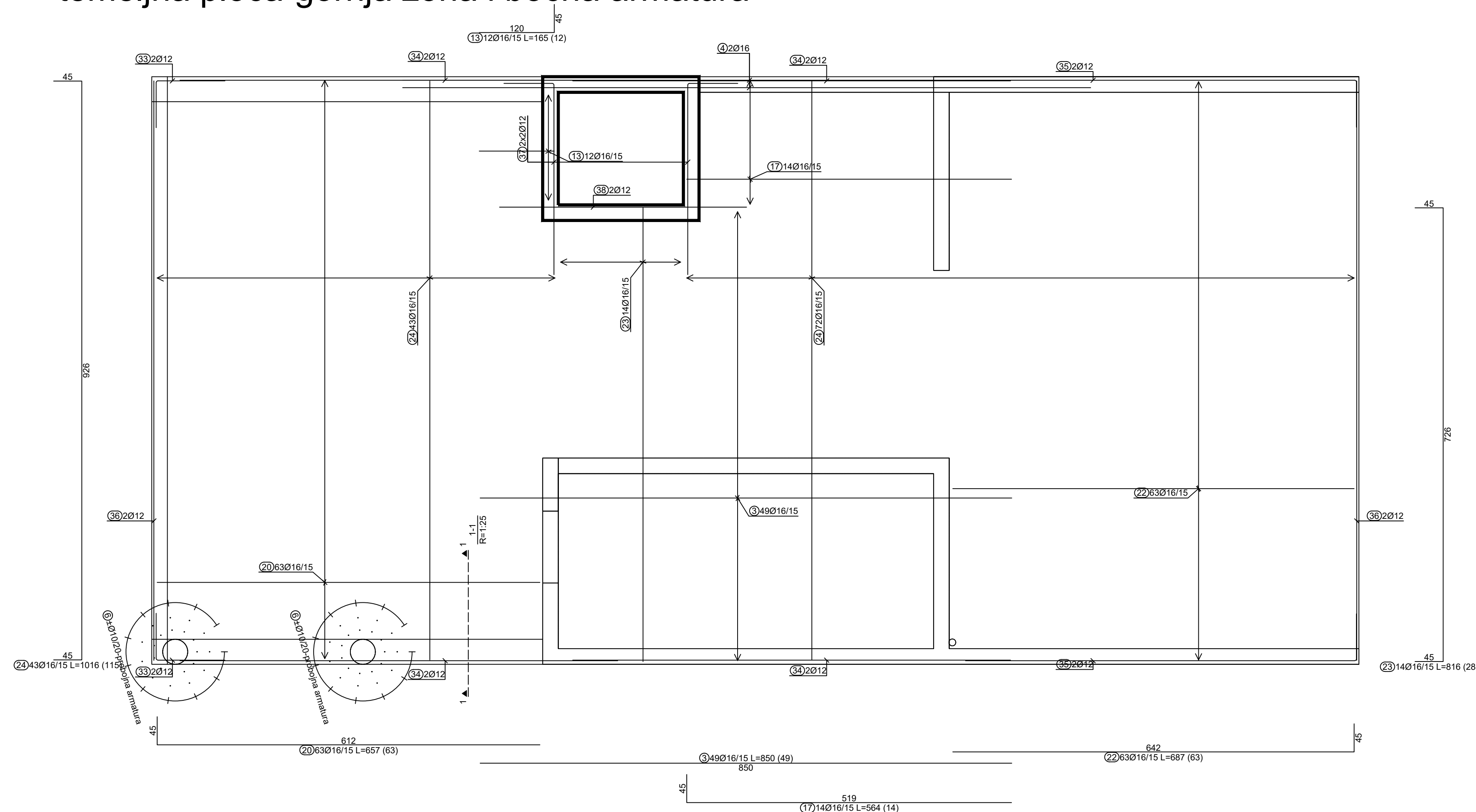
INVESTITOR:	GIMNAZIJA I STRUKOVNA ŠKOLA JURJA ŠETALIŠTE PAZINSKE GIMNAZIJE 11, PAZIN	Nacrte izradio: Vedran Kobašić, dipl. ing. grad.
GRADEVINA:	GIMNAZIJA I STRUKOVNA ŠKOLA JURJA DOBRILE PAZIN ŠETALIŠTE PAZINSKE GIMNAZIJE 11, PAZIN K.Č. 1838 K.O. PAZIN	
PROJEKT:	IZVEDBENI PROJEKT-NACRTI ARMATURE	Projektant konstrukcije: Danijel Simonetti, dipl. ing. grad.
SADRŽAJ:	ARMATURA-PRESJECI	
BROJ LISTA:	10	
DATUM:	svibanj, 2025.	
MJERILO:		1:50

STATUMEN GRADNJA d.o.o. Stolačka 21 , Zagreb
GRAĐENJE , PROJEKTIRANJE I NADZOR

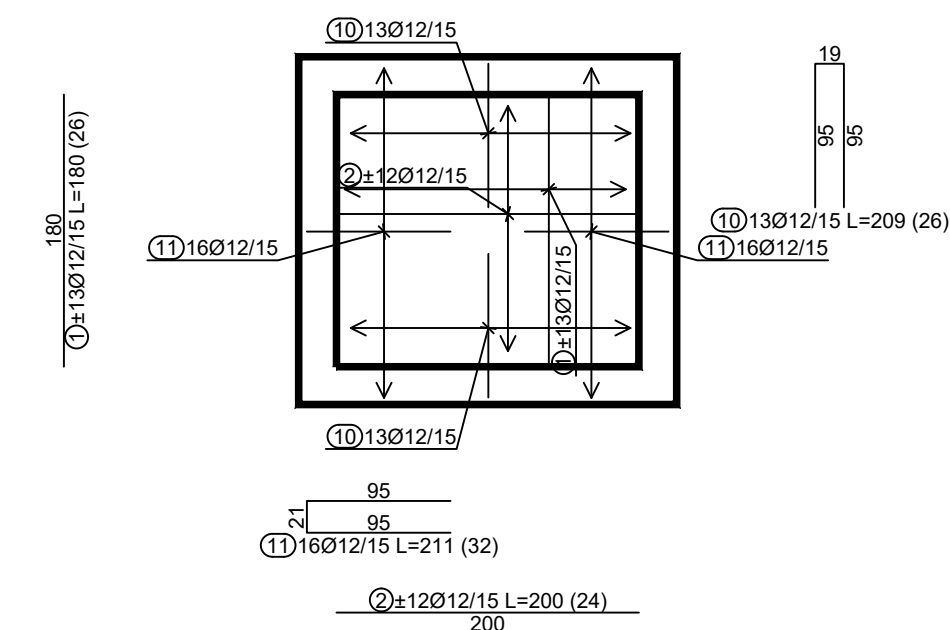
temeljna ploča-donja zona




temeljna ploča-gornja zona i bočna armatura



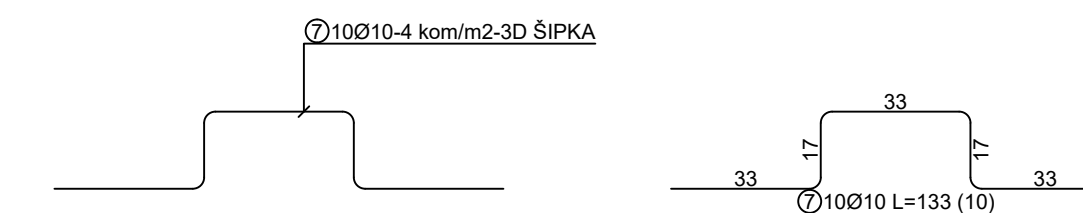
temeljna ploča lifta



jahači za $d=60$ cm



jahači za d=30 cm



- *NAPOMENE:
- Zaštitni slojevi temeljna ploča :4,5 cm
- Zaštitni slojevi podne ploče :gore 3,5 cm, dolje 3,5 cm
- Zaštitni slojevi kraka stepenica - donja zona 2,5cm, gornja 2,5 cm
- Zaštitni slojevi stropnih ploča - donja zona 2,5cm, gornja 2,5 cm
- Zaštitni slojevi zidova - 2,5 cm
- Svi preklopi mreža d=45 cm
- Jahače prilagoditi tehnologiji izvođitelja. Ugraditi 4,0 kom/m2 ploče
- Distancere prilagoditi tehnologiji izvođitelja. Ugraditi 2,0 kom/m2 zidova
- Mreže oko otvora rezati na licu mjesta
- Veza nacrta 20-34 (svi nacrti su međusobno povezani)
- Armatura šipke B500B,mreže B500A
- Klase betona:
- a)temeljna konstrukcija C30/37
- b) AB zidovi C25/30
- c)stropne ploče C25/30
- + - armatura u obje zone ploče i grede te oba lica zida

INVESTITOR:	GIMNAZIJA I STRUKOVNA ŠKOLA JURJA ŠETALIŠTE PAZINSKE GIMNAZIJE 11, PAZIN		Nacrt izradio: Vedran Kobalić.dpl.inj grad.	
GRAĐEVINA:	GIMNAZIJA I STRUKOVNA ŠKOLA JURJA DOBRILE PAZIN ŠETALIŠTE PAZINSKE GIMNAZIJE 11, PAZIN K.C. 1838 K.O. PAZIN			
PROJEKT:	IZVEDBENI PROJEKT-NACRTI ARMATURE			Projektant konstrukcije: Danijel Simonetti.dpl.inj grad.
SADRŽAJ:	ARMATURA TEMELJNE PLOČE			
BROJ LISTA:	19			
DATUM:	svibanj,2025.	MJERILO: 1:50		

STATUMEN GRADNJA

d.o.o. Stolačka 21 , Zagreb

GRAĐENJE , PROJEKTIRANJE I NADZOR

[illegible]

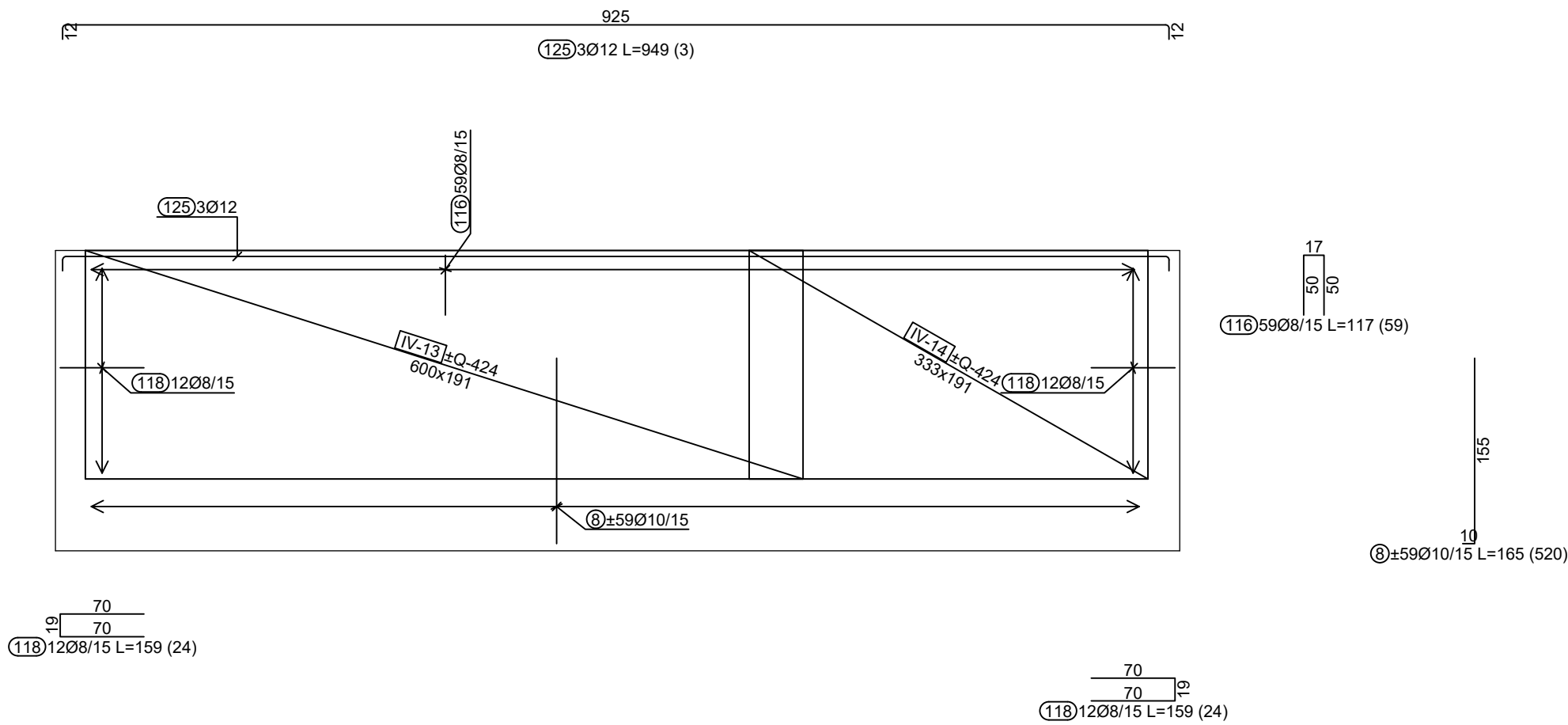
INVESTITOR:	GIMNAZIJA I STRUKOVNA ŠKOLA JURJA ŠETALIŠTE PAZINSKE GIMNAZIJE 11, PAZIN		Nacrt izradio: Vedran Kobašić, dipl. ing. grad.
GRAĐEVINA:	GIMNAZIJA I STRUKOVNA ŠKOLA JURJA DOBRILE PAZIN ŠETALIŠTE PAZINSKE GIMNAZIJE 11, PAZIN K.Č. 1838 K.O. PAZIN		
PROJEKT:	IZVEDBENI PROJEKT-NACRTI ARMATURE		Projektant konstrukcije: Danijel Simonetti, dipl. ing. grad.
SADRŽAJ:	ARMATURA PODNE PLOČE		
BROJ LISTA:	20		
DATUM:	svibanj, 2025.	MJERILO: 1:50	

STATUMEN GRADNJA

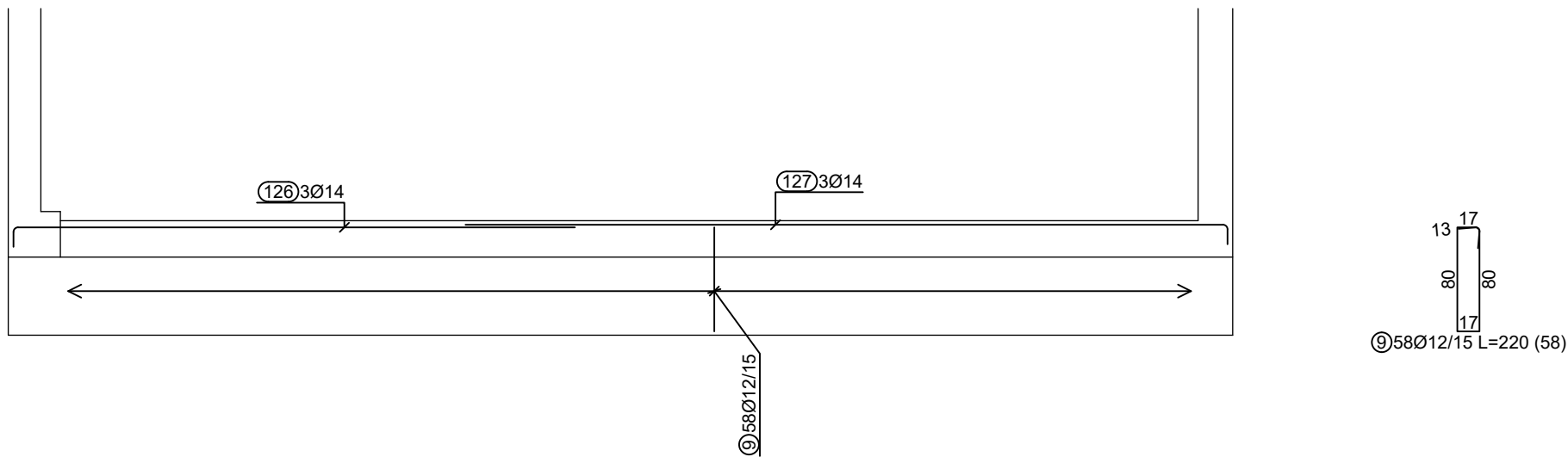
d.o.o. Stolačka 21 , Zagreb

GRAĐENJE , PROJEKTIRANJE I NADZOR

armatura nadtemeljnog zida u osi H



armatura nadtemeljnog zida u osi C

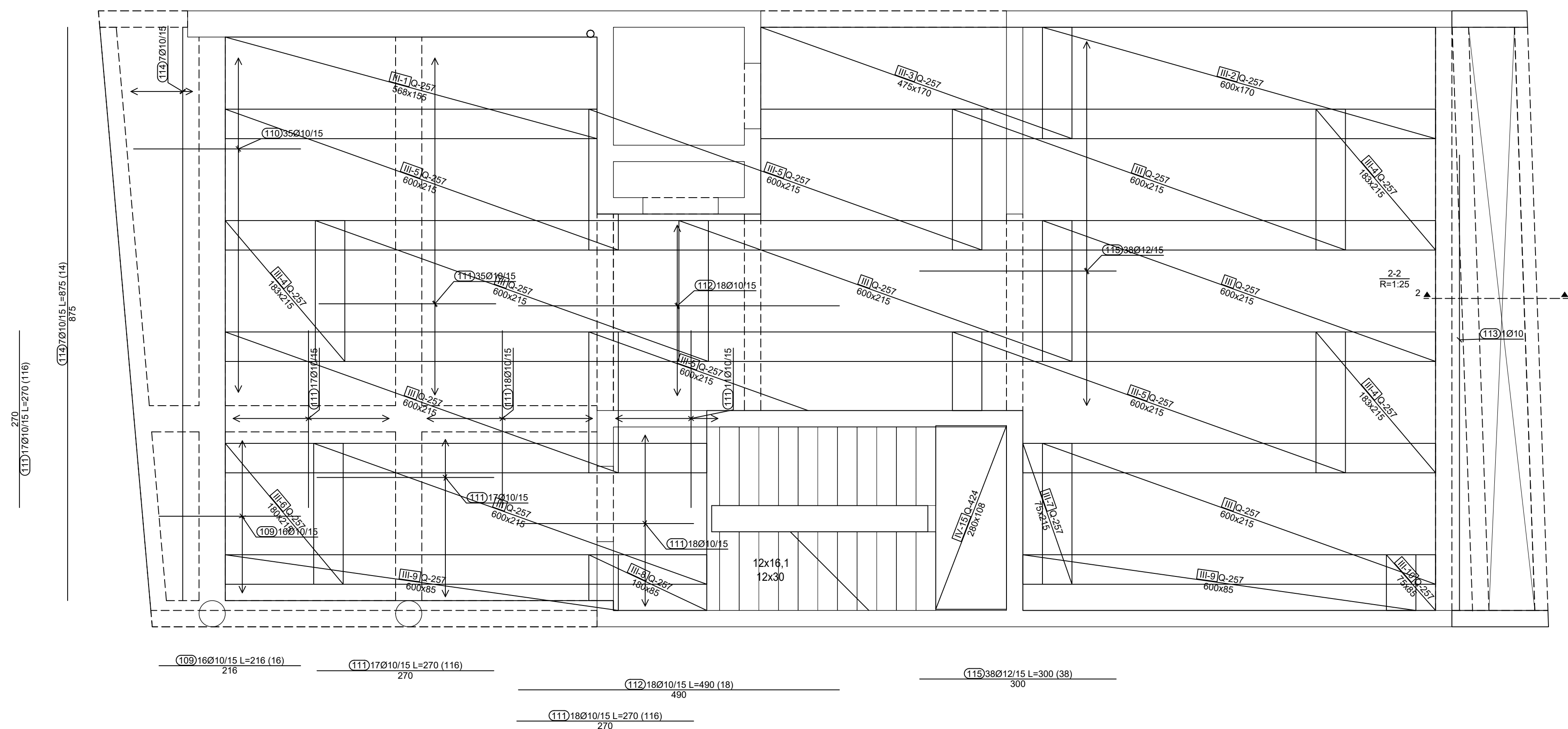


*NAPOMENE:

- Zaštitni slojevi temeljna ploča :4,5 cm
- Zaštitni slojevi podne ploče :gore 3,5 cm, dolje 3,5 cm
- Zaštitni slojevi kraka stepenica - donja zona 2,5cm, gornja 2,5 cm
- Zaštitni slojevi stropnih ploča - donja zona 2,5cm, gornja 2,5 cm
- Zaštitni slojevi zidova - 2,5 cm
- Svi preklopi mreža d=45 cm
- Jahače prilagoditi tehnologiji izvoditelja. Ugraditi 4,0 kom/m2 ploče
- Distancere prilagoditi tehnologiji izvoditelja. Ugraditi 2,0 kom/m2 zida
- Mreže oko otvora rezati na licu mjesta
- Veza nacrt 20-34 (svi nacrti su međusobno povezani)
- Armatura šipke B500B,mreže B500A
- Klase betona:
 - a)temeljna konstrukcija C30/37
 - b) AB zidovi C25/30
 - c)stropne ploče C25/30
- + - armatura u obje zone ploče i grede te oba lica zida

INVESTITOR:	GIMNAZIJA I STRUKOVNA ŠKOLA JURJA ŠETALIŠTE PAZINSKE GIMNAZIJE 11, PAZIN	Nacrte izradio: Vedran Kobašić,dipl.ing.grad.
GRADEVINA:	GIMNAZIJA I STRUKOVNA ŠKOLA JURJA DOBRILE PAZIN ŠETALIŠTE PAZINSKE GIMNAZIJE 11, PAZIN K.Č.1838 K.O. PAZIN	
PROJEKT:	IZVEDBENI PROJEKT-NACRTI ARMATURE	Projektant konstrukcije: Danijel Simonetti,dipl.ing.grad.
SADRŽAJ:	ARMATURA NADTEMELJNIH ZIDOVA	
BROJ LISTA:	21	
DATUM:	svibanj,2025.	
MJERILO:	1:50	
STATUMEN GRADNJA d.o.o. Stolačka 21 , Zagreb		
GRAĐENJE , PROJEKTIRANJE I NADZOR		

STROP SUTERENA-gornja zona



jahači za d=25 cm

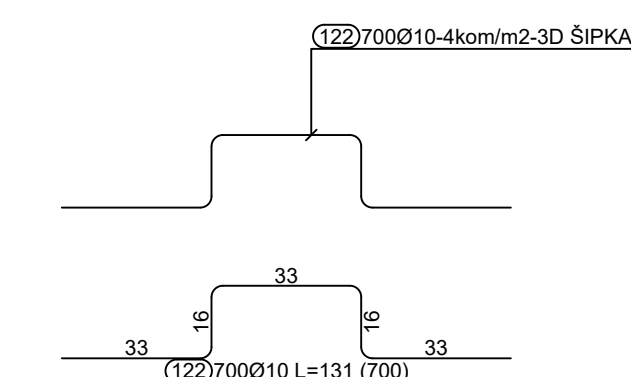
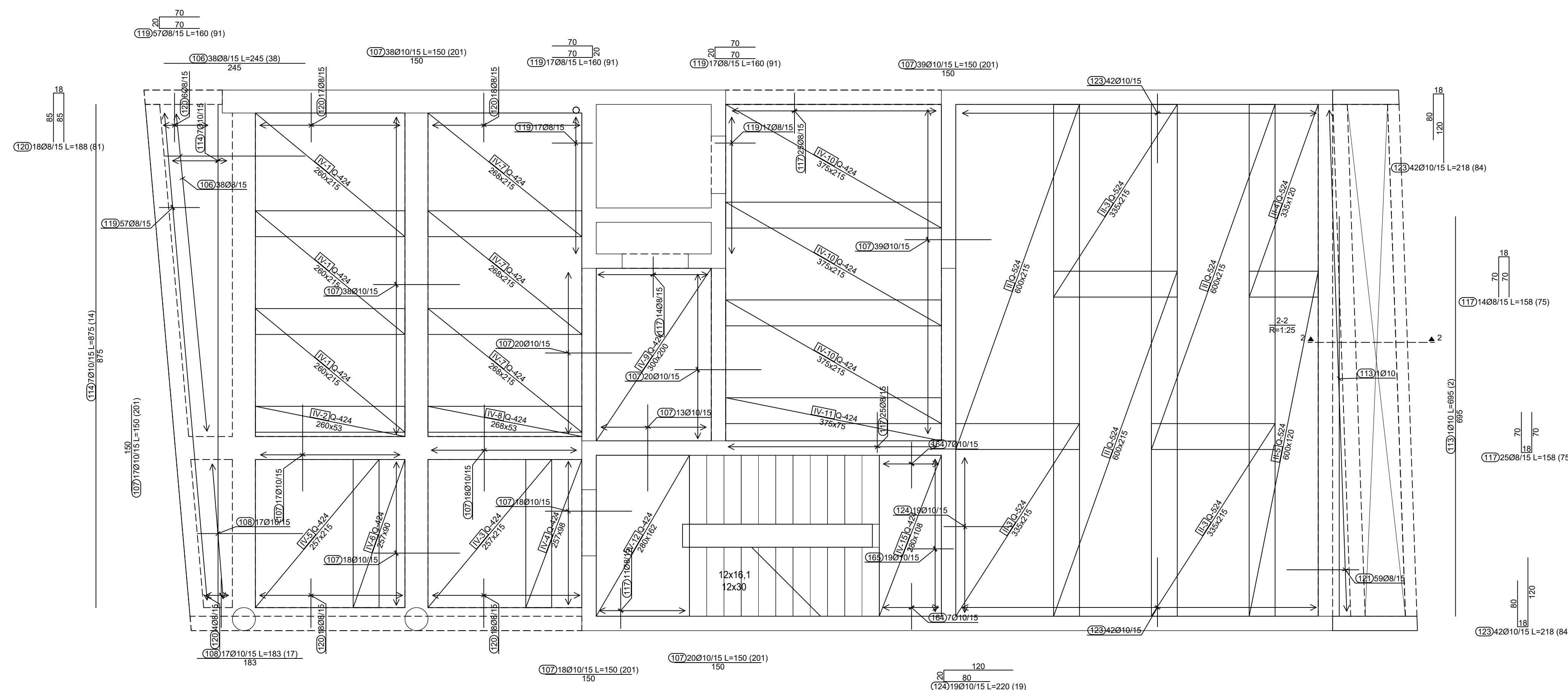


Diagram illustrating the direction of reinforcement placement (SMJER POLAGANJA ARMATURE). The diagram shows a coordinate system with a vertical axis and a horizontal axis. The vertical axis is labeled with '2.red - gornja zona' (top) and '2.red - donja zona' (bottom). The horizontal axis is labeled with '1.red - gornja zona' (top) and '1.red - donja zona' (bottom). The origin is marked with a black dot. The text 'SMJER POLAGANJA ARMATURE' is written in the upper right quadrant.

- *NAPOMENE:
- Zaštitni slojevi temeljna ploča :4,5 cm
- Zaštitni slojevi podne ploče :gore 3,5 cm, dolje 3,5 cm
- Zaštitni slojevi kraka stepenica - donja zona 2,5cm, gornja 2,5 cm
- Zaštitni slojevi stropnih ploča - donja zona 2,5cm, gornja 2,5 cm
- Zaštitni slojevi zidova - 2,5 cm
- Svi preklopi mreža d=45 cm
- Jahače prilagoditi tehnologiji izvođitelja. Ugraditi 4,0 kom/m2 ploče
- Distancere prilagoditi tehnologiji izvođitelja. Ugraditi 2,0 kom/m2 zida
- Mreže oko otvora rezati na licu mjesta
- Veza nacrta 20-34 (svi nacrti su međusobno povezani)
- Armatura šipke B500B,mreže B500A
- Klase betona:
- a)temeljna konstrukcija C30/37
- b) AB zidovi C25/30
- c)stropne ploče C25/30
- + armatura u obje zone ploče i grede te oba lica zida

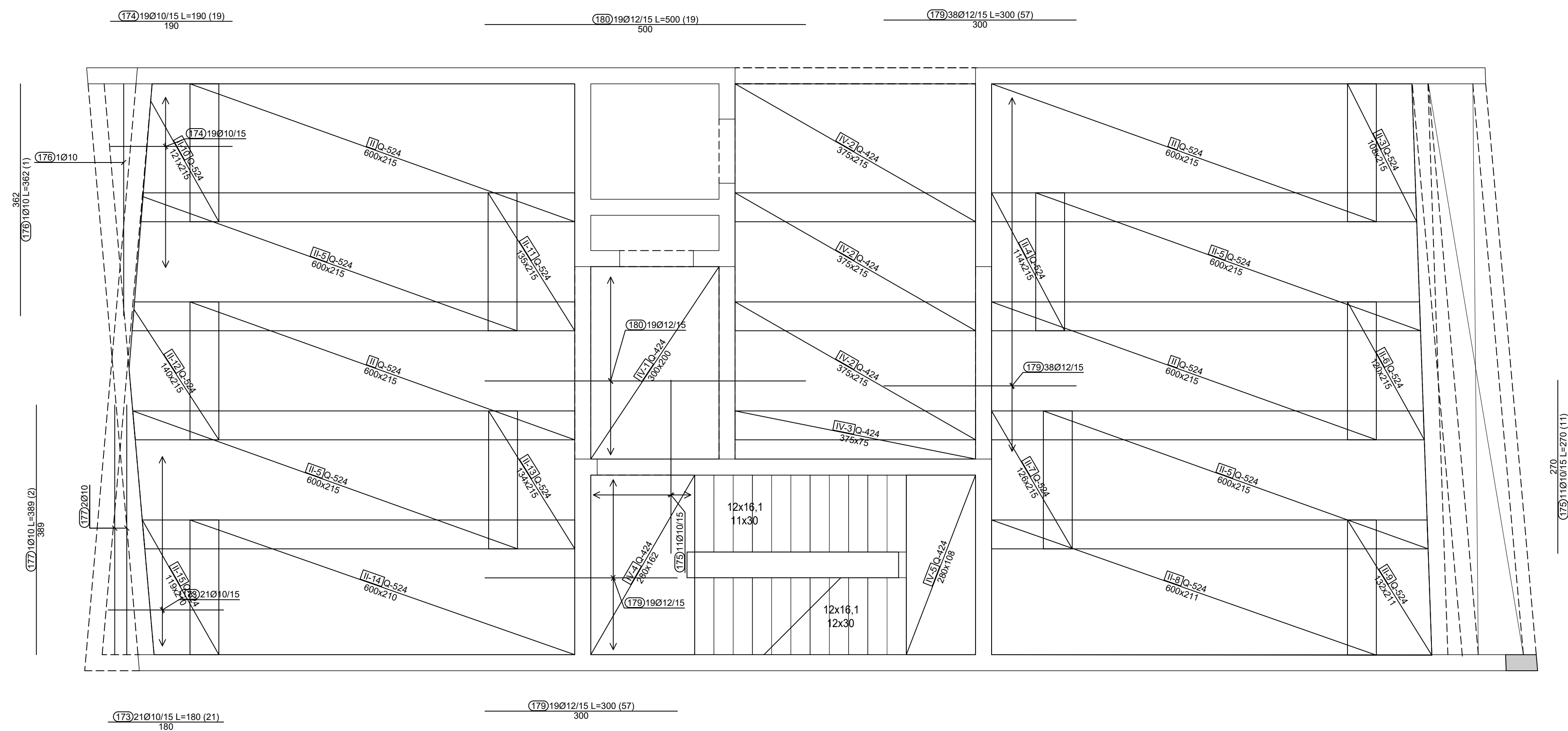
STROP SUTERENA-donja zona



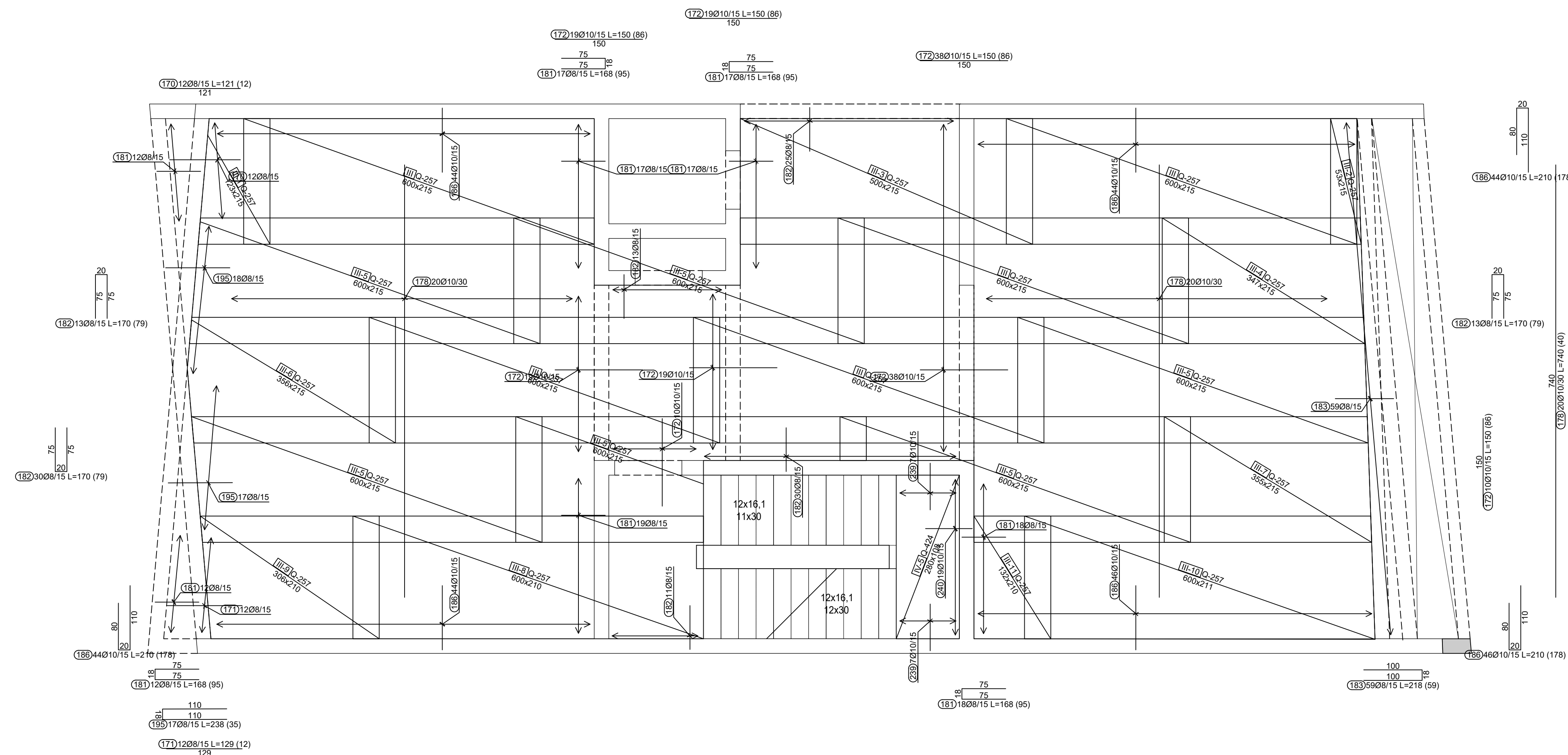
INVESTITOR:	GIMNAZIJA I STRUKOVNA SKOLA JURJA ŠETALIŠTE PAZINSKE GIMNAZIJE 11, PAZIN		Nacrte izradio: Vedran Kobarić,dpl.ing.grad.
GRADEVINA:	GIMNAZIJA I STRUKOVNA SKOLA JURJA DOBRILE PAZIN ŠETALIŠTE PAZINSKE GIMNAZIJE 11, PAZIN K.C.1838 K.O. PAZIN		
PROJEKT:	IZVEDBENI PROJEKT-NACRTI ARMATURE		
SADRŽAJ:	ARMATURA STROPNE PLOČE SUTERENA		
BROJ LISTA:	22		Projektant konstrukcije: Danijel Simonović,dpl.ing.grad.
DATUM:	svibanj,2025.	MJERILO: 1:50	

STATUMEN GRADNJA d.o.o. Stolačka 21, Zagreb
 GRAĐENJE, PROJEKTIRANJE I NADZOR

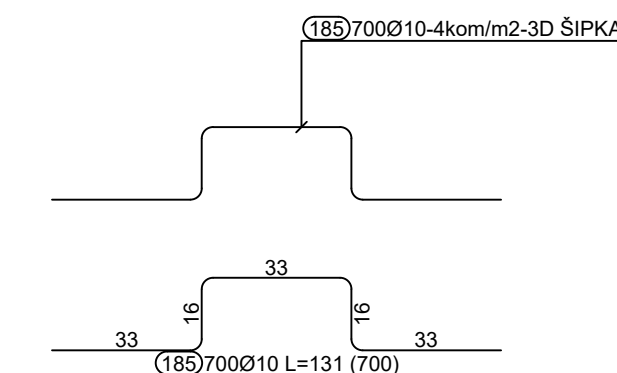
STROP PRIZEMLJA-gornja zona



STROP PRIZEMLJA-donja zona



jahači za d=25 cm



1.red - gornja zona
1.red - donja zona

SMJER POLAGANJA ARMATURE

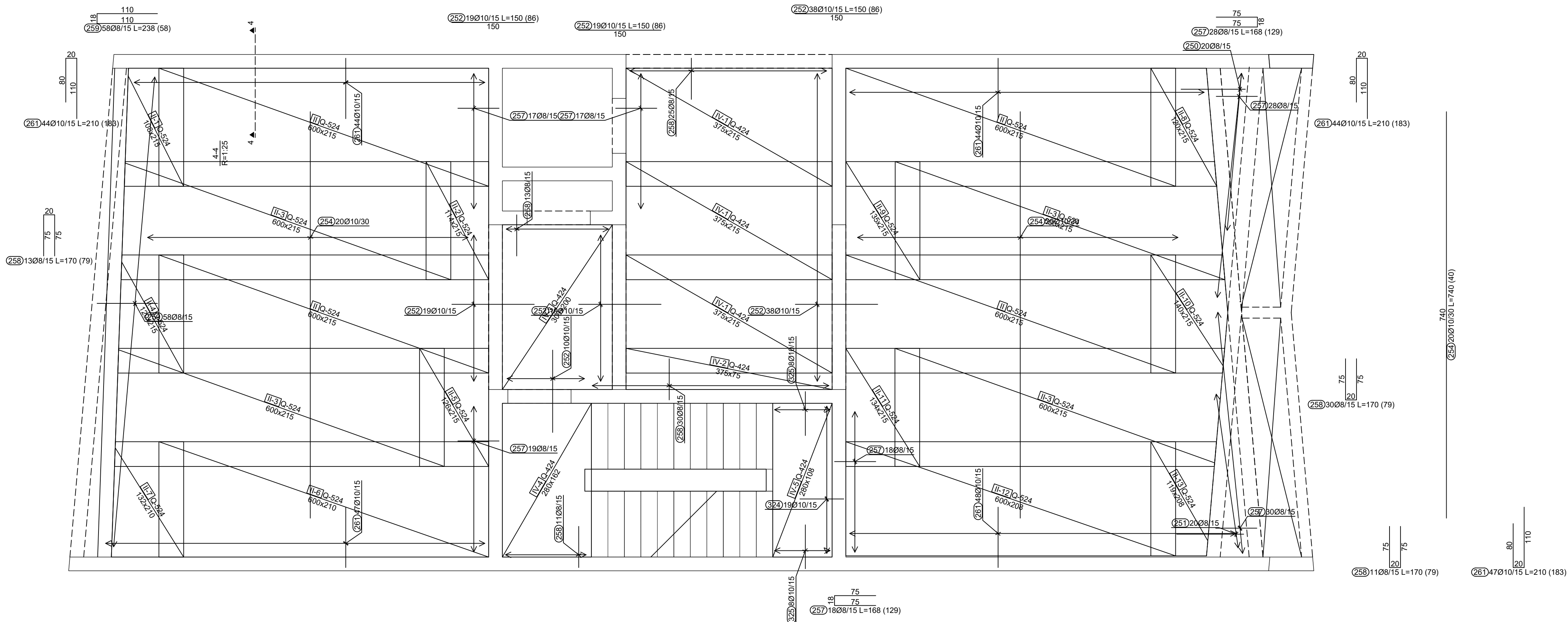
2.red - gornja zona
2.red - donja zona

- *NAPOMENE:
- Zaštitni slojevi temeljna ploča :4,5 cm
- Zaštitni slojevi podne ploče :gore 3,5 cm, dolje 3,5 cm
- Zaštitni slojevi kraka stepenica - donja zona 2,5cm, gornja 2,5 cm
- Zaštitni slojevi stropnih ploča - donja zona 2,5cm, gornja 2,5 cm
- Zaštitni slojevi zidova - 4,5 cm
- Svi preklopi mreža d= 25 cm
- Jahače prilagoditi tehnologiji izvođenjela. Ugraditi 4,0 kom/m2 ploče
- Distancere otvora tehnologiji izvođenjela. Ugraditi 2,0 kom/m2 zida
- Mreže oko otvora rezati na licu mjesta
- Veza nacrta 20-34 (svi nacrti su međusobno povezani)
- Armatura šipke B500B,mreže B500A
- Klase betona:
- a) temeljna konstrukcija C30/37
- b) AB zidovi C25/30
- c) stropne ploče C25/30
- + armatura u obje zone ploče i grede te oba lica zida

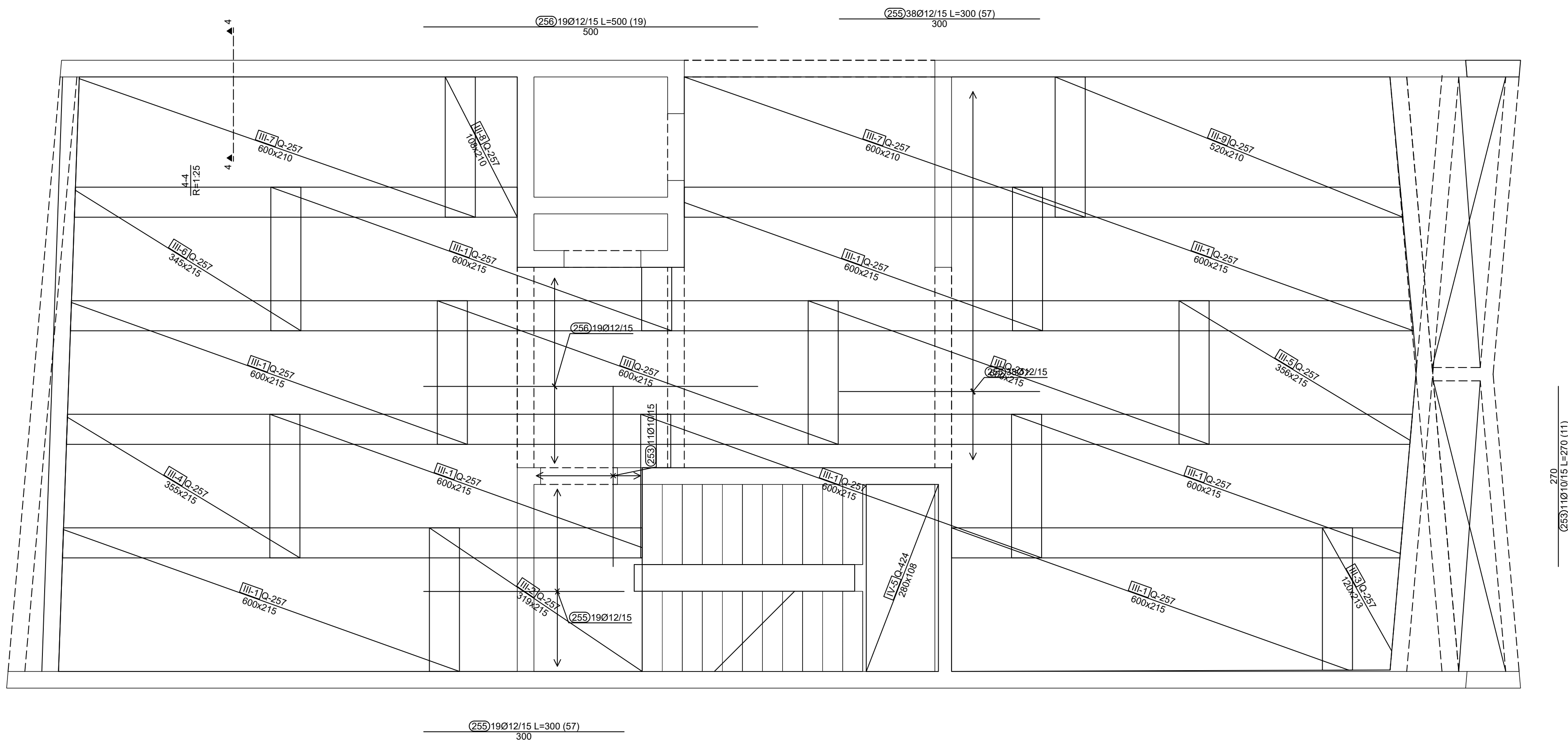
INVESTITOR:	GIMNAZIJA I STRUKOVNA SKOLA JURJA ŠETALIŠTE PAZINSKE GIMNAZIJE 11, PAZIN		Nacrt Izradio: Vedran Kobasić,dpl.ing.grad. Projektant konstrukcije: Danijel Simoneti,dpl.ing.grad.
GRADEVINA:	GIMNAZIJA I STRUKOVNA SKOLA JURJA DOBRILE PAZIN ŠETALIŠTE PAZINSKE GIMNAZIJE 11, PAZIN K.Č.1838 K.O. PAZIN		
PROJEKT:	IZVEDBENI PROJEKT-NACRTI ARMATURE		
SADRŽAJ:	ARMATURA STROPNE PLOČE PRIZEMLJA		
BROJ LISTA:	23		
DATUM:	svibanj,2025.	MJERILO:	1:50

STATUMEN GRADNJA d.o.o. Stolačka 21, Zagreb
 GRAĐENJE, PROJEKTIRANJE I NADZOR

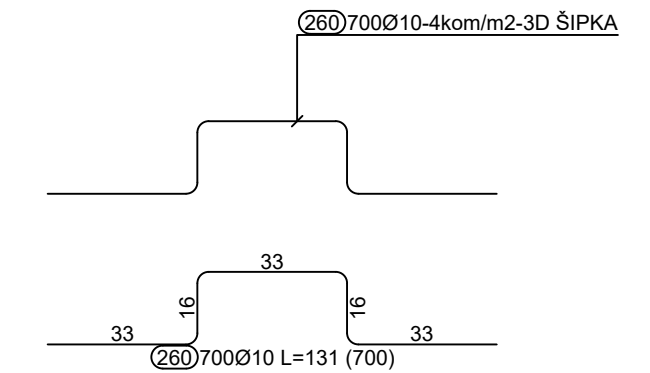
STROP 1.KATA-donja zona



STROP 1.KATA-gornja zona



jahači za $d=25$ cm



1.red - gornja zona
1.red - donja zona

SMJER POLAGANJA ARMATURE

2.red - gornja zona
2.red - donja zona

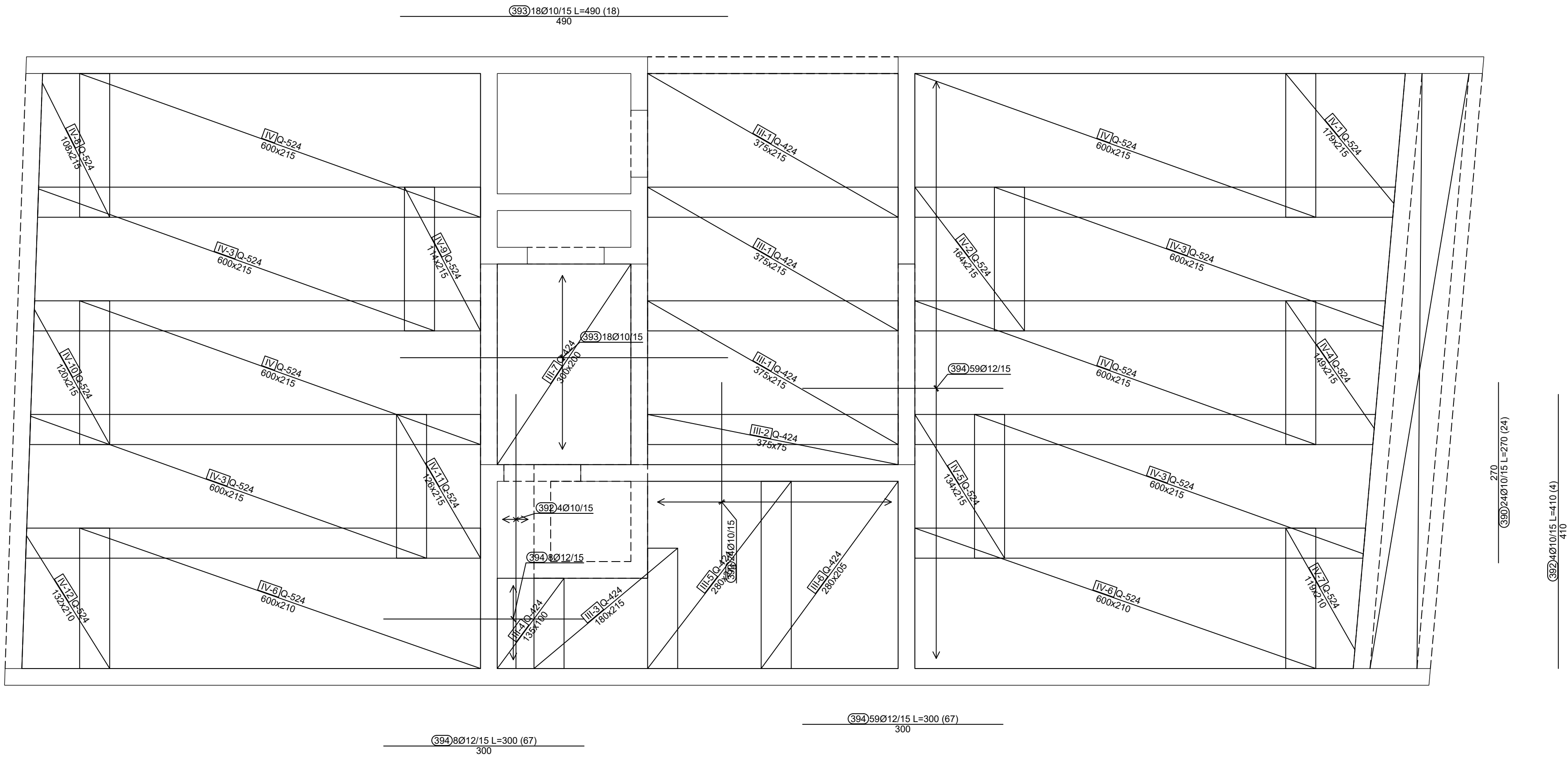
*NAPOMENE:

- Zaštitni slojevi temeljna ploča :4,5 cm
- Zaštitni slojevi podne ploče :gore 3,5 cm, dolje 3,5 cm
- Zaštitni slojevi kraka stepenica - donja zona 2,5cm, gornja 2,5 cm
- Zaštitni slojevi stropnih ploča - donja zona 2,5cm, gornja 2,5 cm
- Zaštitni slojevi zidova - 2,5 cm
- Svi preklopi mreža d=45 cm
- Jahače prilagoditi tehnologiji izvoditelja. Ugraditi 4,0 kom/m2 ploče
- Distancere prilagoditi tehnologiji izvoditelja. Ugraditi 2,0 kom/m2 zida
- Mreže oko otvora rezati na licu mjesta
- Veza nacrta 20-34 (svi nacrti su međusobno povezani)
- Armatura šipke B500B, mreže B500A
- Klase betona:
 - a) temeljna konstrukcija C30/37
 - b) AB zidovi C25/30
 - c) stropne ploče C25/30
- armatura u obje zone ploče i grede te oba lica zida

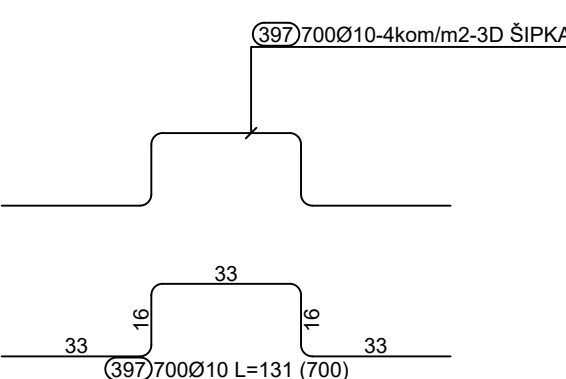
INVESTITOR:	GIMNAZIJA I STRUKOVNA SKOLA JURJA ŠETALISTE PAZINSKE GIMNAZIJE 11, PAZIN		Nacrte izradio: Vedran Kobalić,dipi ing.grad.
GRADEVINA:	GIMNAZIJA I STRUKOVNA SKOLA JURJA DOBRILE PAZIN ŠETALISTE PAZINSKE GIMNAZIJE 11, PAZIN K.Č. 1838 K.O. PAZIN		
PROJEKT:	IZVEDBENI PROJEKT-NACRTI ARMATURE		Projektant konstrukcije: Danijel Simoneti,dipi ing.grad.
SADRŽAJ:	ARMATURA STROPNE PLOČE 1.KATA		
BROJ LISTA:	24		
DATUM:	svibanj,2025.	MJERILO: 1:50	

STATUMEN GRADNJA d.o.o. Stolačka 21, Zagreb
GRAĐENJE, PROJEKTIRANJE I NADZOR

STROP 2.KATA-gornja zona



jahači za d=25 cm



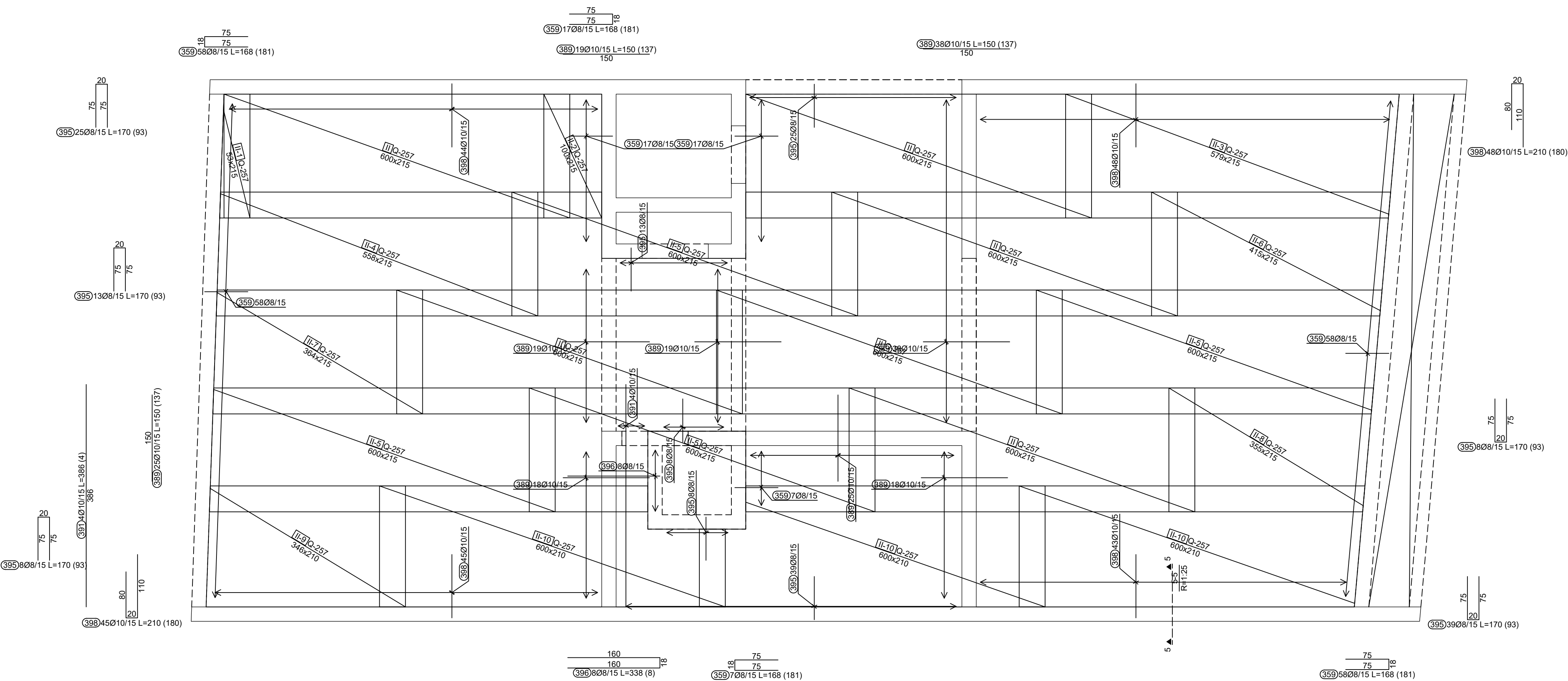
SMJER POLAGANJA ARMATURE

1.red - gornja zona
1.red - donja zona

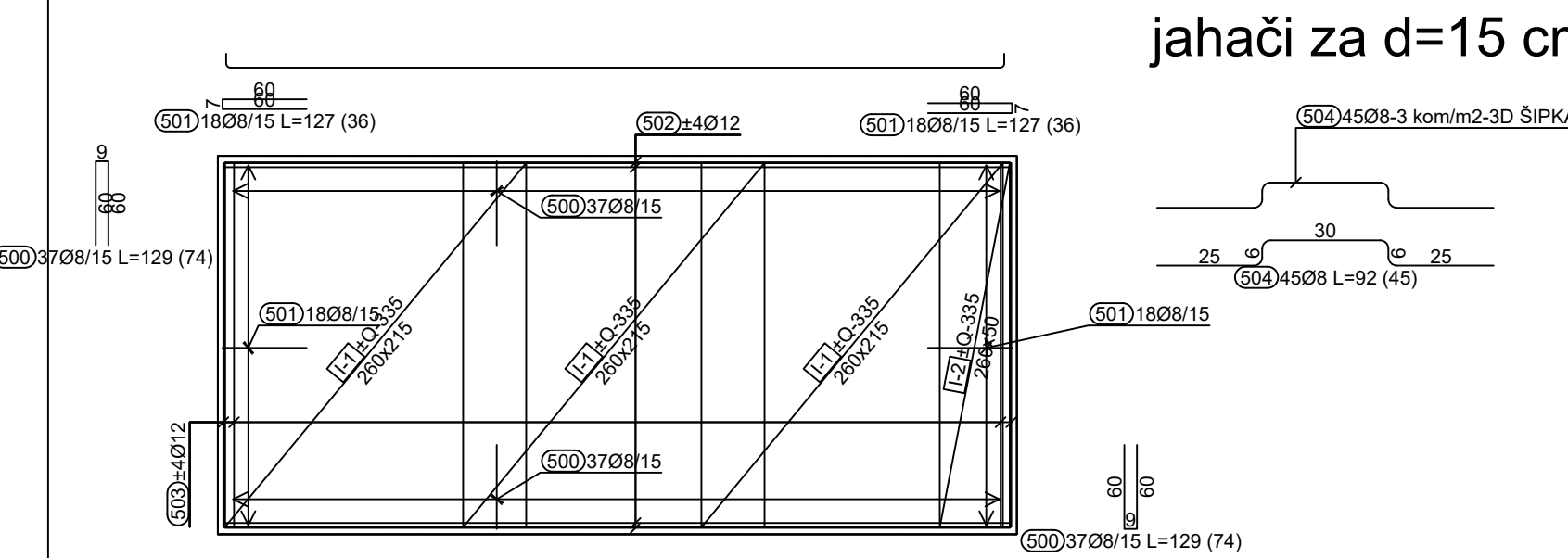
2.red - gornja zona
2.red - donja zona

- *NAPOMENE:
- Zaštitni slojevi temeljna ploča :4,5 cm
 - Zaštitni slojevi podne ploče :gore 3,5 cm, dolje 3,5 cm
 - Zaštitni slojevi kraka stepenica - donja zona 2,5cm, gornja 2,5 cm
 - Zaštitni slojevi stropnih ploča - donja zona 2,5cm, gornja 2,5 cm
 - Zaštitni slojevi zidova - 2,5 cm
 - Svi preklopi mreža d=45 cm
 - Jahače prilagoditi tehnologiji izvoditelja. Ugraditi 4,0 kom/m2 ploče
 - Distancere prilagoditi tehnologiji izvoditelja. Ugraditi 2,0 kom/m2 zida
 - Mreže oko otvora rezati na licu mjesta
 - Veza nacrta 20-34 (svi nacrti su međusobno povezani)
 - Armatura šipke B500B,mreže B500A
 - Klase betona:
 - a)temeljna konstrukcija C30/37
 - b) AB zidovi C25/30
 - c)stropne ploče C25/30
 - + - armatura u obje zone ploče i grede te oba lica zida

STROP 2.KATA-donja zona

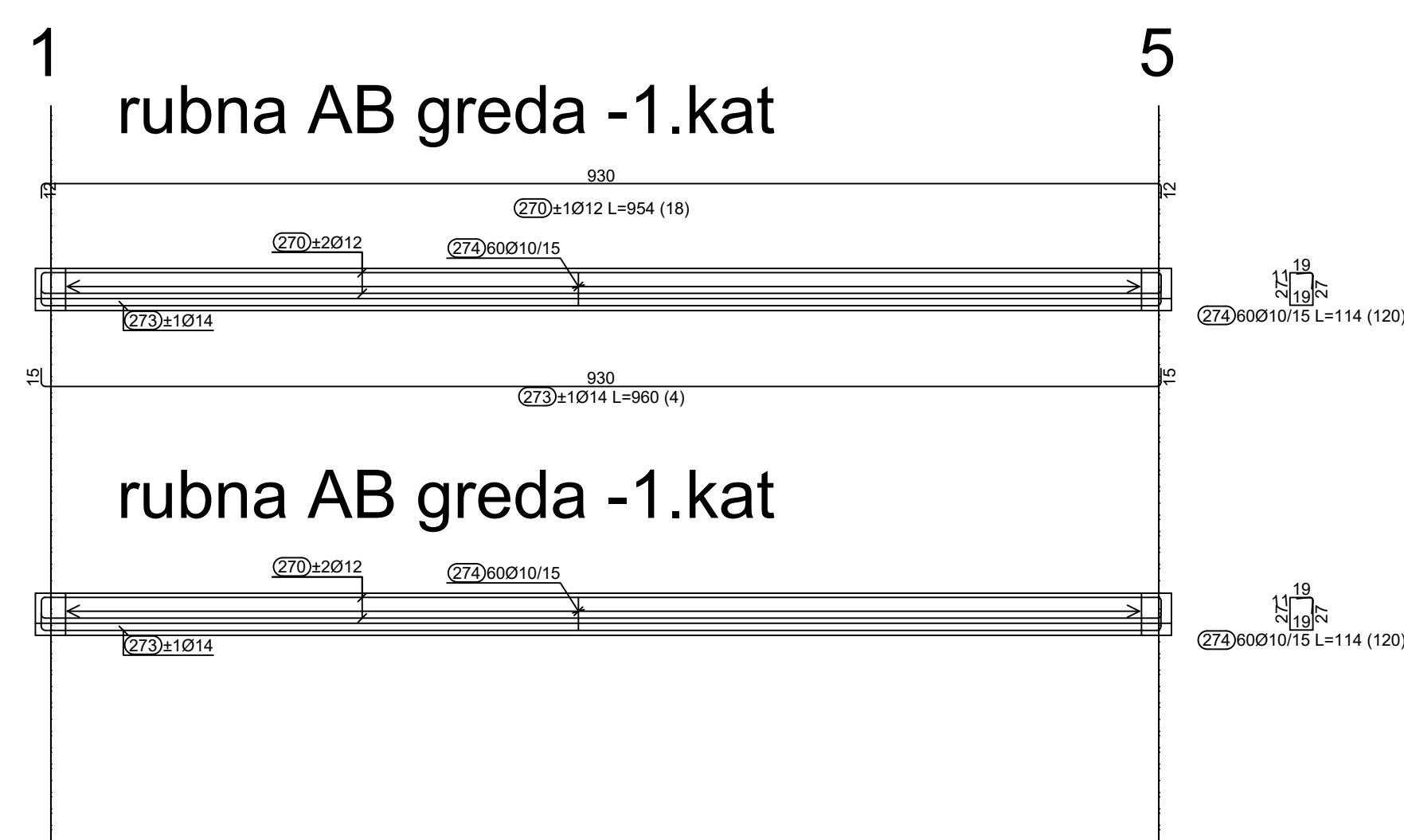


armatura ploče na koti +12,15



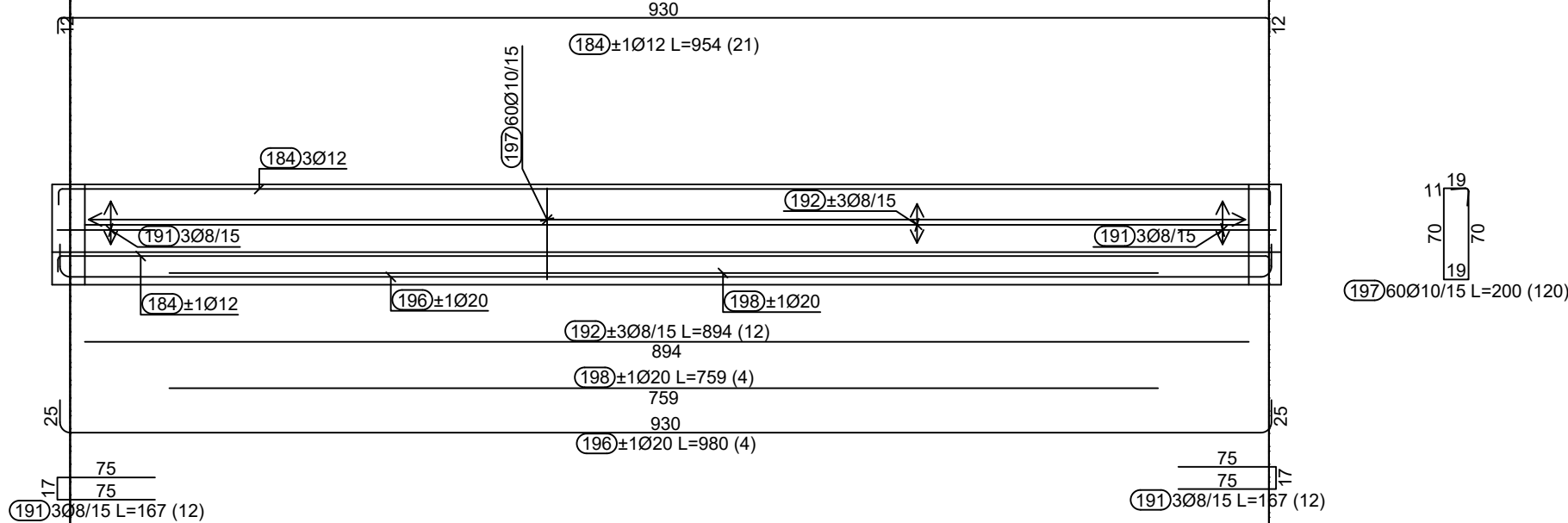
jahači za d=15 cm

INVESTITOR:	GIMNAZIJA I STRUKOVNA ŠKOLA JURJA ŠETALIŠTE PAZINSKE GIMNAZIJE 11, PAZIN	Nacrtje izradio:	Vedran Kobalčić,dipl.ing.grad.
GRADEVINA:	GIMNAZIJA I STRUKOVNA ŠKOLA JURJA DOBRILE PAZIN ŠETALIŠTE PAZINSKE GIMNAZIJE 11, PAZIN K.C.1838 K.O. PAZIN	Projektant konstrukcije:	Danijel Simonetti,dipl.ing.grad.
PROJEKT:	IZVEDBENI PROJEKT-NACRTI ARMATURE		
SADRŽAJ:	ARMATURA STROPNE PLOČE 2.KATA		
BROJ LISTA:	25		
DATUM:	svibanj,2025.	MJERILO:	1:50




INVESTITOR:	GIMNAZIJA I ŠTOLJKOVINA ŠKOLA JURIJA BETA LISTE PAZNIŠKE GIMNAZIJE 11, PAZIN	Naziv izdaja: Vodno vodstveno delovni grad.	
GRAĐEVNA:	GIMNAZIJA I ŠTOLJKOVINA ŠKOLA JURIJA DOBROLE PAZIN BETA LISTE PAZNIŠKE GIMNAZIJE 11, PAZIN K.C. 1838 K.O. PAZIN		
PROJEKT:	IZVEDBENI PROJEKT-NACRTI ARMATURE		Projektant konstrukcije: Dimitar Simenović dipl.ing.grad
SADRŽAJ:	ARMATURA GREDA 1 KATA		
BROJ LISTA:	26		
DATUM:	svibanj 2025.		
		1:50	

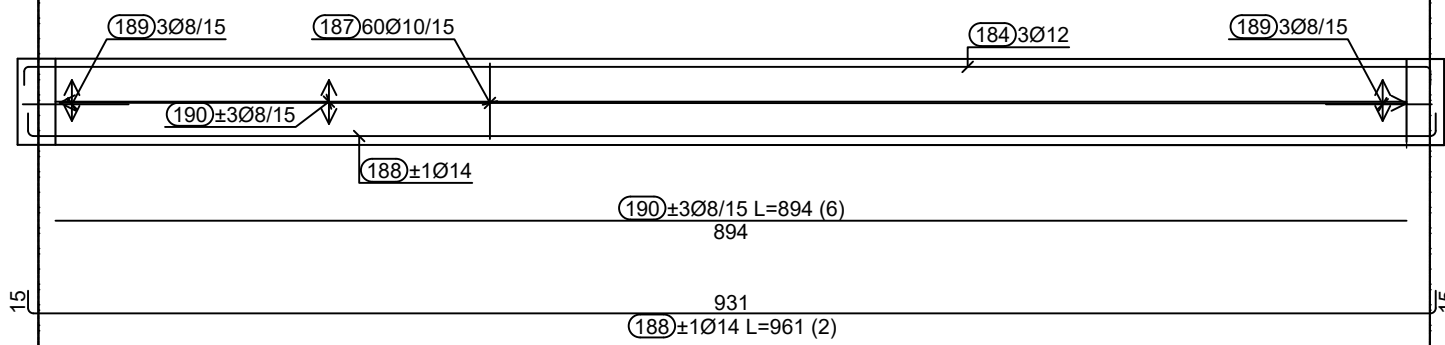
1 AB greda poz 202-prizemlje



rubna AB greda -prizemlje



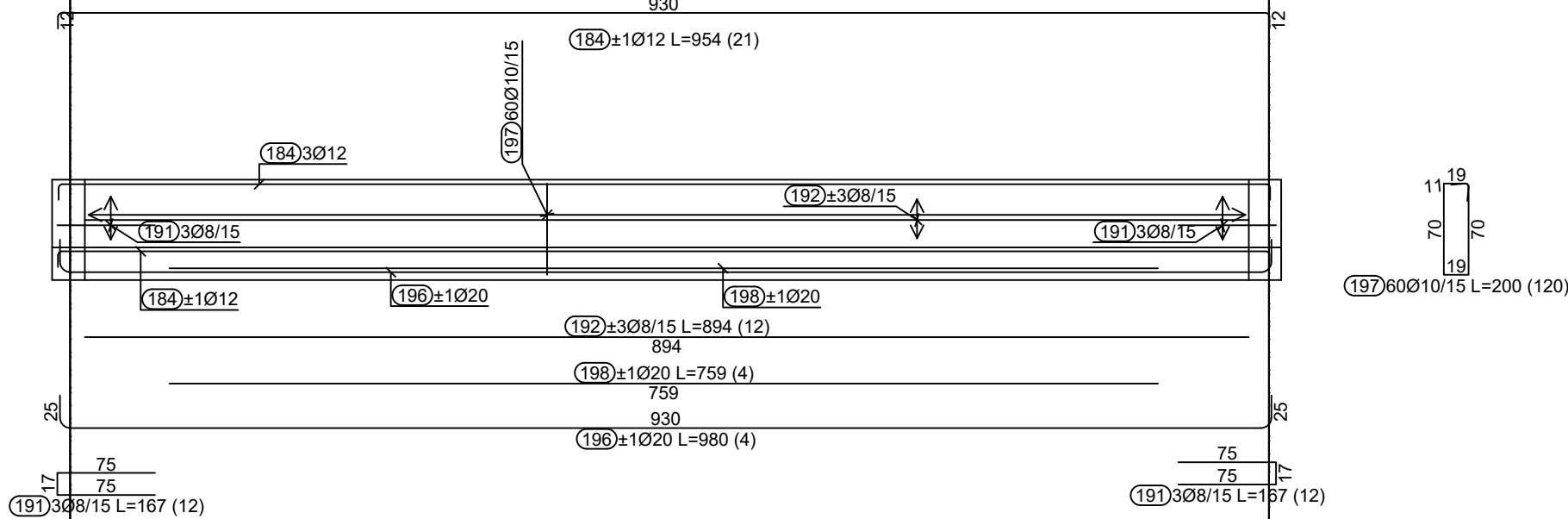
AB greda poz 203-prizemlje



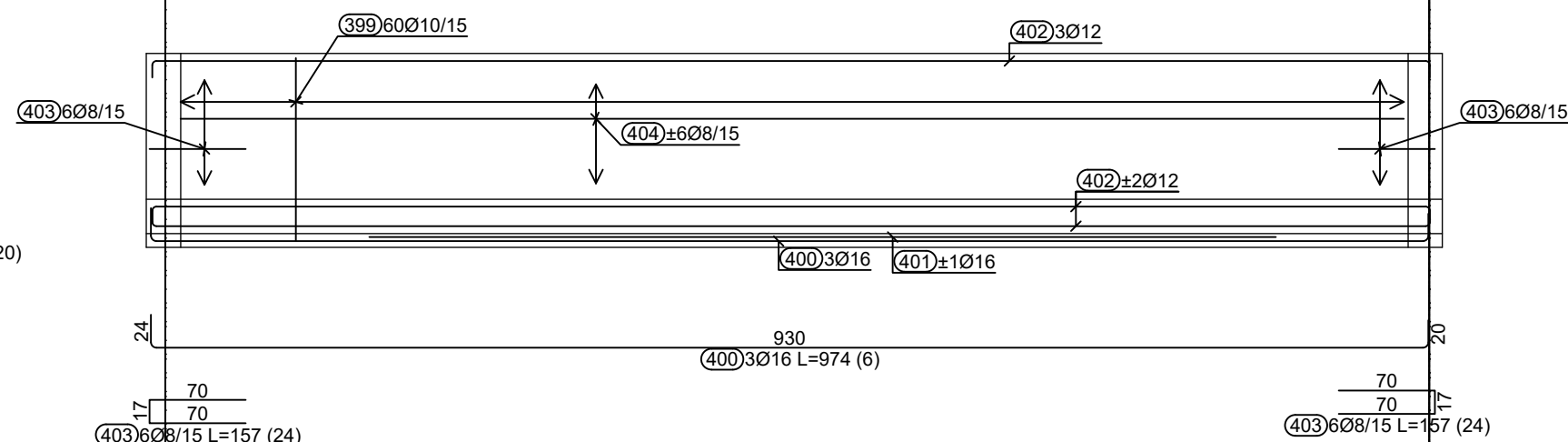
rubna AB greda -prizemlje



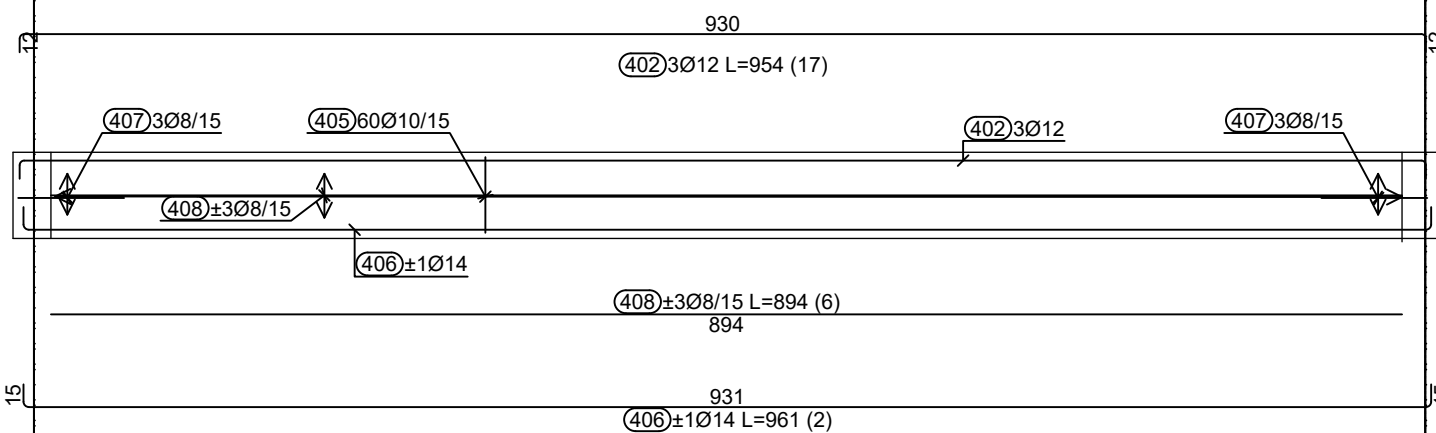
AB greda poz 204-prizemlje



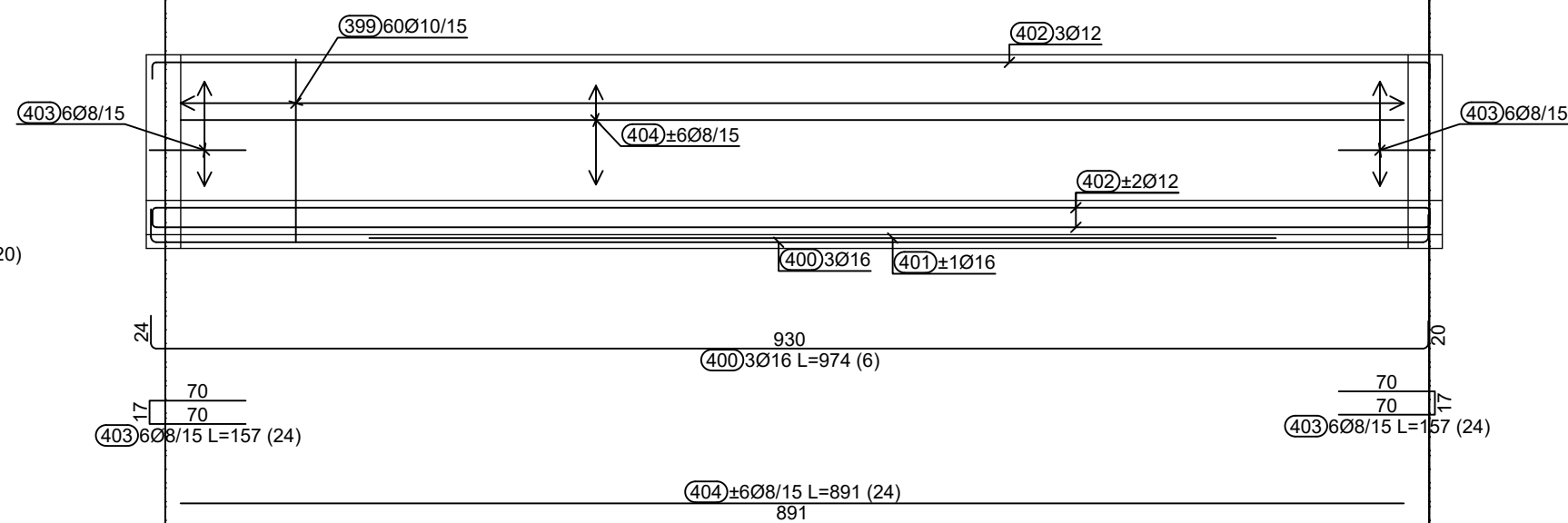
1 AB greda poz 402-2.kat



AB greda poz 403-2.kat



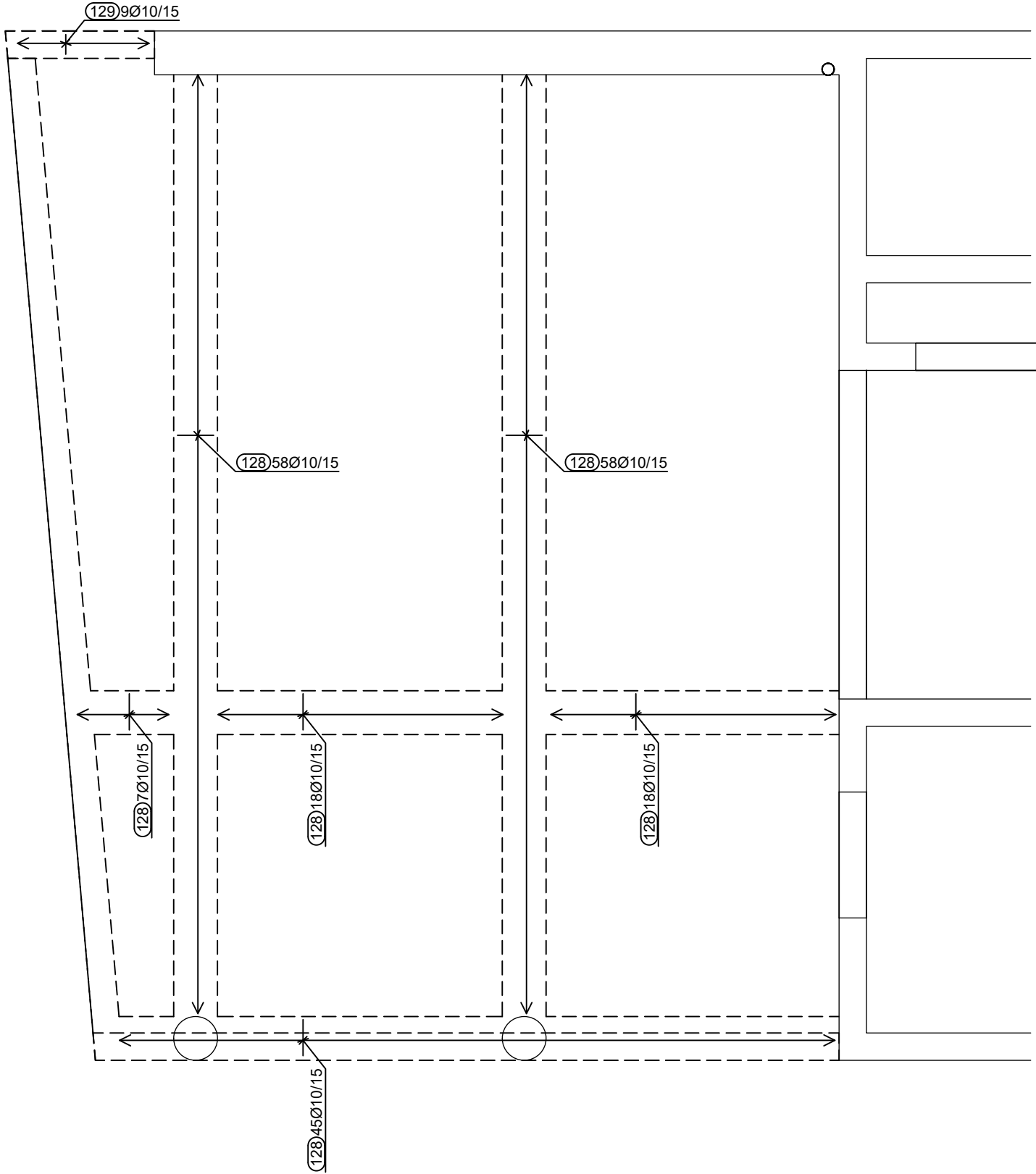
AB greda poz 404-2.kat



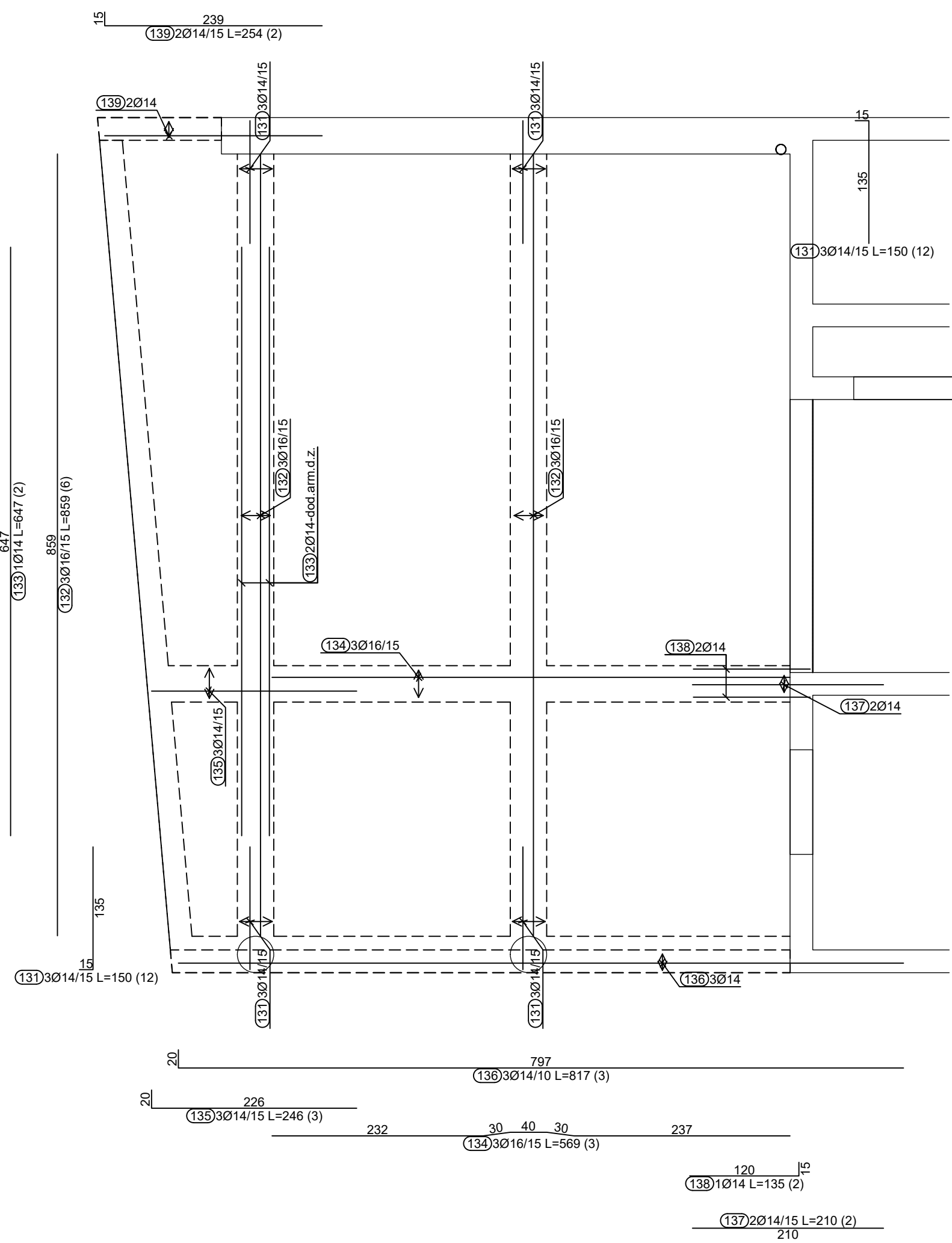
- *NAPOMENE:
- Zaštitni slojevi temeljna ploča :4,5 cm
 - Zaštitni slojevi podne ploče :gore 3,5 cm, dolje 3,5 cm
 - Zaštitni slojevi kraka stepenica - donja zona 2,5cm, gornja 2,5 cm
 - Zaštitni slojevi stropnih ploča - donja zona 2,5cm, gornja 2,5 cm
 - Zaštitni slojevi zidova - 2,5 cm
 - Svi preklopi mreža d=45 cm
 - Jahače prilagoditi tehnologiji izvoditelja. Ugraditi 4,0 kom/m2 ploče
 - Distancere prilagoditi tehnologiji izvoditelja. Ugraditi 2,0 kom/m2 zida
 - Mreže oko otvora rezati na licu mjesta
 - Veza nacrti 20-34 (svi nacrti su međusobno povezani)
 - Armatura šipke B500B,mreže B500A
 - Klase betona:
 - a)temeljna konstrukcija C30/37
 - b) AB zidovi C25/30
 - c)stropne ploče C25/30
 - + - armatura u obje zone ploče i grede te oba lica zida

INVESTITOR:	GIMNAZIJA I STRUKOVNA ŠKOLA JURJA ŠETALIŠTE PAZINSKE GIMNAZIJE 11, PAZIN	Nacrte izradio:	Vedran Kobalčić, dipl. ing. grad.
GRADEVINA:	GIMNAZIJA I STRUKOVNA ŠKOLA JURJA DOBRILE PAZIN ŠETALIŠTE PAZINSKE GIMNAZIJE 11, PAZIN K.C. 1838 K.O. PAZIN		
PROJEKT:	IZVEDBENI PROJEKT-NACRTI ARMATURE	Projektant konstrukcije:	Danijel Simonetti, dipl. ing. grad.
SADRŽAJ:	ARMATURA GREDA 2.KATA I PRIZEMLJA		
BROJ LISTA:	27		
DATUM:	svibanj, 2025.	MJERILO:	1:50

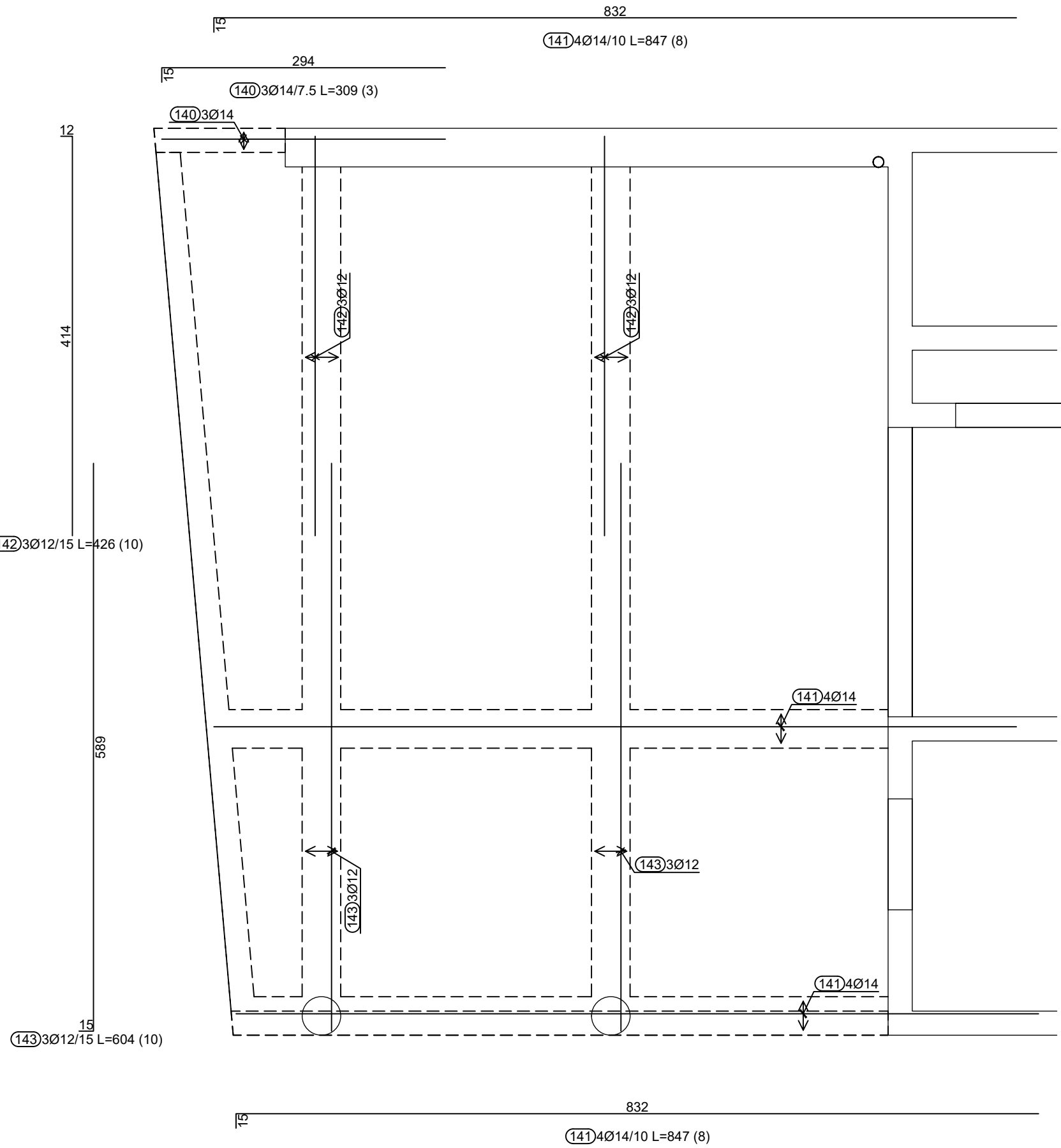
AB greda suterena-vilice



AB greda suterena-donja zona

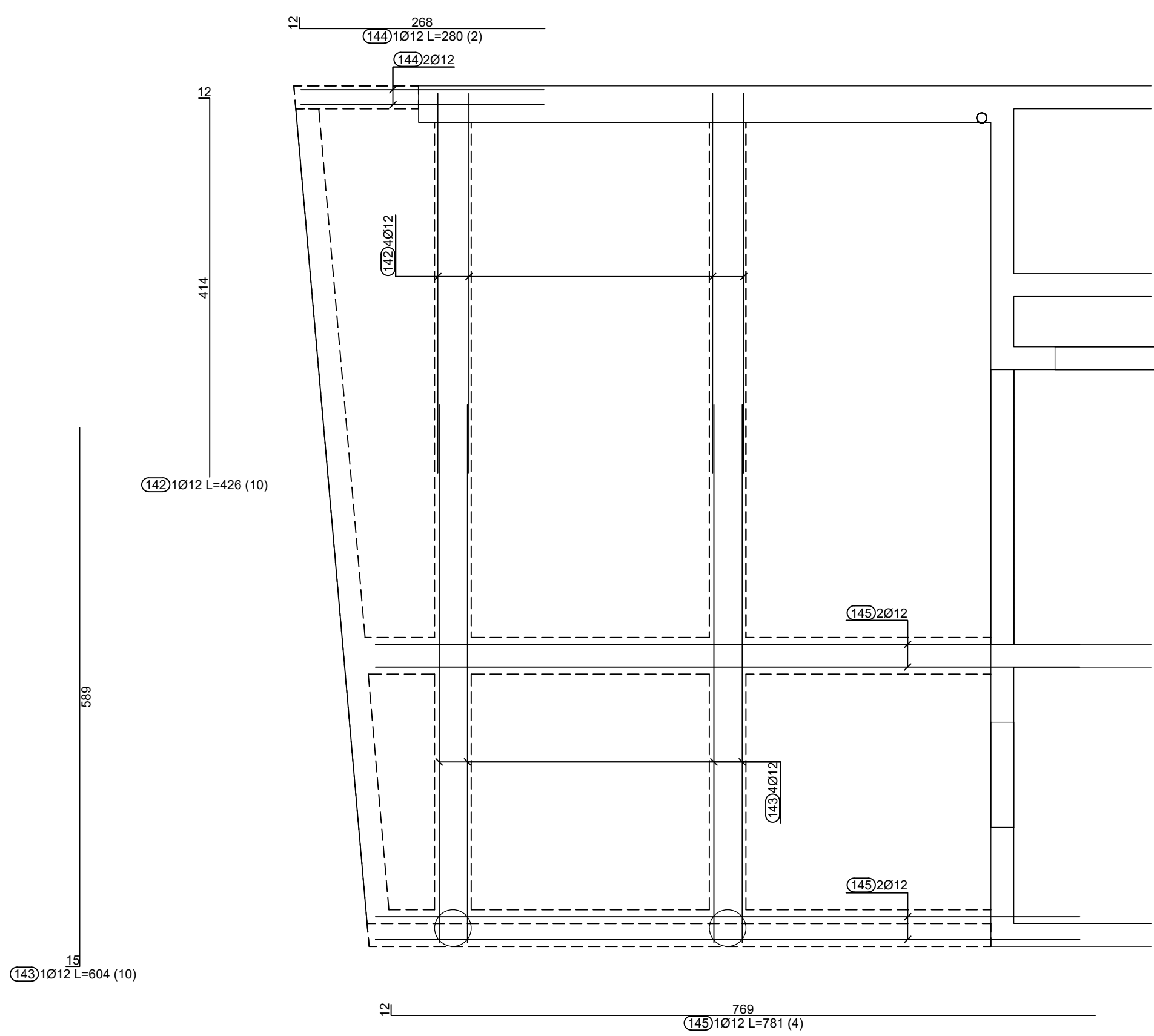


AB greda suterena-gornja zona

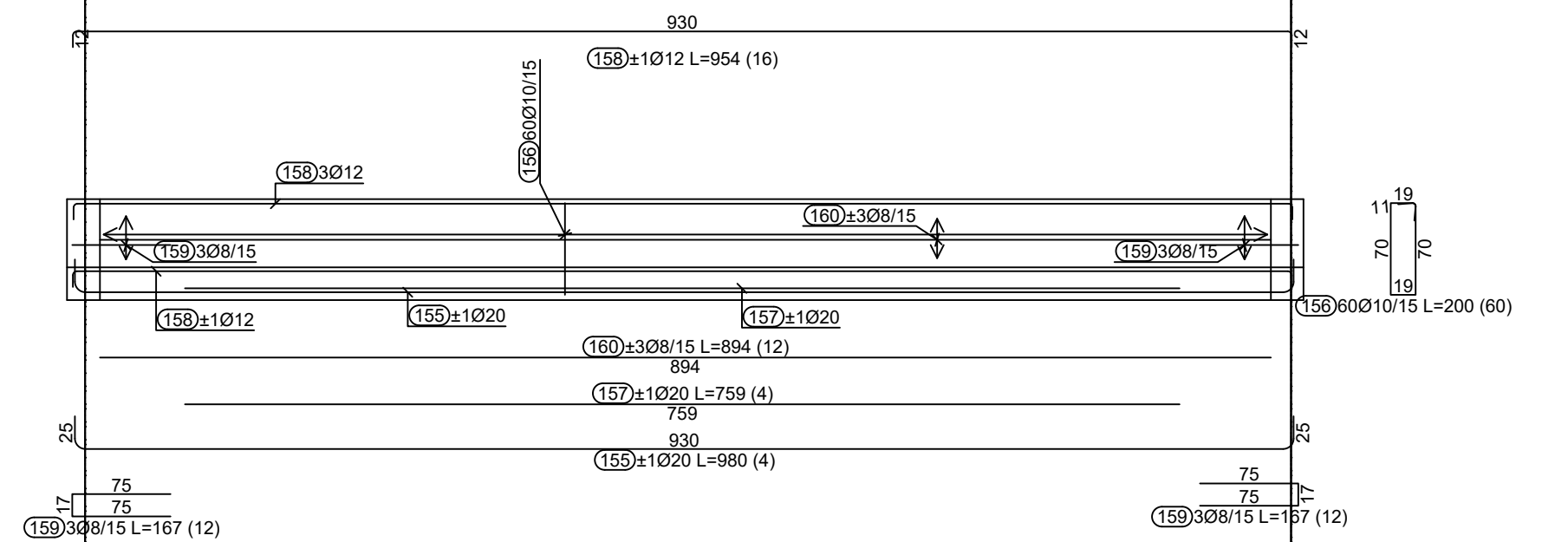


*NAPOMENE:
-Zaštitni slojevi temeljna ploča :4,5 cm
-Zaštitni slojevi podne ploče :gore 3,5 cm, dolje 3,5 cm
-Zaštitni slojevi kraka stepenica - donja zona 2,5cm, gornja 2,5 cm
-Zaštitni slojevi stropnih ploča - donja zona 2,5cm, gornja 2,5 cm
-Zaštitni slojevi zidova - 2,5 cm
-Svi preklopi mreža d=45 cm
-Jahača prilagoditi tehnologiji izvoditelja. Ugraditi 4,0 kom/m2 ploče
-Distancere prilagoditi tehnologiji izvoditelja. Ugraditi 2,0 kom/m2 zida
-Mreže oko otvora rezati na licu mjesta
-Veza nacrta 20-34 (svi nacrti su međusobno povezani)
-Armatura šipke B500B,mreže B500A
-Klase betona:
a)temeljna konstrukcija C30/37
b) AB zidovi C25/30
cijstropne ploče C25/30
+- armatura u obje zone ploče i grede te oba lica zida

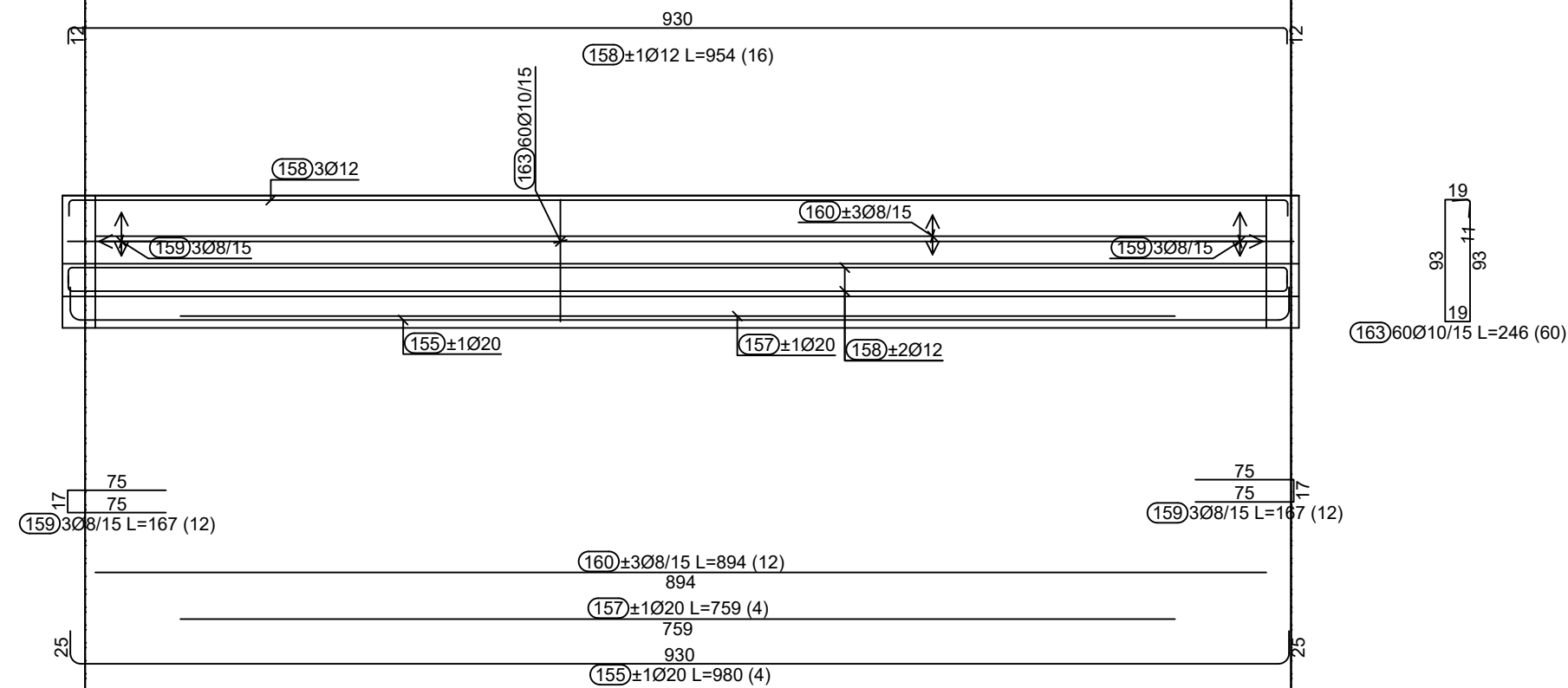
AB greda suterena-donja zona ploče



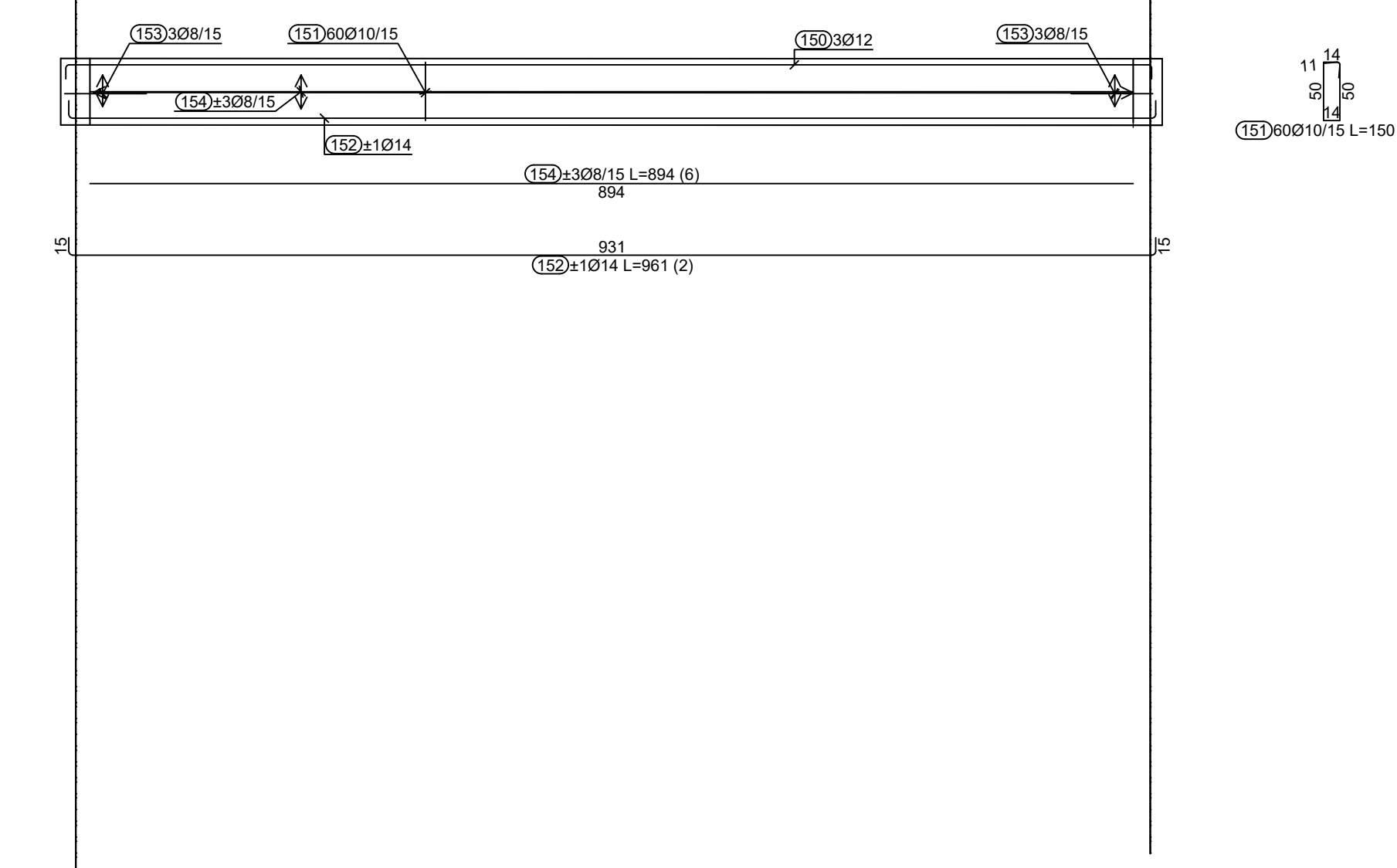
1 AB greda poz 109-suteren 5



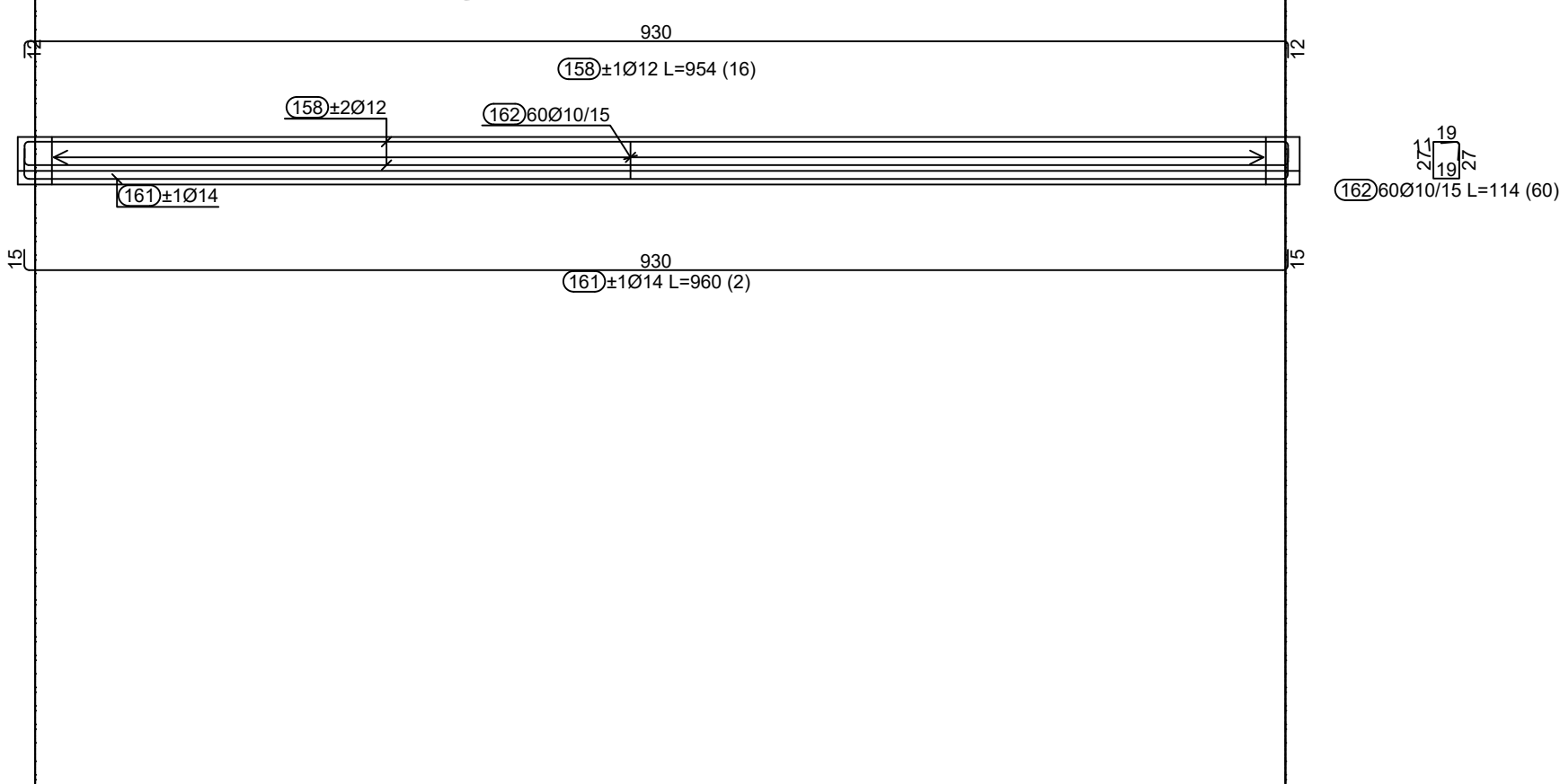
AB greda poz 107-suteren



AB greda poz 108-suteren

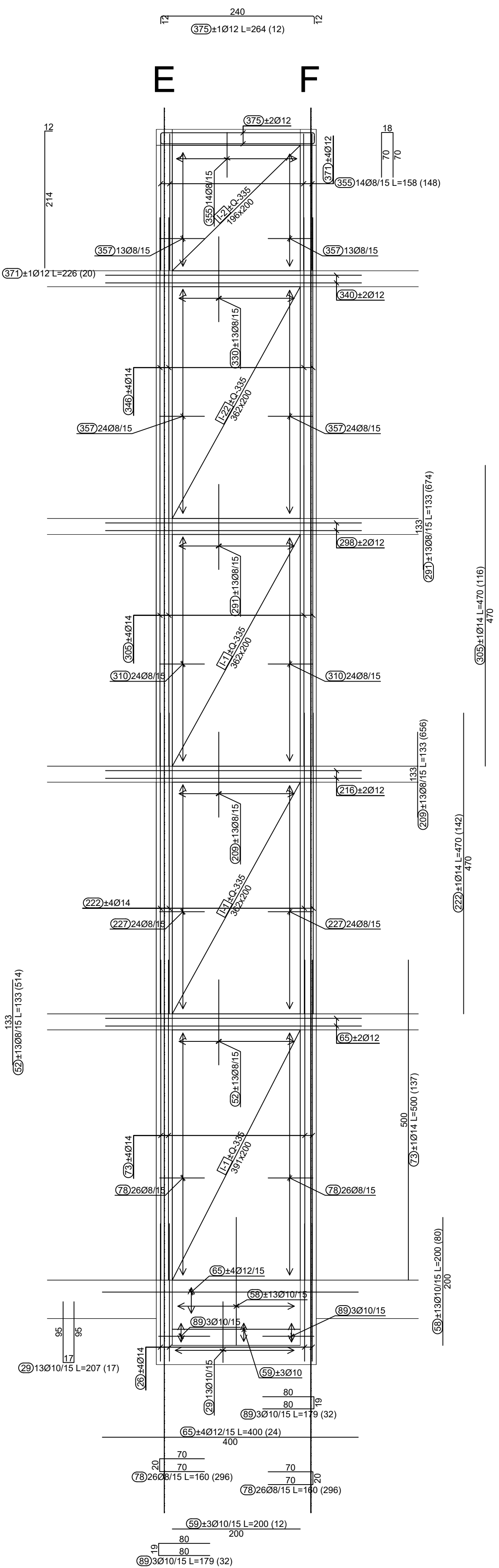


1 rubna AB greda -suteren 5

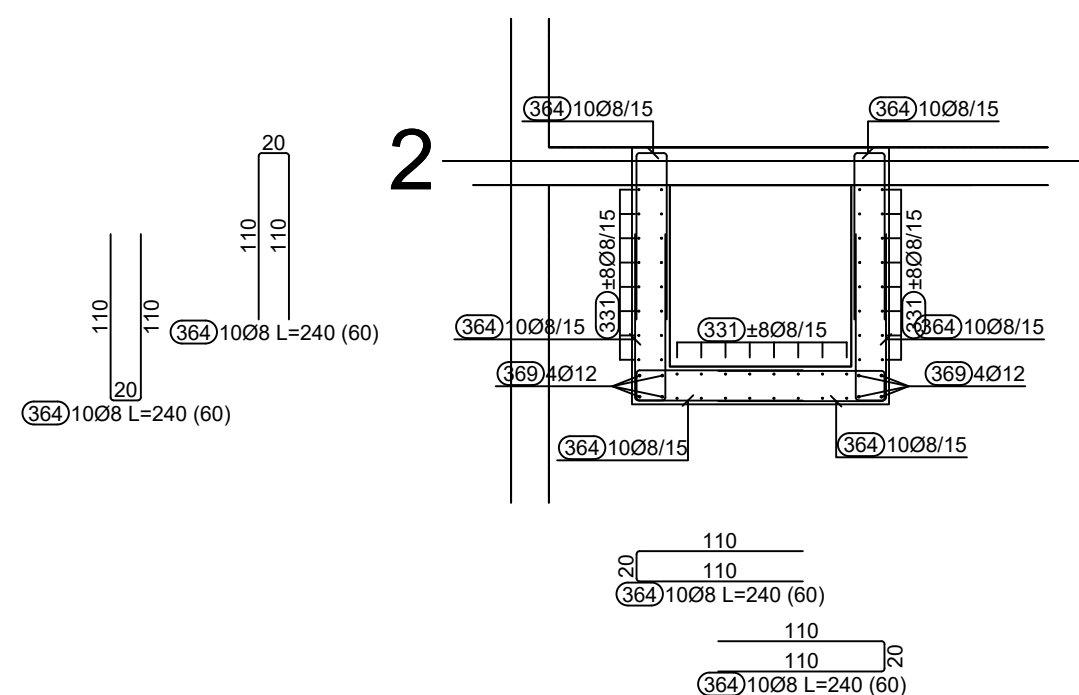


INVESTITOR:	GRANAZUJA I STRUKOVNA ŠKOLA JURUA ŠETALIŠTE PAZINSKE GRANAZUJE 11. PAZIN	Nacrte izradio:	Vedran Kukulac,dipl.ing grad
GRADJEVINA:	GRANAZUJA I STRUKOVNA ŠKOLA JURUA GOŠNJE PAZIN ŠETALIŠTE PAZINSKE GRANAZUJE 11. PAZIN K.O. 1838 K.O. PAZIN	Projektirani konstrukcije:	Davor Šimovetić,dipl.ing grad
PROJEKT:	IZVEDBENI PROJEKT-NACRTI ARMATURE		
SADRŽAJ:	ARMATURA GREDA SUTERENA		
BROJ LISTA:	28		
DATUM:	svibanj,2025.	MJERILO:	1:50

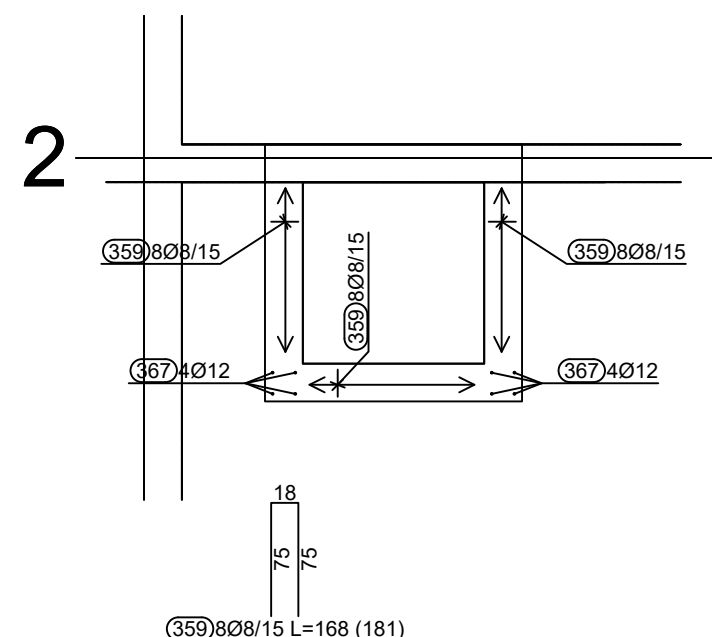
ZID U OSI 4



armatura zidova iznad 2.kata

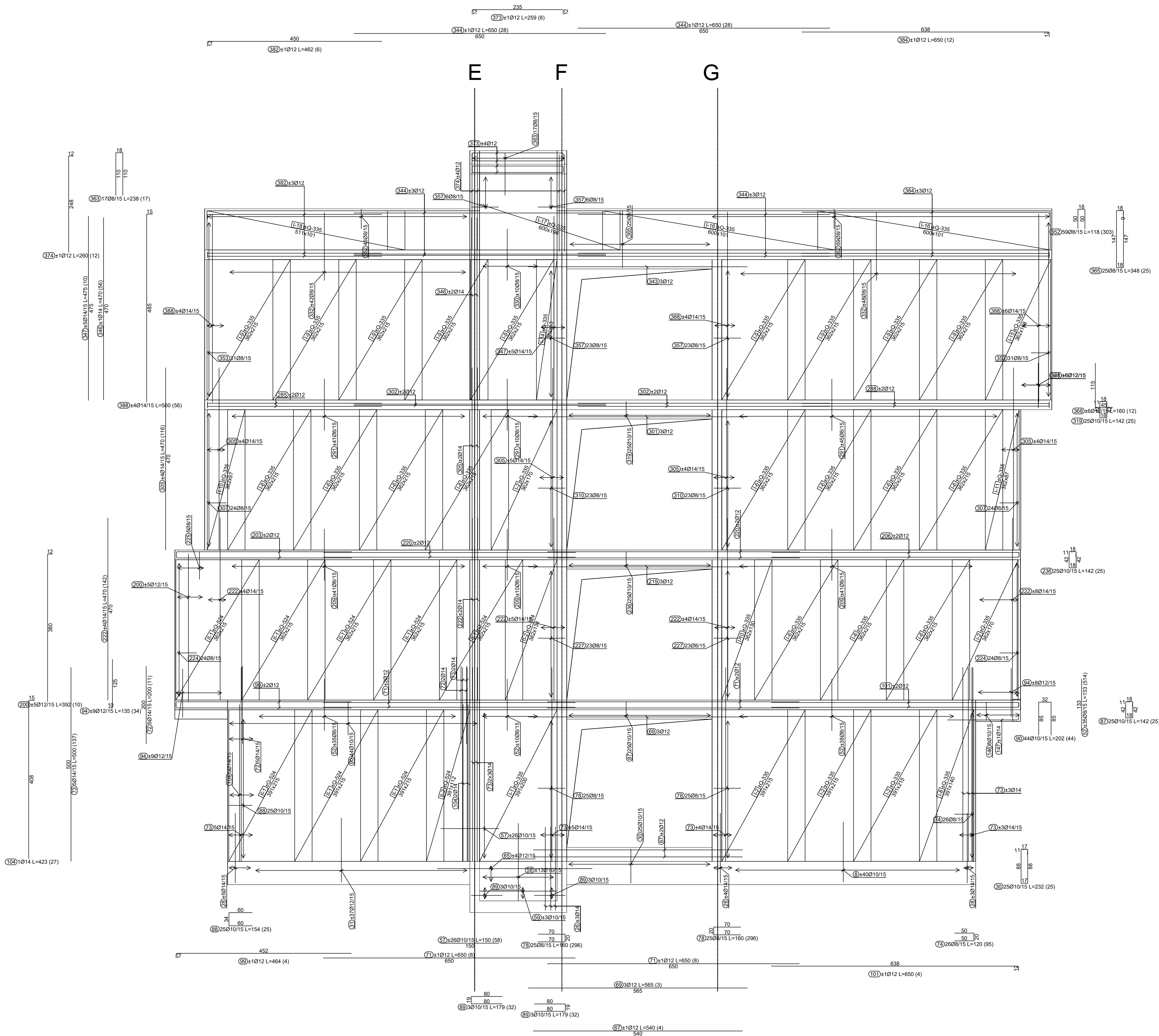


ankeri za zidove iznad 2.kata

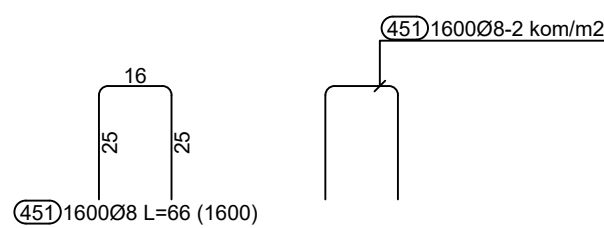


STATUMEN GRADNJA d.o.o. Stolačka 21, Zagreb
GRADENJE, PROJEKTIRANJE I NADZOR

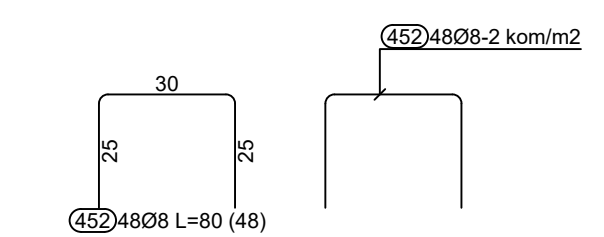
ZID U OSI 5



distanceri za d=25 cm

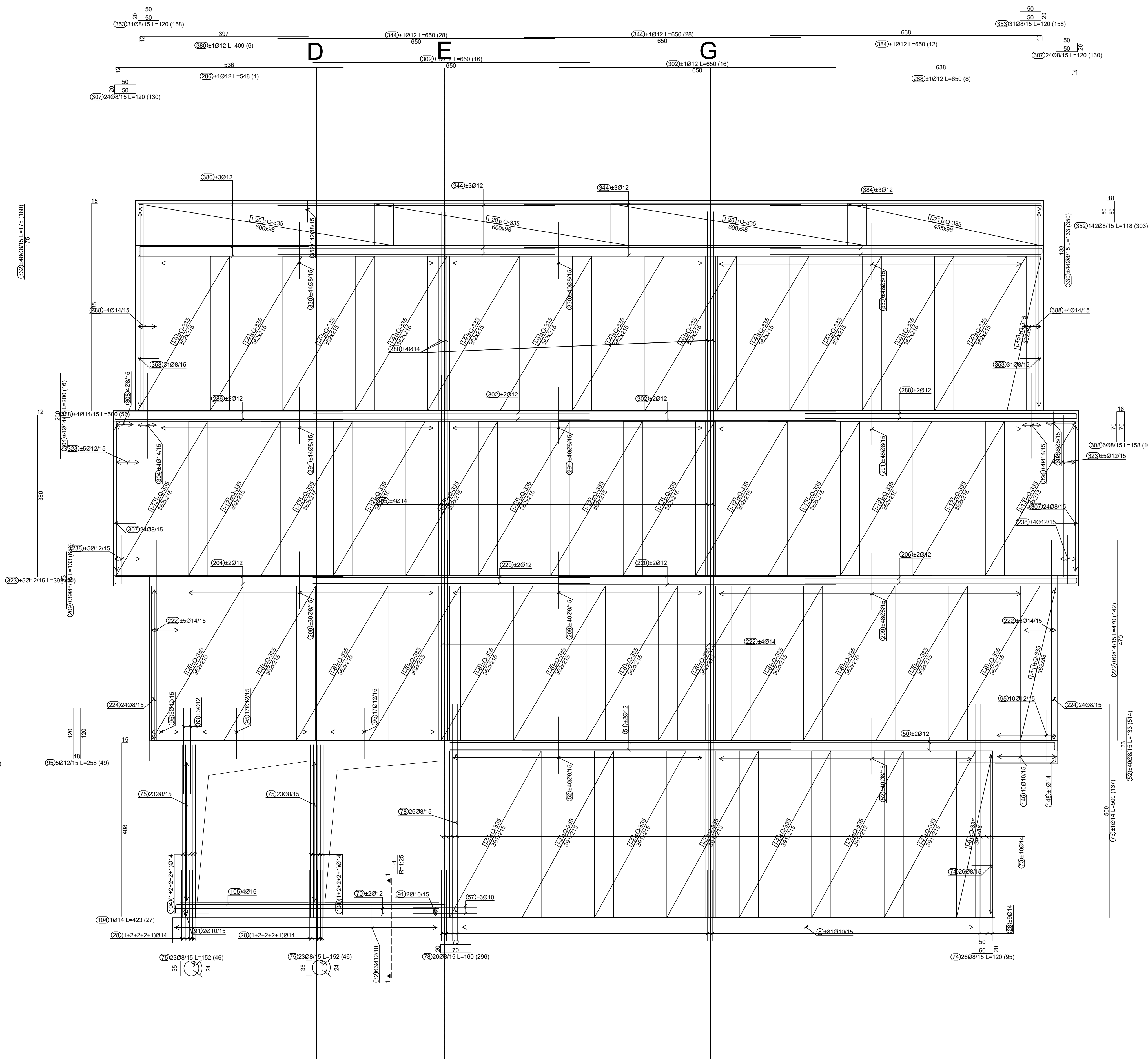


distanceri za d=40 cm



*NAPOMENE:
-Zaštitni slojevi temeljna ploča :4,5 cm
-Zaštitni slojevi podne ploče :gore 3,5 cm, dolje 3,5 cm
-Zaštitni slojevi kraka stepenica - donja zona 2,5cm, gornja 2,5 cm
-Zaštitni slojevi stropnih ploča - donja zona 2,5cm, gornja 2,5 cm
-Zaštitni slojevi zidova - 2,5 cm
-Svi preklopi mreža d=45 cm
-Jahače prilagoditi tehnologiji izvođitelja. Ugraditi 4,0 kom/m2 ploče
-Distancere prilagoditi tehnologiji izvođitelja. Ugraditi 2,0 kom/m2 zida
-Mreže oko otvora rezati na licu mjesta
-Veza nacrta 20-34 (svi nacrti su međusobno povezani)
-Armatura šipke B500B,mreže B500A
-Klase betona:
a)temeljna konstrukcija C30/37
b) AB zidovi C25/30
c)stropne ploče C25/30
+- armatura u obje zone ploče i grede te oba lica zida

ZID U OSI 1

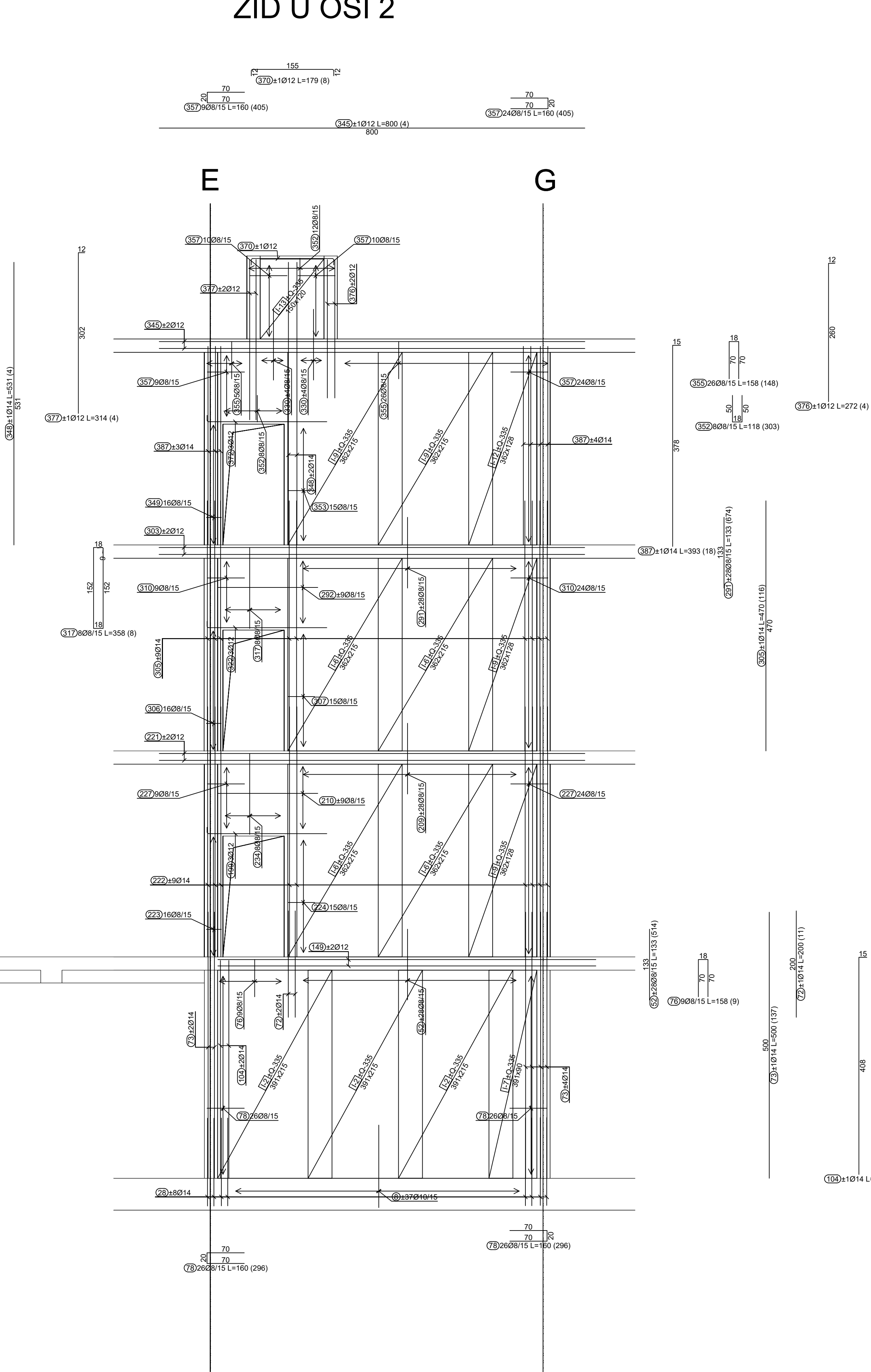
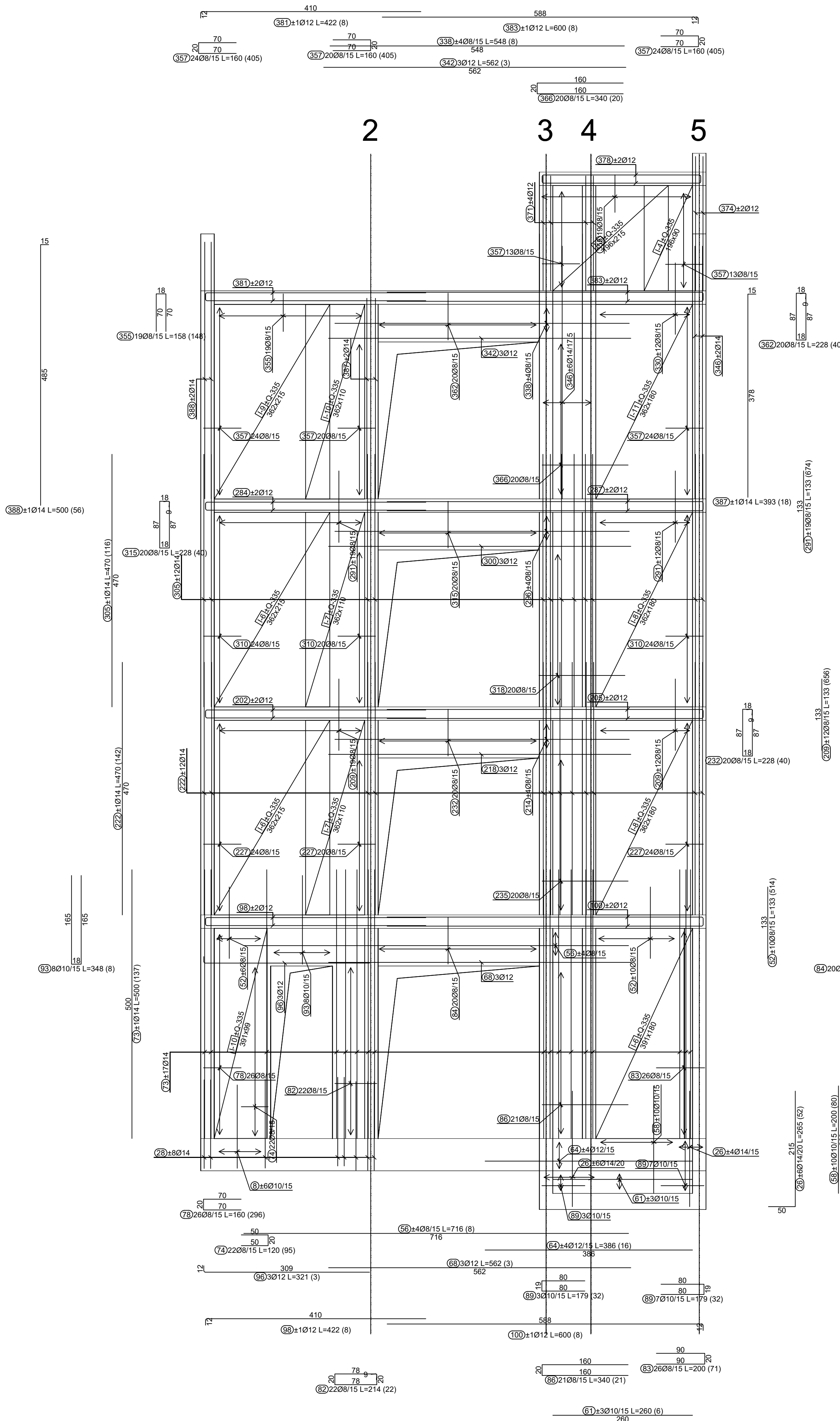
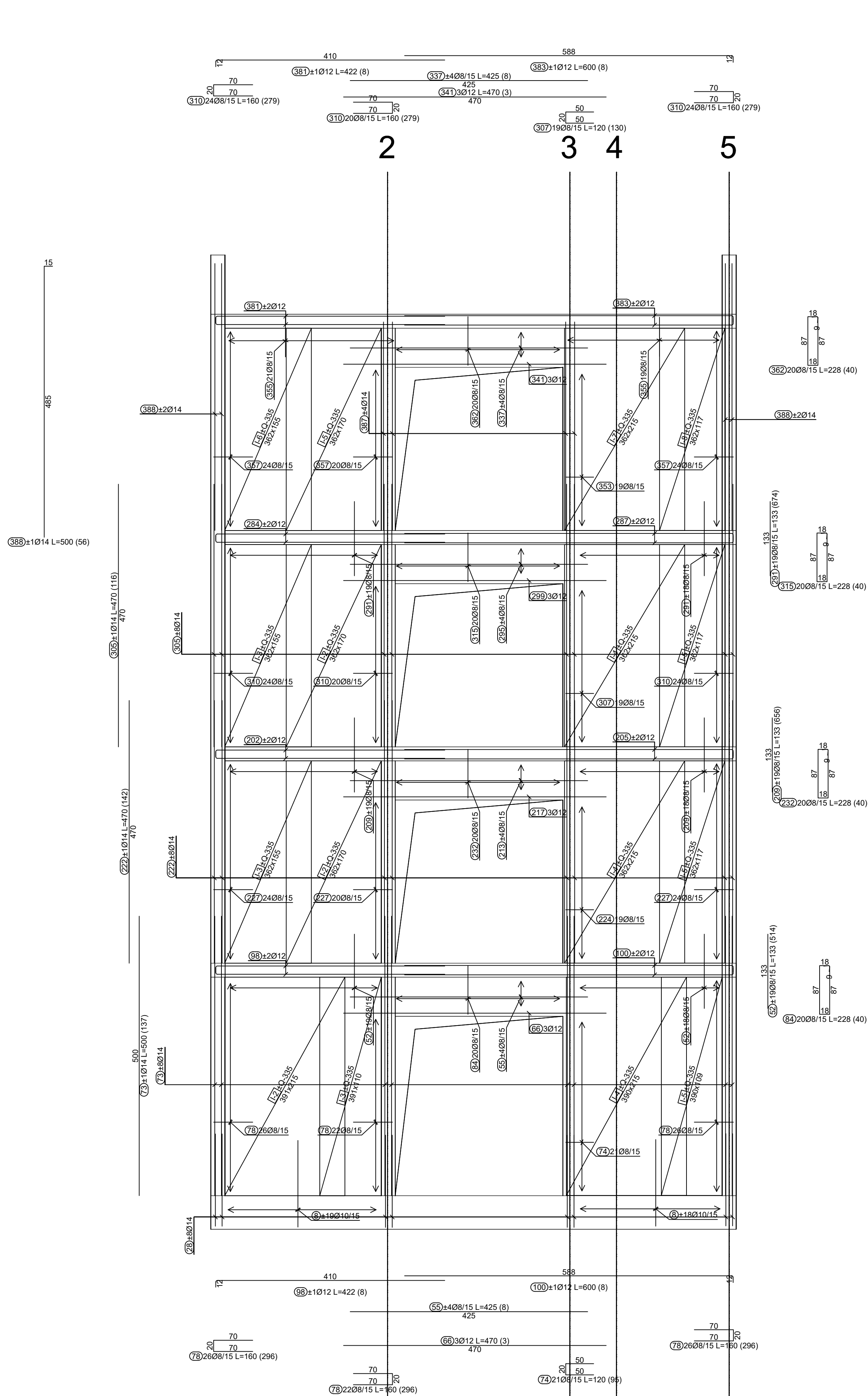


INVESTITOR:	GRADNAZVAL I STRUKOVNA ŠKOLA JURUA ŠETALISTE PAZINSKE GRADNAZLIE 11. PAZIN	Nacrtje izradio:	Vedran Kukulski.dip.inj.ing.graf
GRADEVINA:	GRADNAZVAL I STRUKOVNA ŠKOLA JURUA GORNJE I PAZIN ŠETALISTE PAZINSKE GRADNAZLIE 11. PAZIN K.O. 1838 K.O. PAZIN	Projektilant i kontrolirao:	Danijel Sencovet.dip.inj.ing.graf
PROJEKT:	IZVEDBENI PROJEKT-NACRTI ARMATURE		
SADRŽAJ:	ARMATURA ZIDOVA		
BROJ LISTA:	50		
DATUM:	svibanj,2025.	MJERILO:	1:50

ZID U OSI G

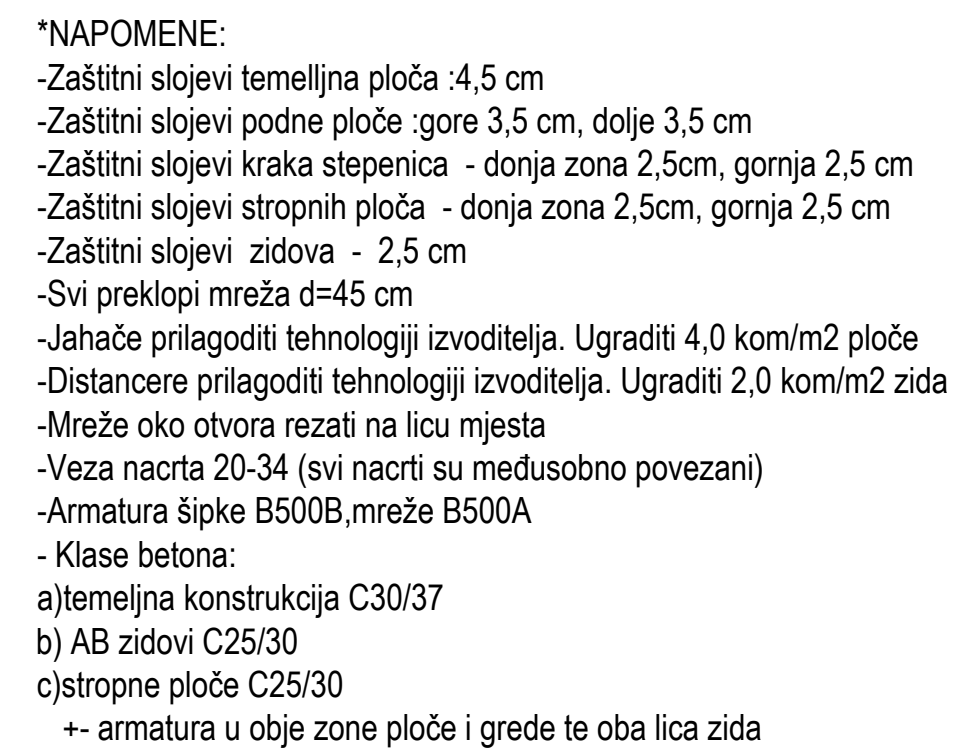
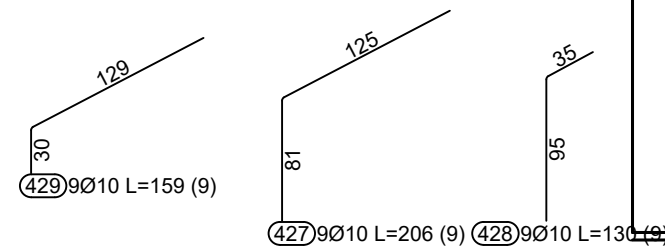
ZID U OSI E

ZID U OSI 2



*NAPOMENE:
-Zaštitni slojevi temeljnja ploča 4,5 cm
-Zaštitni slojevi podne ploče - gore 3,5 cm, dolje 3,5 cm
-Zaštitni slojevi kraka stepenica - donja zona 2,5cm, gornja 2,5 cm
-Zaštitni slojevi stropnih ploča - donja zona 2,5cm, gornja 2,5 cm
-Zaštitni slojevi zidova - 2,5 cm
-Svi preklopi mreža d=45 cm
-Jahače prilagoditi tehnologiji izvoditelja. Ugraditi 4,0 kom/m2 ploče
-Distancere prilagoditi tehnologiji izvoditelja. Ugraditi 2,0 kom/m2 zida
-Mreže oko otvora rezati na licu mjesta
-Veza nacrta 20-34 (svi nacrti su međusobno povezani)
-Armatura šipke B500B,mreže B500A
-Klase betona:
a)temeljna konstrukcija C30/37
b) AB zidovi C25/30
c)stropne ploče C25/30
+ armatura u obje zone ploče i grede te oba lica zida

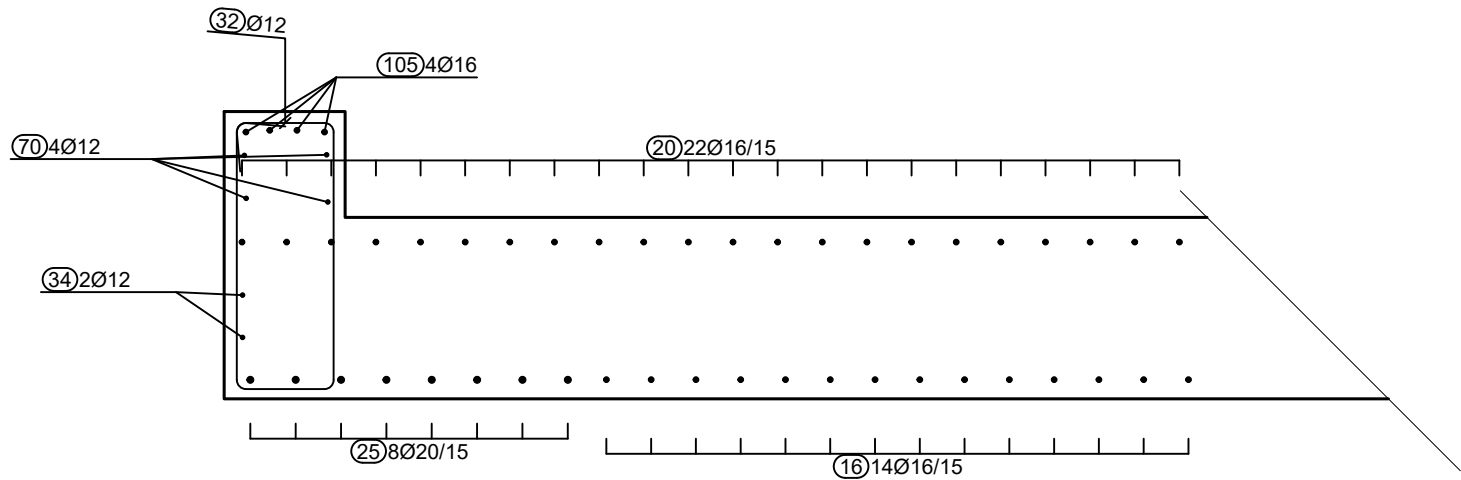
INVESTITOR:	GINNAZIJA I STRUKOVNA SKOLA JURJA BETALISTE PADMIRNE GIMNAZIJE 11. PAZIN	Nacrtje izradio:	Vladimir Kozulović, dipl. ing. grad.
GRAJEVINA:	GINNAZIJA I STRUKOVNA SKOLA JURJA BETALISTE PADMIRNE GIMNAZIJE 11. PAZIN K.C. 1838 K.O. PAZIN	Projektant konstrukcije:	Danijel Šaravcetić, dipl. ing. grad.
PROJEKT:	IZVEDBENI PROJEKT-NACRTI ARMATURE		
SADRŽAJ:	ARMATURA ZIDOVA		
BROJ LISTA:	31		
DATUM:	svibanj 2025.	MJERILO:	1:50



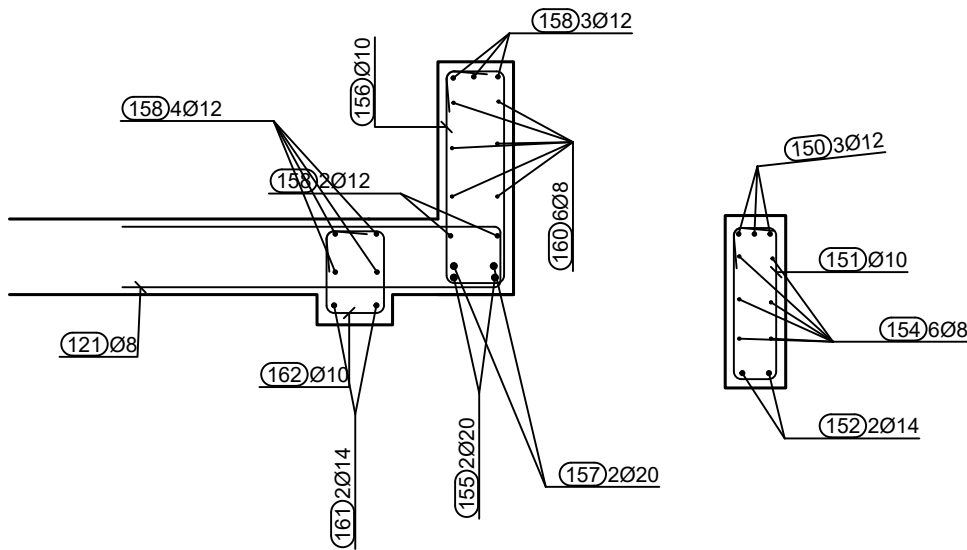
INVESTITOR:	GIMNAZIJA I STRUKOVNA ŠKOLA JURJA ŠETALIŠTE PAZINSKE GIMNAZIJE 11, PAZIN		Nacrte izradio: Vedran Kobašič, dipl. ing. grad.
GRAĐEVINA:	GIMNAZIJA I STRUKOVNA ŠKOLA JURJA DOBRILE PAZIN ŠETALIŠTE PAZINSKE GIMNAZIJE 11, PAZIN K.Č. 1838 K.O. PAZIN		
PROJEKT:	IZVEDBENI PROJEKT-NACRTI ARMATURE		Projektant konstrukcije: Danijel Simonetti, dipl. ing. grad.
SADRŽAJ:	ARMATURA STEPENICA		
BROJ LISTA:	32		
DATUM:	svibanj, 2025.	MJERILO:	
			1:50

STATUMEN GRADNJA d.o.o. Stolačka 21, Zagreb
 GRAĐENJE, PROJEKTIRANJE I NADZOR

PRESJEK 1-1

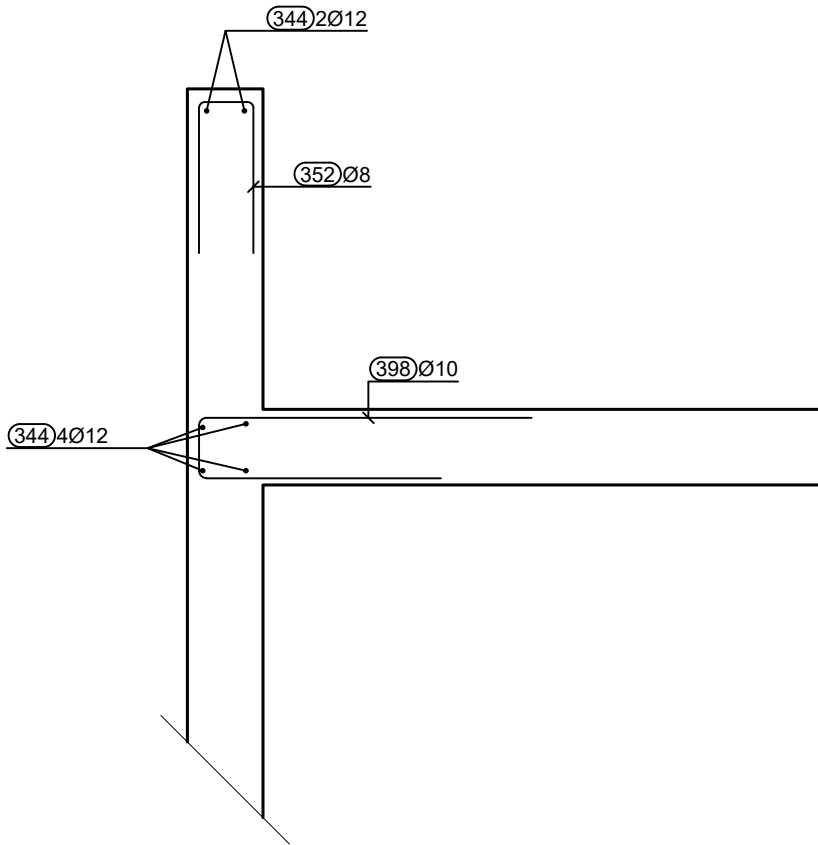


PRESJEK 2-2

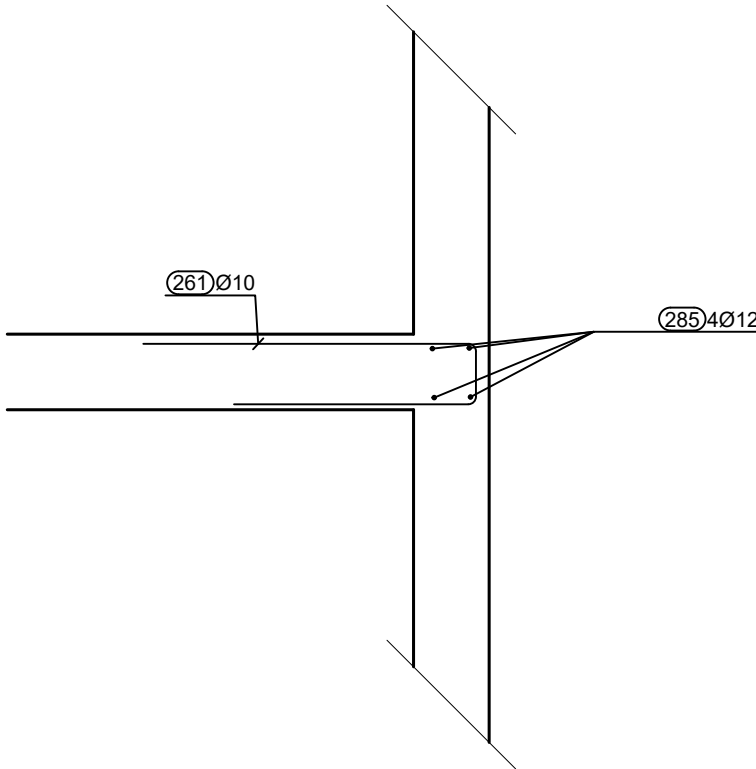


- *NAPOMENE:
- Zaštitni slojevi temeljna ploča :4,5 cm
 - Zaštitni slojevi podne ploče :gore 3,5 cm, dolje 3,5 cm
 - Zaštitni slojevi kraka stepenica - donja zona 2,5cm, gornja 2,5 cm
 - Zaštitni slojevi stropnih ploča - donja zona 2,5cm, gornja 2,5 cm
 - Zaštitni slojevi zidova - 2,5 cm
 - Svi preklopi mreža d=45 cm
 - Jahače prilagoditi tehnologiji izvođitelja. Ugraditi 4,0 kom/m2 ploče
 - Distancere prilagoditi tehnologiji izvođitelja. Ugraditi 2,0 kom/m2 zida
 - Mreže oko otvora rezati na licu mjesta
 - Veza nacrtā 20-34 (svi nacrti su međusobno povezani)
 - Armatura šipke B500B,mreže B500A
 - Klase betona:
 - a)temeljna konstrukcija C30/37
 - b) AB zidovi C25/30
 - c)stropne ploče C25/30
 - + - armatura u obje zone ploče i grede te oba lica zida

PRESJEK 5-5



PRESJEK 4-4



INVESTITOR:	GIMNAZIJA I STRUKOVNA ŠKOLA JURJA ŠETALIŠTE PAZINSKE GIMNAZIJE 11, PAZIN	Nacrtē izradio: Vedran Kobašilić,dipl.ing.grad.
GRADEVINA:	GIMNAZIJA I STRUKOVNA ŠKOLA JURJA DOBRILE PAZIN ŠETALIŠTE PAZINSKE GIMNAZIJE 11, PAZIN K.Č.1838 K.O. PAZIN	
PROJEKT:	IZVEDBENI PROJEKT-NACRTI ARMATURE	Projektant konstrukcije: Danijel Simonetti,dipl.ing.grad.
SADRŽAJ:	PRESJECI	
BROJ LISTA:	33	
DATUM:	svibanj,2025.	
MJERILO:	1:50	
STATUMEN GRADNJA d.o.o. Stolačka 21 , Zagreb GRAĐENJE , PROJEKTIRANJE I NADZOR		